

*AeroMaster*

48-399



# ROYAL NAVY HELLCATS

OF THE BRITISH EAST INDIES & PACIFIC FLEETS 1945



48-399



# ROYAL NAVY HELLCATS

## OF THE BRITISH EAST INDIES & PACIFIC FLEETS 1945

**AeroMaster Decals™**

3615 NW 20th Ave • Miami, Florida 33142 • USA  
Tel. (305) 633-7398 • Fax (305) 638-4197

48-399

Hellcat II JX 688. S/Lt RC Thompson, 896 Squadron, HMS Empress, August 1945. Engaged in fighter patrols during minesweeping operations off Phuket Island. Following VJ-Day, HMS Empress provided support in the occupation of the Malayan Peninsula. Standard Slate and Extra Dk. Sea Gray camouflage and Sky undersurfaces, plus White theatre bands on wing and tail.




When applying roundel/code decal, center the roundel on the 3rd panel line behind the trailing edge. Apply left side first. Align right side like left.



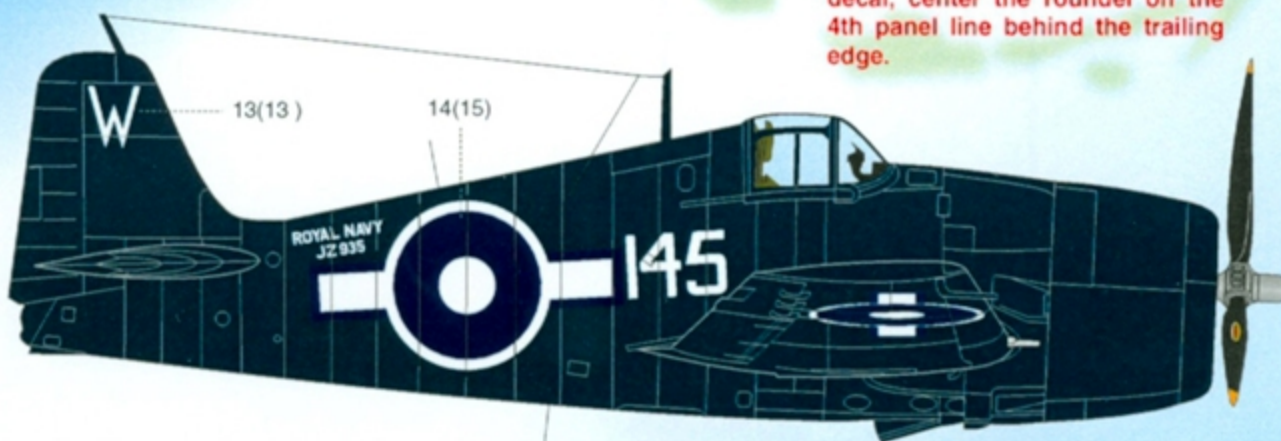
Hellcat II JX780. 808 Squadron, HMS Khedive, May 1945. 808 Squadron featured significantly in the East Indies Fleet Operations off Malaya and Sumatra and also during the reoccupation of Rangoon. Standard Slate and Extra Dk. Sea Gray camouflage and Sky undersurfaces with White theatre bands on wing and tail.

We are NOT sure of the diameter of the white portion on the upper wing roundel of A/C 2. It could be as part 20 or the alternate is part 20+20x, thus reducing its diameter. Any information regarding this A/C will help us to produce a more complete job the second time around. Thanks in advance!!!

Hellcat I JV 104. S/Lt. C Campbell, 885 Squadron, HMS Ruler, June 1945. While on station off the west coast of Japan, S/Lt. Campbell had his normally Slate and Extra Dk. Sea Gray camouflaged A/C painted gloss Black. The new paint job increased both speed and performance of the aircraft and made him instantly recognizable! True story.



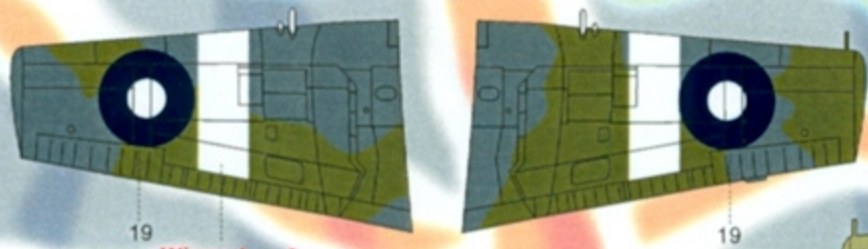
When applying roundel/code decal, center the roundel on the 4th panel line behind the trailing edge.



Hellcat II JZ935. S/Lt. TB Speak, 1844 Squadron, HMS Indomitable, June 1945. 1844 Squadron took part in the attacks on the Sakishima Gunto group of islands in the East China Sea and also on Formosa. Overall US glossy Dk. Sea Blue paintwork.

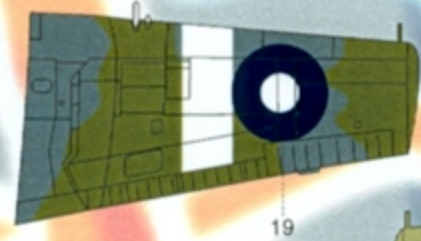


Hellcats and Corsairs of the FAA had the fuselage roundel, aircraft number, and serial number aligned at an angle with the center line of the A/C. Most of the photographs we worked with were not dead side shots, making it difficult to properly or perfectly measure that angle. Hence, if you do not agree with what we have offered, simply slice the items loose and apply them separately as you wish.



19

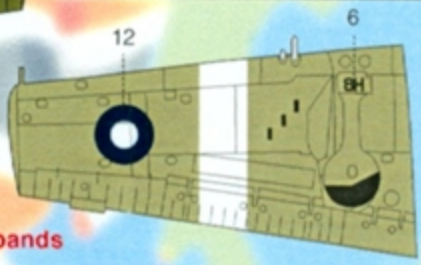
Wings bands are 24" wide.



19

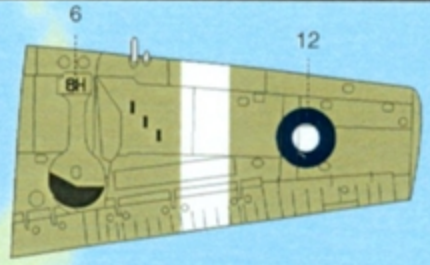


Stab and fin bands are 18" wide.

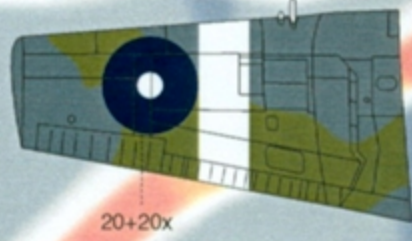


12

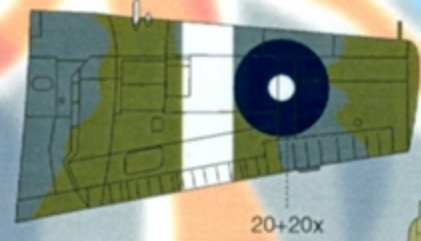
6



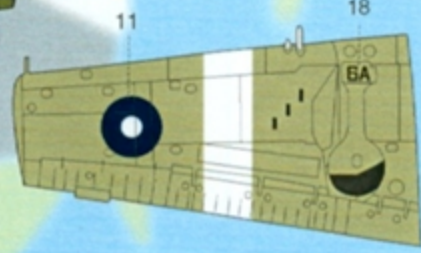
12



20+20x

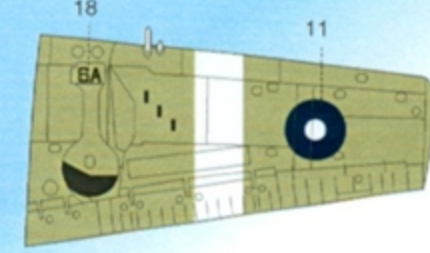


20+20x




11

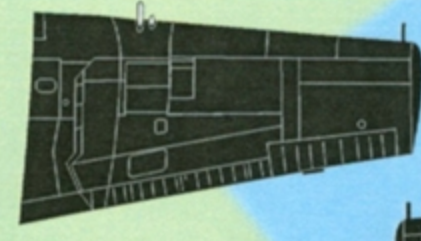
18



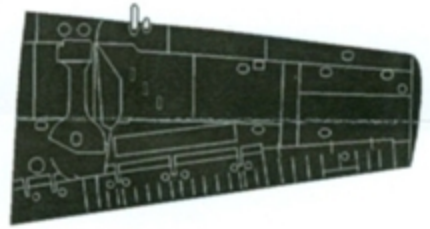
11




9



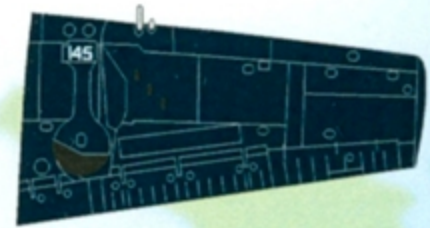
9



9



9



AeroMaster Warbird Colors		Acrylics	
1001	Gloss Clear	1015	Blue
1002	Semi-Gls Ctr	1016	Green
1003	Flat Clear	1045	US Sea Blue Gloss
1004	Tire Black	1114	Sky
1011	Yellow	1118	Ext. Dk. Sea Gray
1012	White	1119	Slate Gray
1013	Black		
1014	Red		

AeroMaster Warbird Colors		Enamels	
9001	Black	9012	Flat Clear
9002	White	9013	Semi-Gls Ctr
9003	Yellow	9014	Gloss Clear
9004	Blue	9045	US Sea Blue Gloss
9005	Red	9114	Sky
9010	Tire Black		
9011	Glaze		

References:

1. Squadrons of the Fleet Air Arm, Ray Sturtivant, Air Britain
2. Allied Escort Carriers of World War II, Kenneth Poolman, Blandford Press
3. IPMS Magazine, May/June 1980, Neil MacDonald
4. Fleet Air Arm at War, Ray Sturtivant, Ian Allan Ltd.

Suggested Kits:

1. Hasegawa F6F Family.
2. Otaki/Arii F6F-3/5 Kit

Slate Gray	Dk. Sea Gray	RAF Sky	Gloss Sea Blue
Flat Black	Polish Aluminum	Dk. Steel Color	
		FS 34504	ANA 606

*Thanks!*  
To Peter Freeman  
for the research on  
this FAA sheet.

If you have suggestions for future subject matter, AeroMaster would like to hear from you. Our goal is to provide high quality, well researched decals of unusual and interesting subjects. We value our customers' input, so if you have specific suggestions or photographs of unusual subject matter which you would be willing to share, please contact:

**AeroMaster Decals**  
3615 NW 20th Ave • Miami, Florida 33142 • USA

48-399