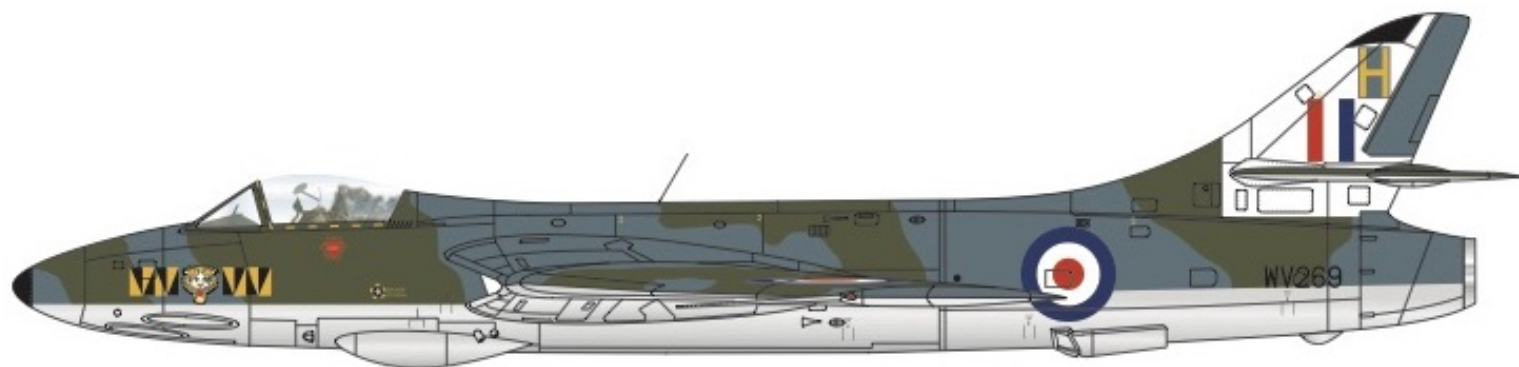
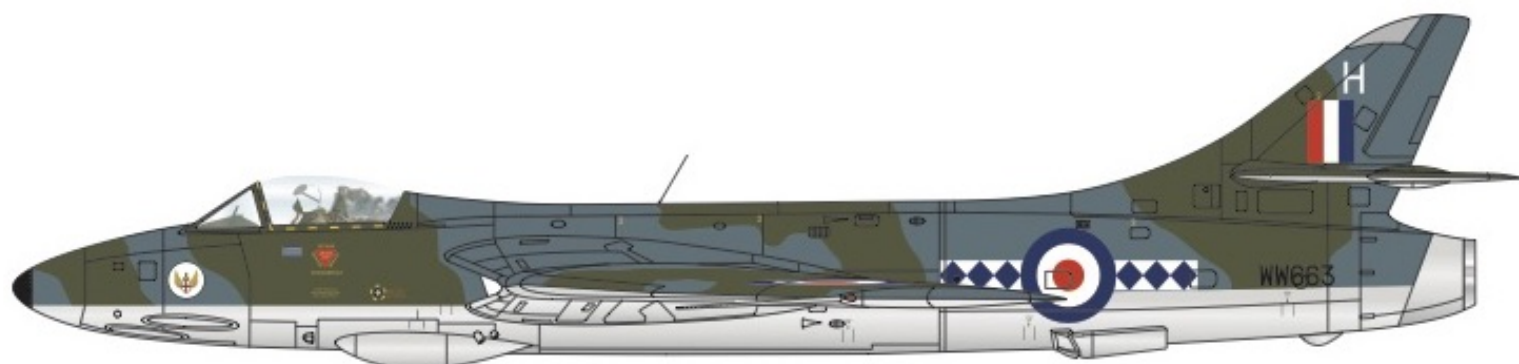


Hawker Hunter F.4



For the best results these decals should be applied to a gloss surface such as provided by either Xtracolor or Xtracrylix paints. Cut out the decal required and soak in warm water until the decal is released from the backing paper. Wet the area to be decaled with MICRO SET which will help to eliminate air trapped under the decal and position the decal.

After 5 or 10 minutes wet the decal with MICRO SOL which will soften the decal and ensure that it settles down over any surface detail. Allow the decal to dry for at least 12 hours. During this time some wrinkling of the decal may occur, this is normal. Do not touch the decal at this time.

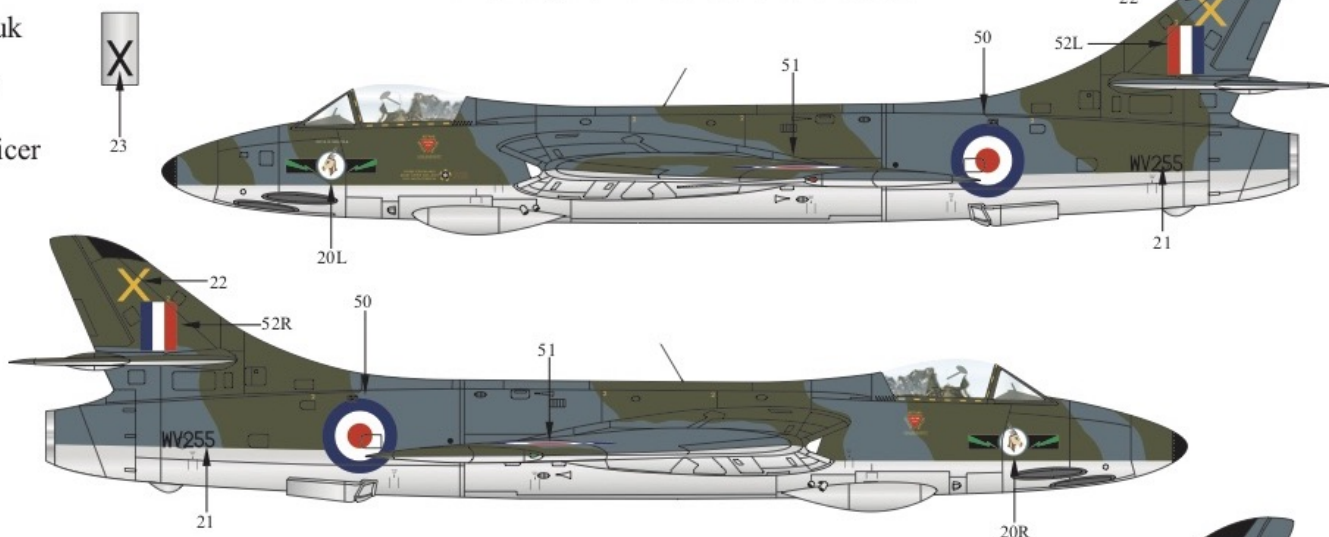
Carefully check for small air bubbles and if there are any prick with a needle and apply a drop of MICRO SOL. After all air bubbles have been eliminated and the decals are dry wash the entire model with water to remove any excess decal adhesive.

When completely dry the whole model should be sprayed with a coat of Xtracolor or Xtracrylix Flat, Satin or Gloss varnish depending on the finish required.

Store in a cool dry place, avoid sunlight, dampness or extremes of temperature and/or humidity.

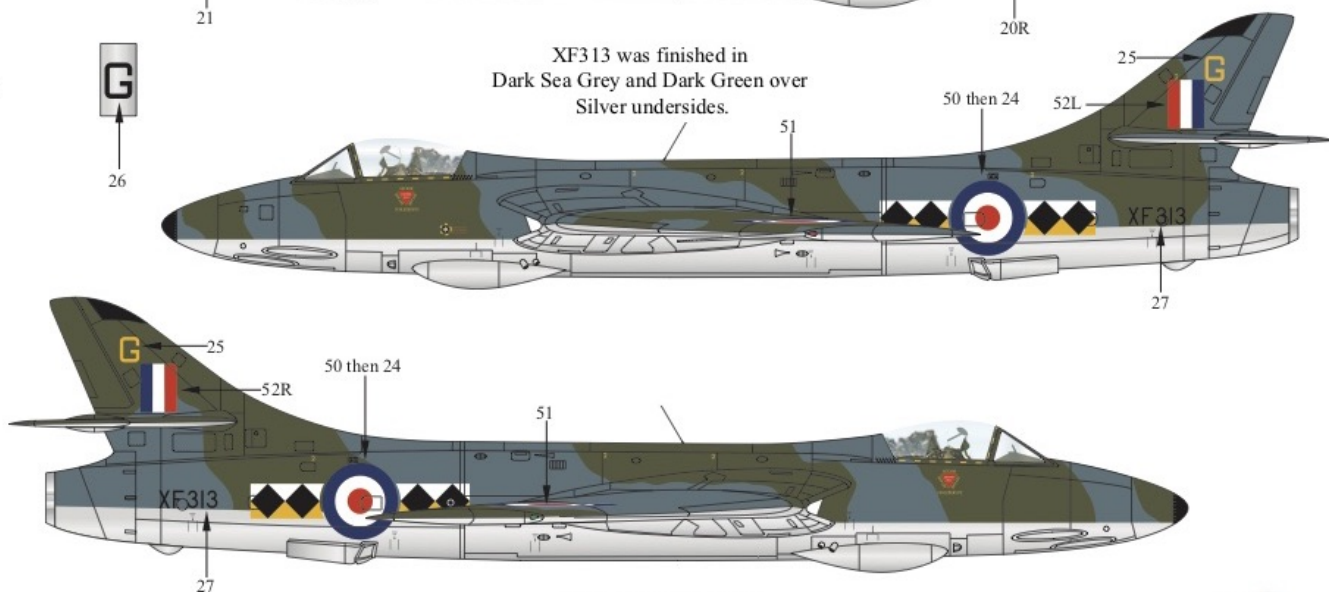
Hawker Hunter F.4,
 WV255, 'X'
 flown by Flight Officer
 Nigel Walpole
 of 26 Squadron,
 Royal Air Force,
 based at
 RAF Oldenburg,
 West Germany,
 1956.

WV255 was finished in
 Dark Sea Grey and Dark Green over Silver undersides.



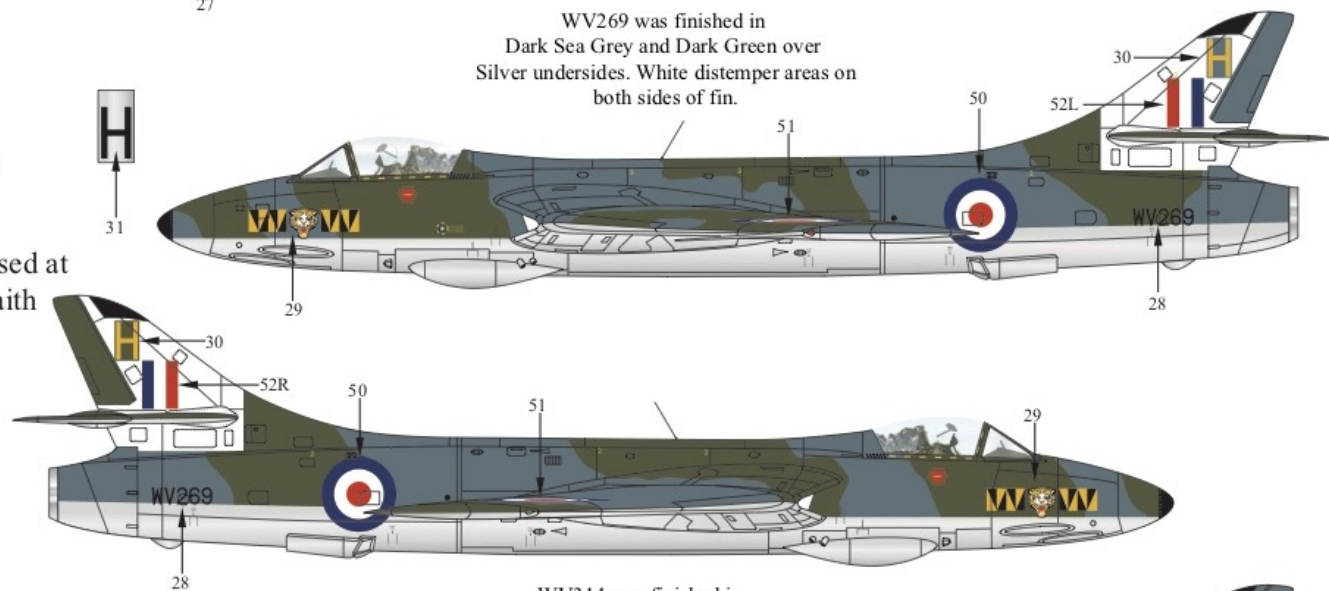
Hawker Hunter F.4,
 XF313, 'G'
 of 76 Squadron,
 Royal Air Force,
 based at
 RAF Bruggen,
 West Germany,
 December, 1956.

XF313 was finished in
 Dark Sea Grey and Dark Green over
 Silver undersides.



Hawker Hunter F.4,
 WV269, 'H'
 of 74 Squadron,
 Royal Air Force, based at
 RAF Horsham St Faith
 during
 'Exercise Valiant',
 May 1957.

WV269 was finished in
 Dark Sea Grey and Dark Green over
 Silver undersides. White distemper areas on
 both sides of fin.

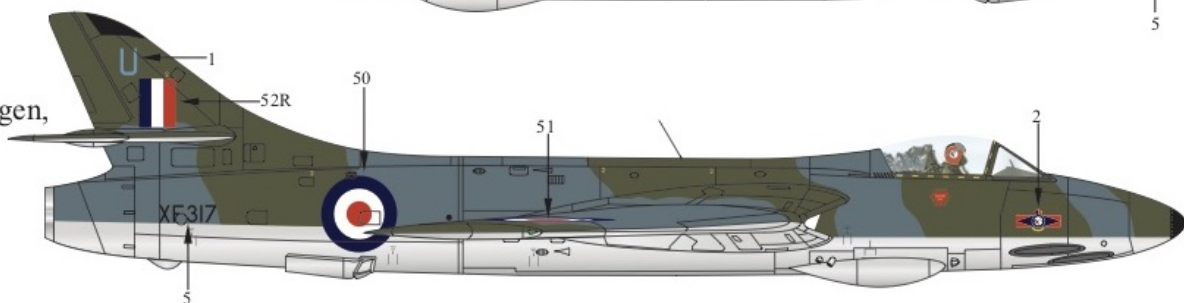
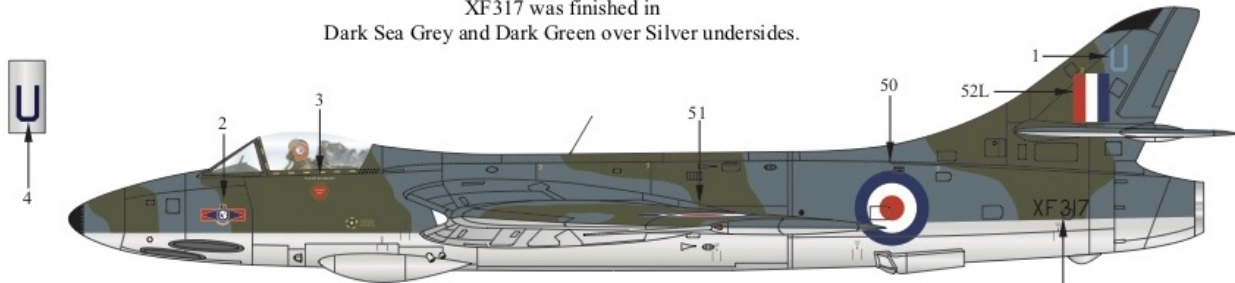


Hawker Hunter F.4,
 WV314, 'B'
 of 92 Squadron,
 Royal Air Force,
 based at RAF Linton-on-Ouse,
 1956.

WV314 was finished in
 Dark Sea Grey and Dark Green over
 Silver undersides.

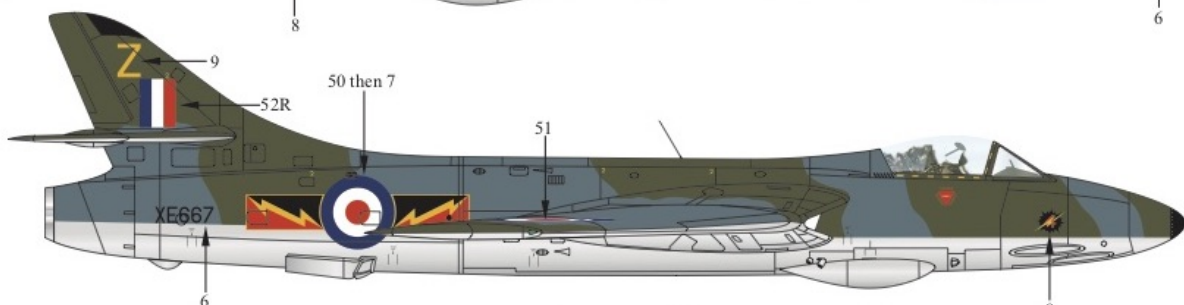
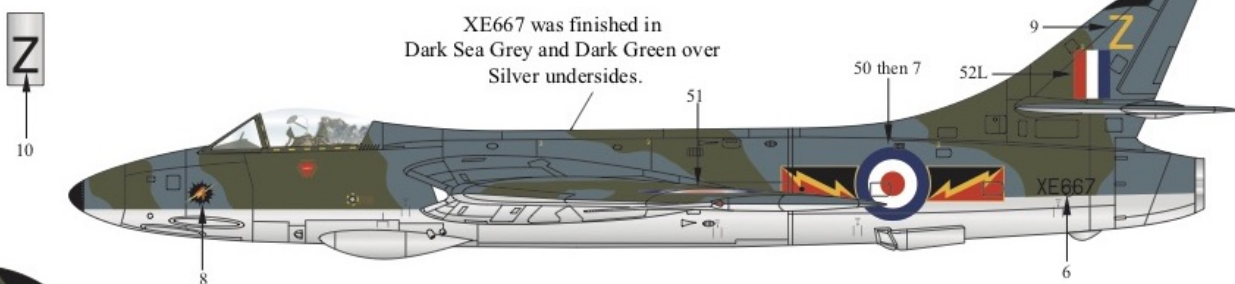


XF317 was finished in
 Dark Sea Grey and Dark Green over Silver undersides.



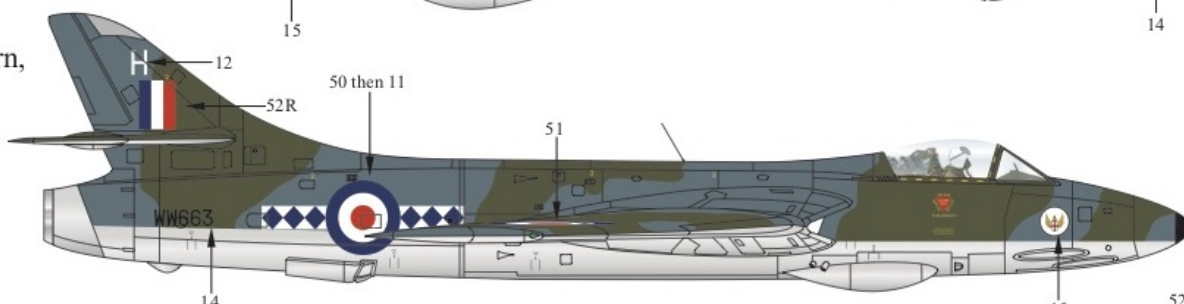
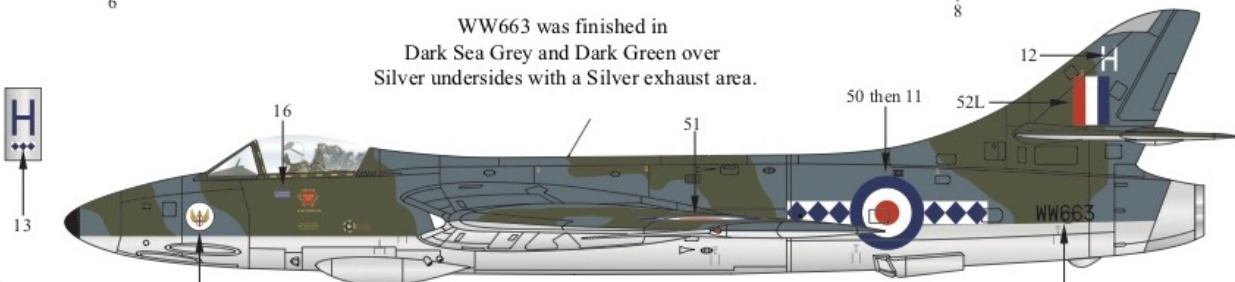
Hawker Hunter F.4,
 XE667, 'Z'
 of IV (AC) Squadron,
 Royal Air Force,
 based at
 RAF Geilenkirchen,
 West Germany,
 3 April 1956.

XE667 was finished in
 Dark Sea Grey and Dark Green over
 Silver undersides.



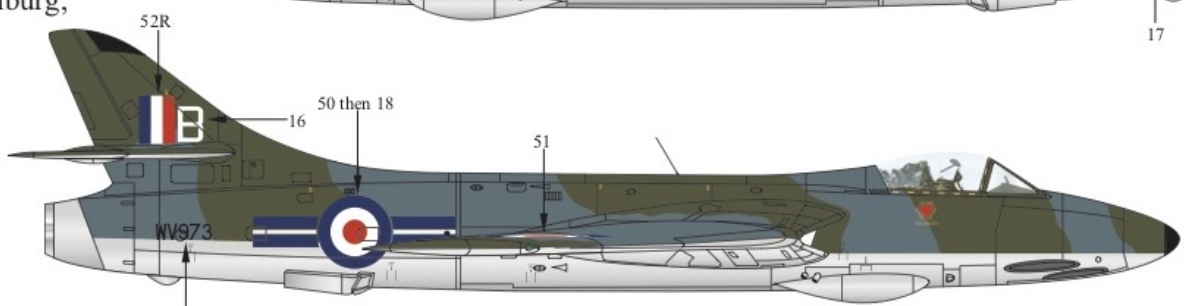
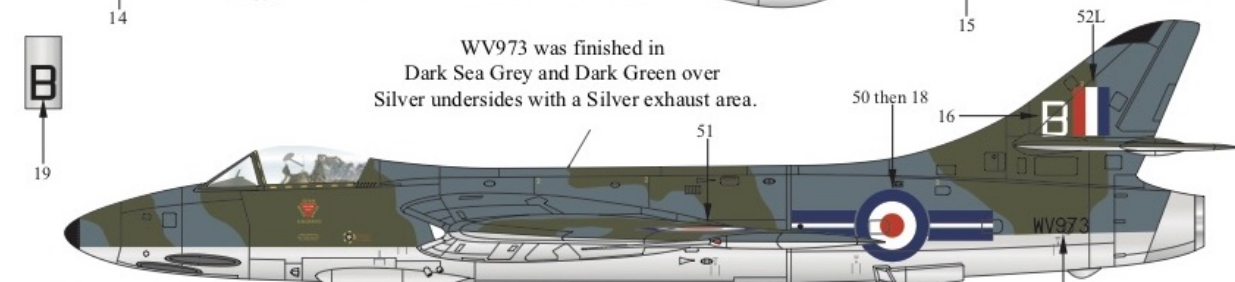
Hawker Hunter F.4,
 WW663, 'H'
 flown by the C.O
 of 14 Squadron,
 Royal Air Force,
 based at RAF Alhorn,
 West Germany,
 18 March 1957.

WW663 was finished in
 Dark Sea Grey and Dark Green over
 Silver undersides with a Silver exhaust area.





Hawker Hunter F.4,
 WV973, 'B'
 of 20 Squadron,
 Royal Air Force,
 based at RAF Oldenburg,
 West Germany,
 1957.

WV973 was finished in
 Dark Sea Grey and Dark Green over
 Silver undersides with a Silver exhaust area.



These plan illustrations serve to show the decal placement for the Hawker Hunter FR.71A J-734 that is included on this decal set.



These plan illustrations serve to show the decal placement for all the Hawker Hunter F.4s included on this decal set.

Standard serial placement on Hawker Hunter F.4.

For XF317 use decals made up from the existing sets

For XE667 use decals 54 & 61

For WW663 use decals 55 & 62

For WV973 use decals 56 & 63

For WV255 use decals 56 & 64

For XF313 use decals 53 & 65

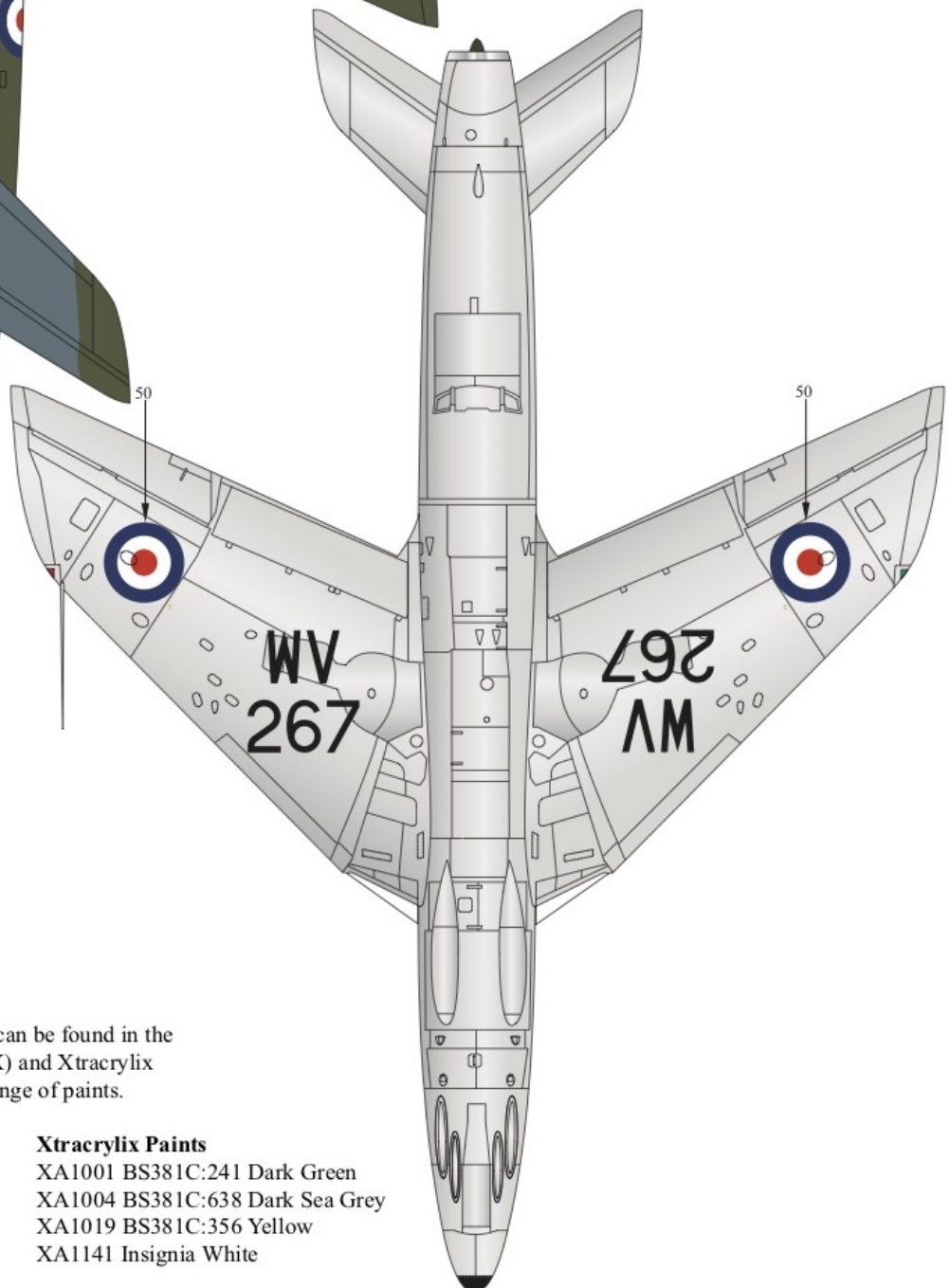
For WV296 use decals 56 & 66

For WV314 use decals 56 & 67

For WV267 use decals 56 & 68

For WT802 use decals 57 & 58

For XE713 use decals 54 & 60 and parts of 65



Paints:

The colours used on these aircraft can be found in the Xtracolor (prefix number with X) and Xtracrylix (prefix number with XA1) range of paints.

Xtracolor Paints

- X001 BS381C:241 Dark Green
- X004 BS381C:638 Dark Sea Grey
- X141 Insignia White
- X404 Matt Black
- X501 Silver

Xtracrylix Paints

- XA1001 BS381C:241 Dark Green
- XA1004 BS381C:638 Dark Sea Grey
- XA1019 BS381C:356 Yellow
- XA1141 Insignia White