

Third Group Decals™

PO Box 98865 Tacoma, WA 98498-0865 USA

Tel: (206) 475-9505 ~ Fax: (206) 475-1597

Internet: TGDecals@aol.com

A THREE GEESE PUBLISHING COMPANY



1:48 scale

48-011

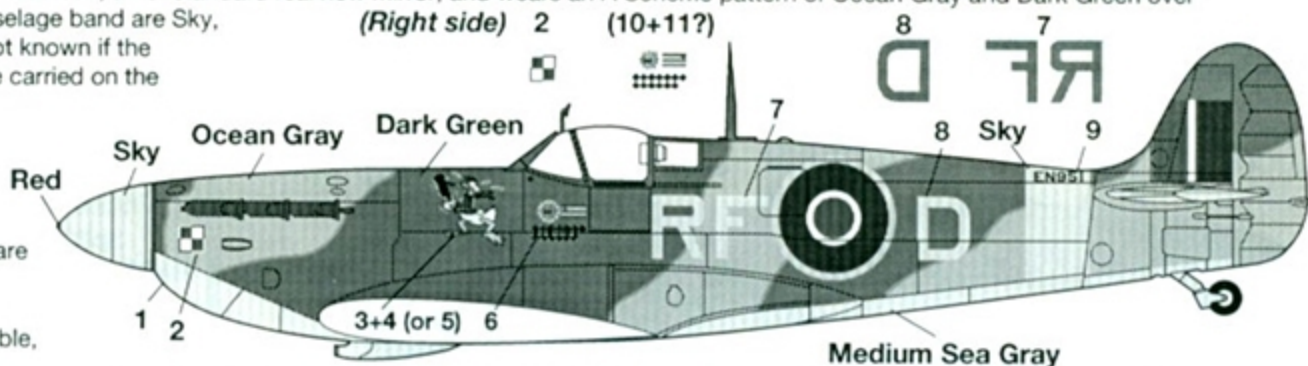
Royal Air Force

Supermarine Spitfire Mk.Vb/c

Sky RFD: One of the two Spitfire Mk.Vbs flown by CPT Jan Zumbach of No 303 Kosciuszko Squadron, 1942. This aircraft has a yellow-tipped Rotol wooden propeller, an early armored windscreen, a nonstandard rearview mirror, and wears an A Scheme pattern of Ocean Gray and Dark Green over Medium Sea Gray. The spinner and fuselage band are Sky, and the tip of the spinner is red. It is not known if the squadron insignia or kill markings were carried on the right side of the aircraft, but they are provided (decals 10 & 11) should you desire to use them.

The individual aircraft letter (decal 1) is repeated under the nose. Two versions of the personal emblem are provided to offer you a choice in application: either use decals 3 and 4, or providing the registration is acceptable, use decal 5.

TGDecals presumes that the Polish chessboard (decal 2) on the right side was not handed (red square in upper right corner). Reference A: page 41.



Sky RST: Spitfire Mk.Vb with early armored windscreen flown by WCDR Robert Stanford Tuck, DSO, DSC plus two bars, leader of the Biggen Hill Wing, January 1942.

A Scheme pattern of Dark Green and Ocean Gray over Medium Sea Gray.

The spinner, capping a yellow-tipped Rotol wooden propeller, and fuselage band are Sky.

Although a serial number for this Spitfire has been included with certain kits, TGDecals has yet to see one in any photos of WCDR Tuck's Spitfire.

It is presumed that the serial number was completely covered by the Sky fuselage band. It is not known if the individual aircraft letter (decal 12) was repeated under the nose.

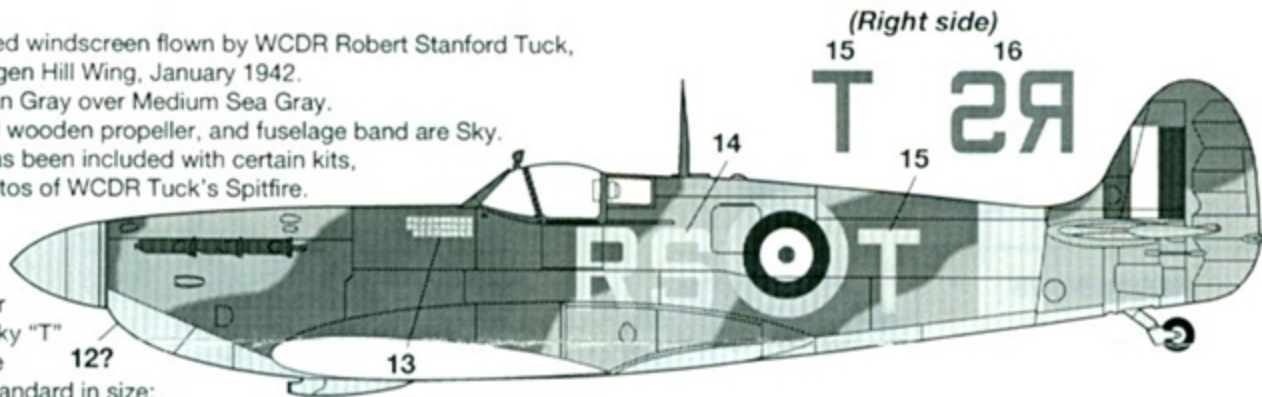
As such, an optional black and Sky "T" have been provided. TGDecals believes the "RS" on the right side (decal 16) was nonstandard in size: slightly narrower letters being necessary to allow them to fit between the fuselage band and roundel.

Seven inch and five inch Dull Red centers are provided for the fuselage roundels, though TGDecals believes the five inch center is correct for this machine.

A photo in Squadron/Signal Publication's *Spitfire In Action*, shows 29 kills on the right side. TGDecals believes the cowl panel is reversed; having been haphazardly placed on the downed aircraft after being "admired" by its new owners, as it is resting loosely in place.

The kills begin at the leading edge with the "missing swastika" at the lower rear corner — exactly as if the panel is reversed. None of our other references show any kills on the right side. Should you desire kills on the right side as well as the left, an extra set of kills has been provided for that purpose.

Reference B: page 13; Reference C: page 55.



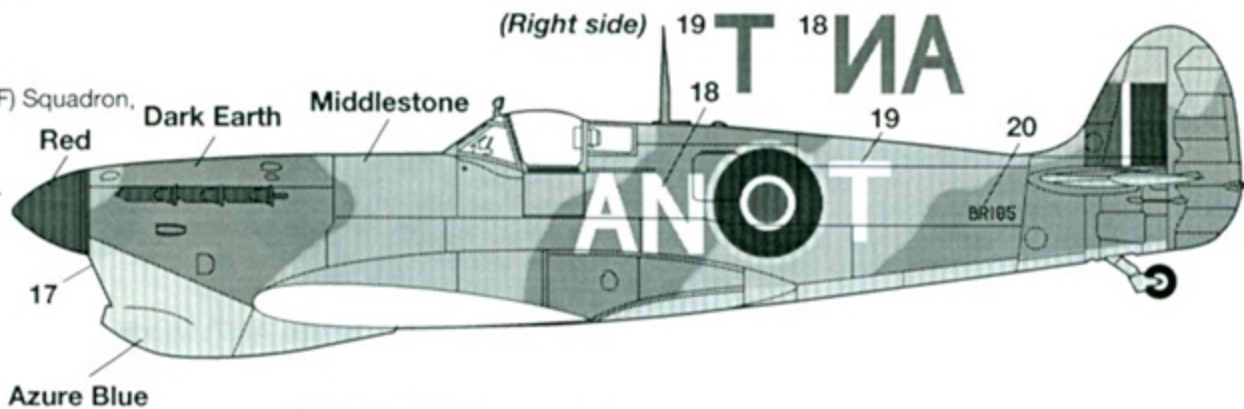
White ANT: Spitfire Mk.Vc of No 417 (RCAF) Squadron, Sicily, during the summer of 1943

in a slightly modified A Scheme pattern of Dark Earth and Middlestone over Azure Blue. The spinner is red.

The individual aircraft letter (decal 17) is repeated under the nose.

This Spitfire is fitted with a Vokes filter and a yellow-tipped DeHavilland propeller.

Reference D: page 36.

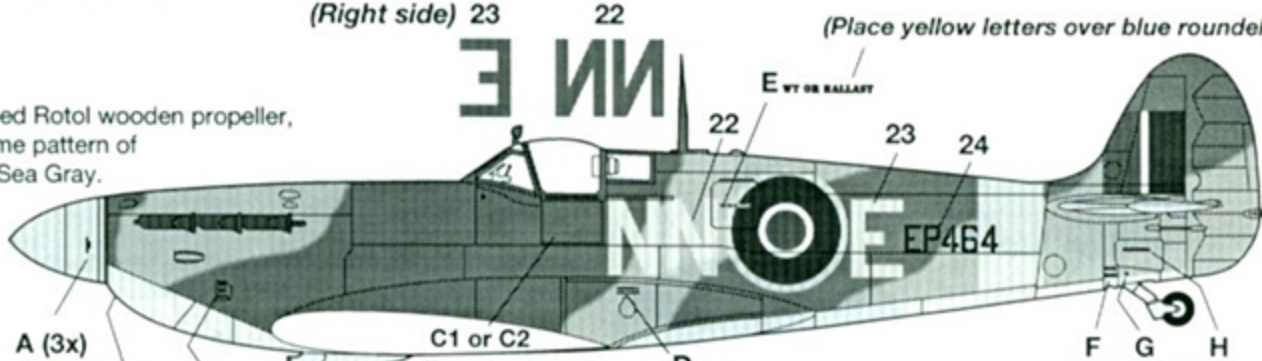


Sky NNE: Spitfire Mk.Vb, with yellow-tipped Rotol wooden propeller, of No 310 (Czech) Squadron in the A Scheme pattern of Ocean Gray and Dark Green over Medium Sea Gray.

The spinner and fuselage band are sky.

The individual aircraft letter (decal 21) is repeated under the nose.

Reference B: page 17.

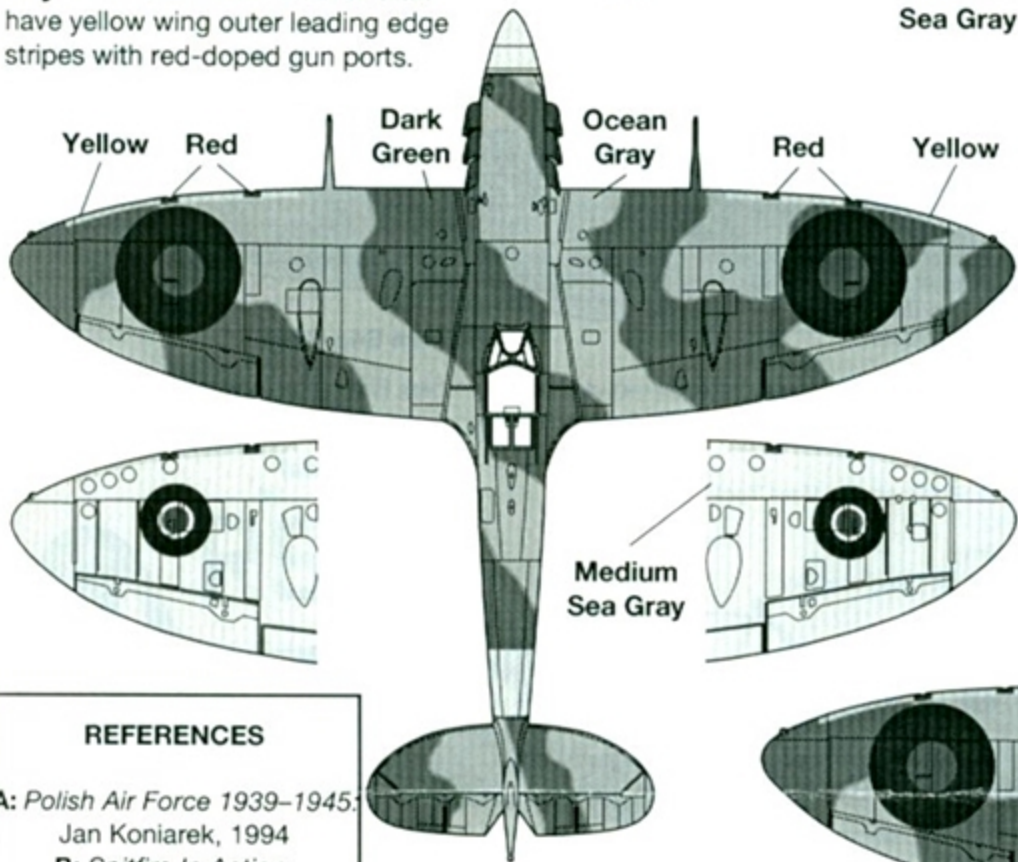


NOTE: Stenciling applies to all Spitfires on this sheet. Clear film of decal C2 may be trimmed before or after placement.

A (3x) 21 B OIL 472 B C1 or C2 (Decal orientation is that of an opened door) C1 Hasegawa C2 Tamiya D ELECTRICAL & RADIO SOCKET E WT OR BALLAST F JACK HERE G M H ELECTRICAL

Stencil arrangement for Spitfire Mk.V. Camouflage pattern is Dark Green, Ocean Gray & Medium Sea Gray. General pattern is the same for White ANT, but substitute Middlestone for Dark Green and Azure Blue for Medium Sea Gray.

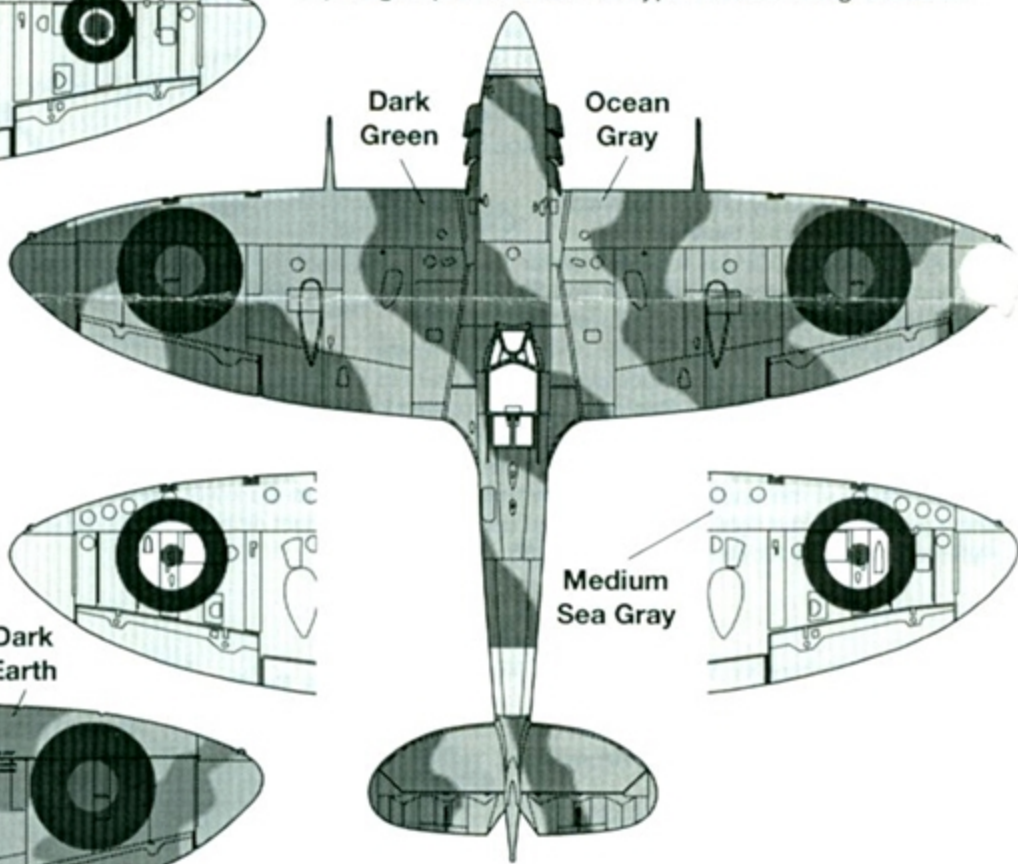
Sky RFD and NNE: Both aircraft have yellow wing outer leading edge stripes with red-doped gun ports.



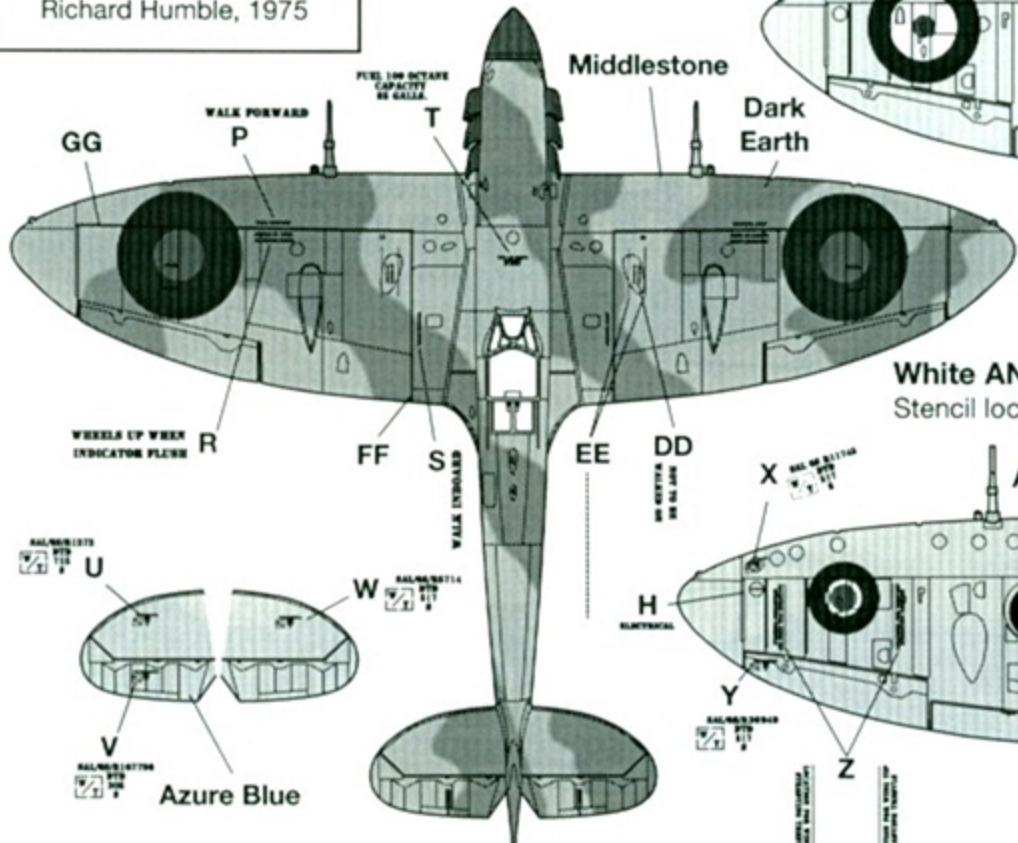
SUGGESTED KITS
BRINGUIER
AVIATION PRODUCTS
Spitfire "c" wing
HASEGAWA Spitfire Mk.Vb
TAMIYA Spitfire Mk.Vb



Sky RST: Upper surface pattern is standard factory A Scheme. Yellow wing outer leading edge stripes with red-doped gun ports. Note the Type A lower wing roundels.



- REFERENCES**
- A: *Polish Air Force 1939-1945*: Jan Koniarek, 1994
 - B: *Spitfire In Action*: J. Scutts, 1980
 - C: *Spitfire At War*: Alfred Price, 1974
 - D: *War In The Air 1939-1945*: Richard Humble, 1975



White ANT: Middlestone & Dark Earth over Azure Blue. Stencil locations apply to all Spitfires on this sheet.

