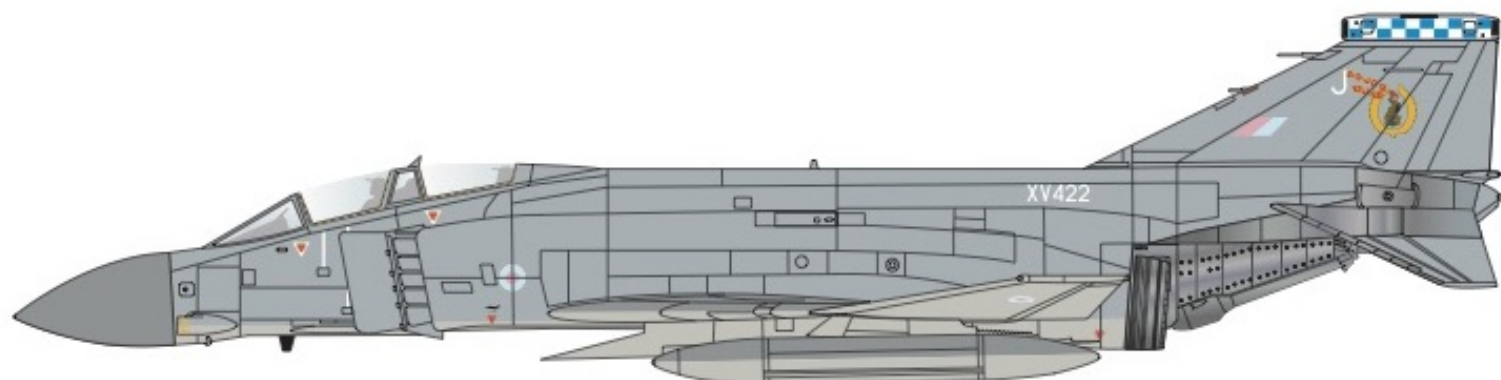
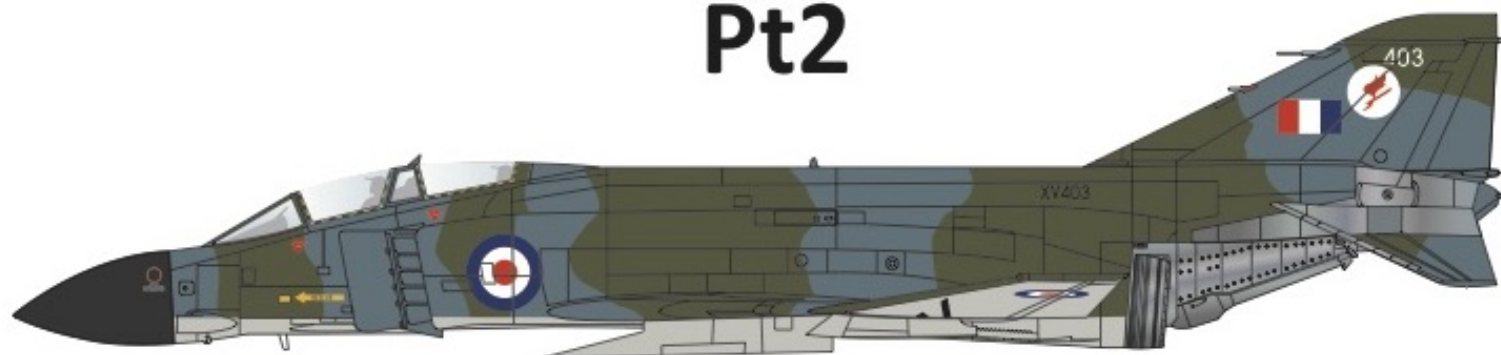


Royal Air Force Phantom FG.1 & FGR.2 Pt2



For the best results these decals should be applied to a gloss surface such as provided by either Xtracolor or Xtracrylix paints. Cut out the decal required and soak in warm water until the decal is released from the backing paper. Wet the area to be decaled with MICRO SET which will help to eliminate air trapped under the decal and position the decal.

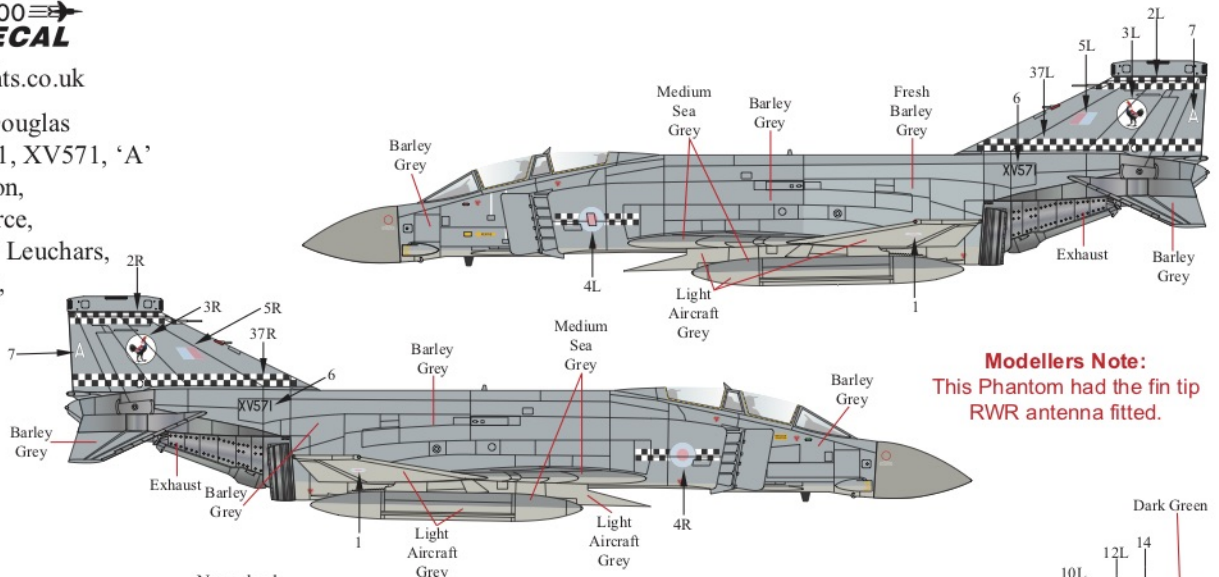
After 5 or 10 minutes wet the decal with MICRO SOL which will soften the decal and ensure that it settles down over any surface detail. Allow the decal to dry for at least 12 hours. During this time some wrinkling of the decal may occur, this is normal. Do not touch the decal at this time.

Carefully check for small air bubbles and if there are any prick with a needle and apply a drop of MICRO SOL. After all air bubbles have been eliminated and the decals are dry wash the entire model with water to remove any excess decal adhesive.

When completely dry the whole model should be sprayed with a coat of Xtracolor or Xtracrylix Flat, Satin or Gloss varnish depending on the finish required.

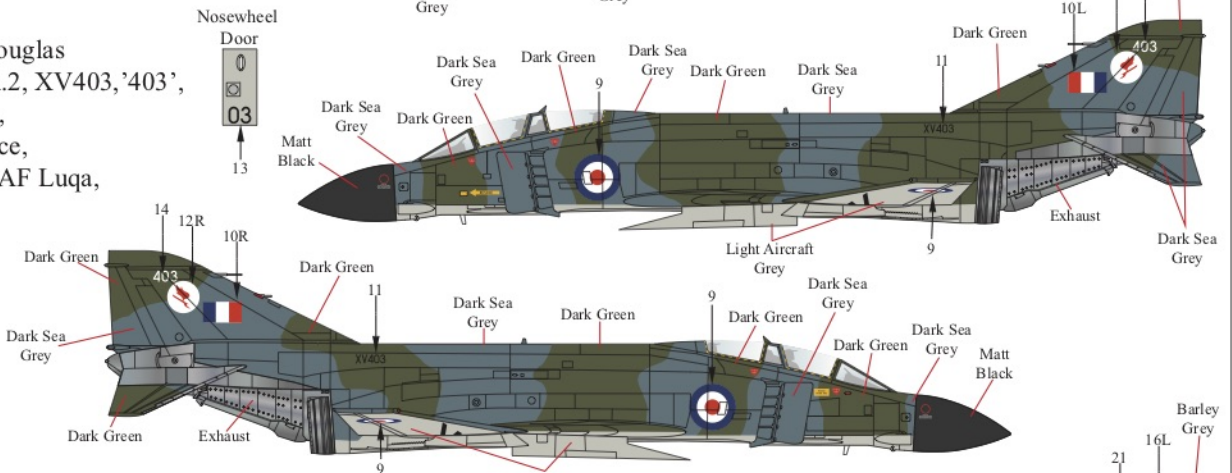
Store in a cool dry place, avoid sunlight, dampness or extremes of temperature and/or humidity.

McDonnell Douglas
 Phantom FG.1, XV571, 'A'
 of 43 Squadron,
 Royal Air Force,
 based at RAF Leuchars,
 Scotland, UK,
 1989.



Modellers Note:
 This Phantom had the fin tip
 RWR antenna fitted.

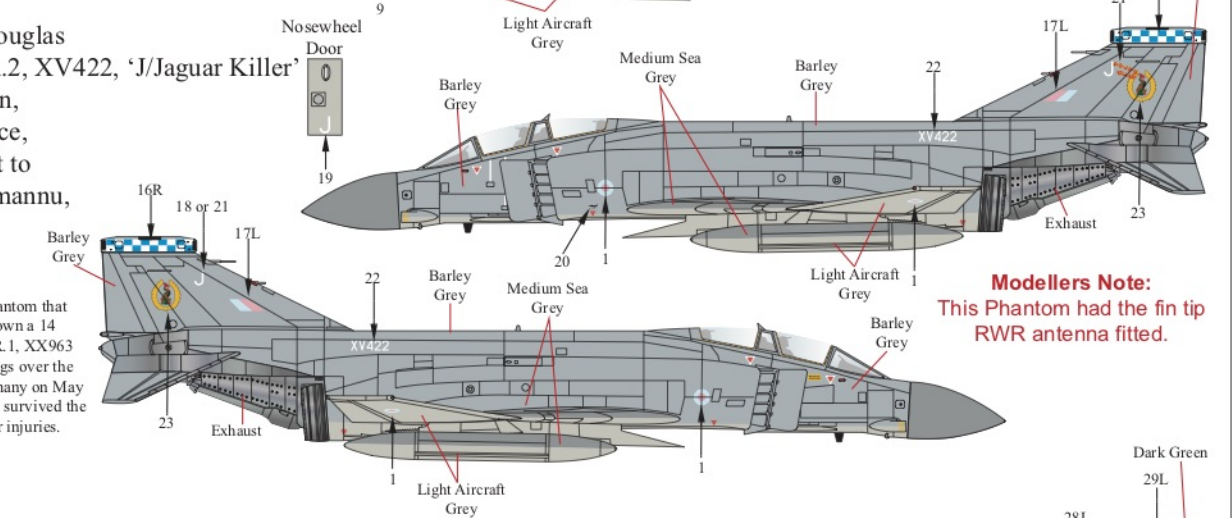
McDonnell Douglas
 Phantom FGR.2, XV403, '403',
 of 6 Squadron,
 Royal Air Force,
 deployed to RAF Luqa,
 Malta,
 1969.



Modellers Note:
 This Phantom had the fin tip
 RWR antenna fitted.

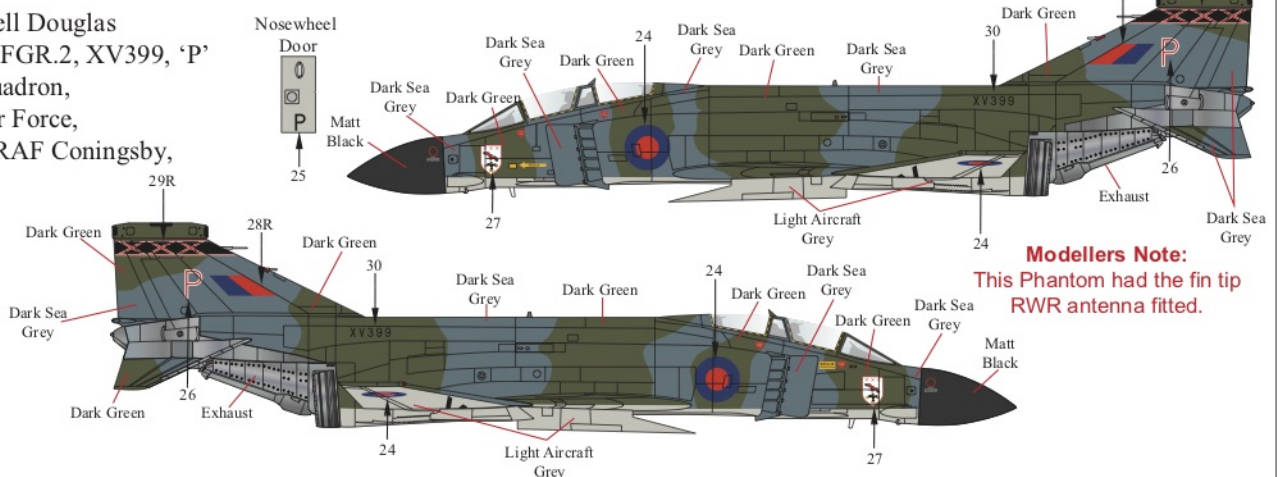
McDonnell Douglas
 Phantom FGR.2, XV422, 'J/Jaguar Killer'
 of 19 Squadron,
 Royal Air Force,
 on detachment to
 RAF Decimomannu,
 Sardinia,
 1989.

XV422 was the Phantom that
 accidentally shot down a 14
 Squadron Jaguar GR.1, XX963
 flown by Steve Griggs over the
 Bruggen area of Germany on May
 25 1982. Steve Griggs survived the
 contact with minor injuries.



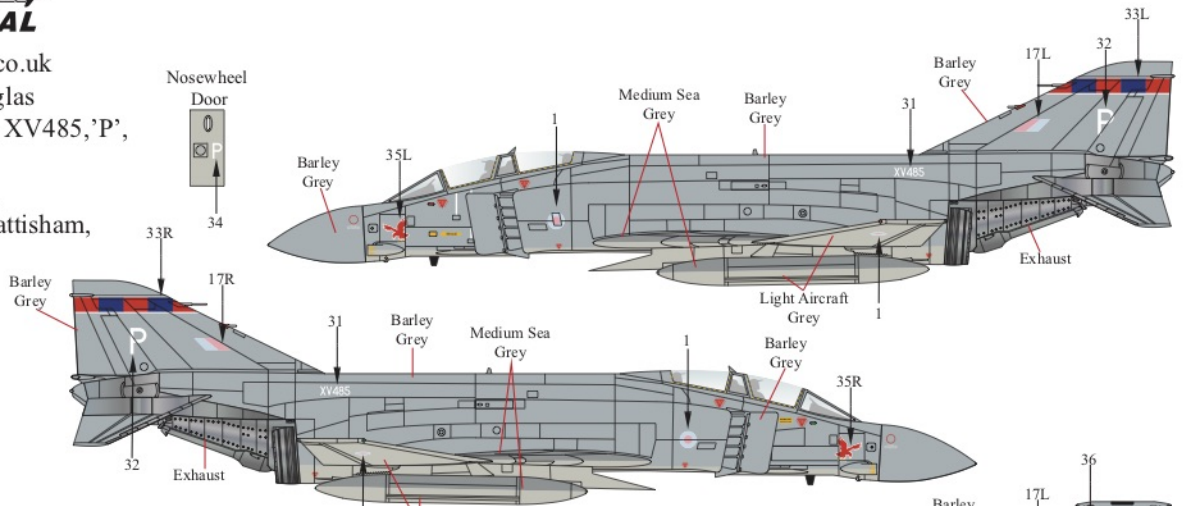
Modellers Note:
 This Phantom had the fin tip
 RWR antenna fitted.

McDonnell Douglas
 Phantom FGR.2, XV399, 'P'
 of 29 Squadron,
 Royal Air Force,
 based at RAF Coningsby,
 UK,
 9 April,
 1980.

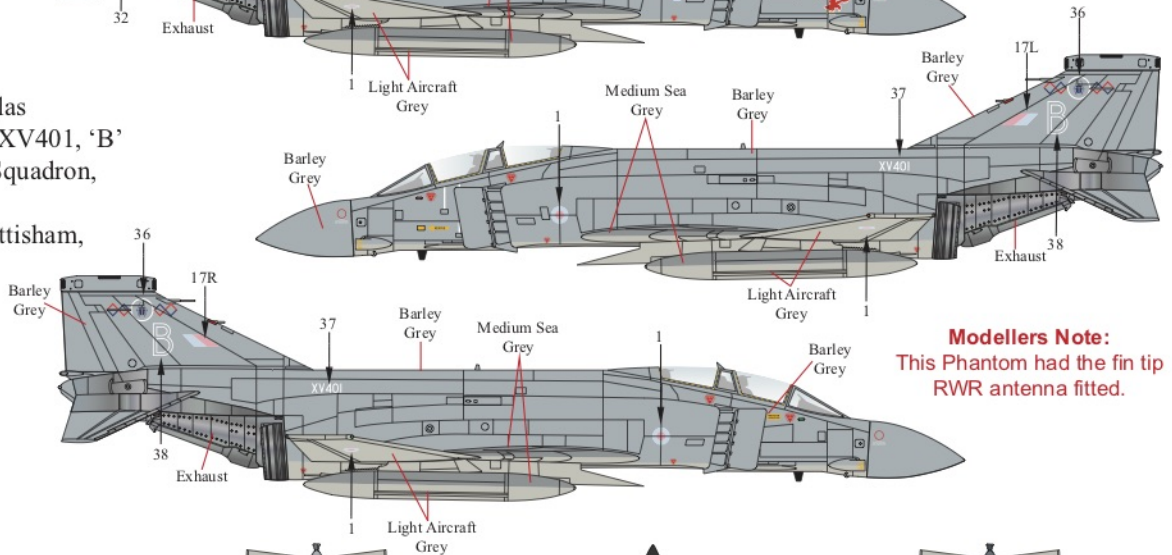


Modellers Note:
 This Phantom had the fin tip
 RWR antenna fitted.

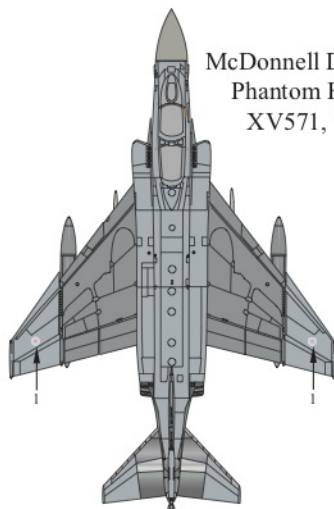
McDonnell Douglas
Phantom FGR.2, XV485, 'P',
of 23 Squadron,
Royal Air Force,
based at RAF Wattisham,
UK, May,
1981.



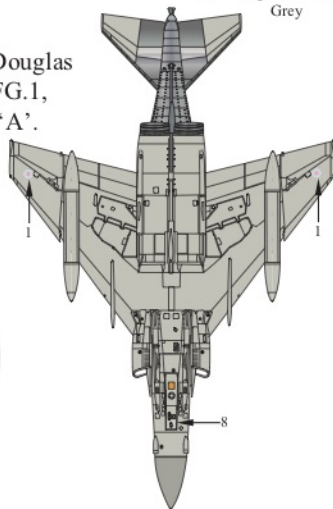
McDonnell Douglas
Phantom FGR.2, XV401, 'B'
of 228 OCU, 64 Squadron,
Royal Air Force,
based at RAF Wattisham,
UK,
1988.



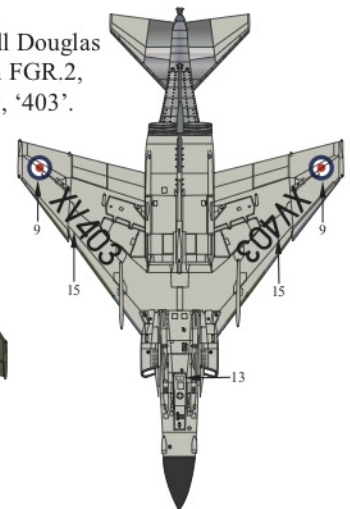

Modellers Note:
This Phantom had the fin tip
RWR antenna fitted.



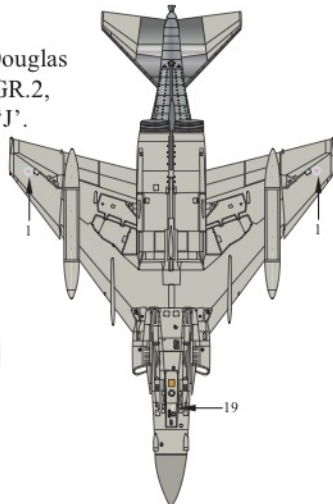
McDonnell Douglas
Phantom FG.1,
XV571, 'A'.



McDonnell Douglas
Phantom FGR.2,
XV403, '403'.



McDonnell Douglas
Phantom FGR.2,
XV422, 'J'.



McDonnell Douglas
Phantom FGR.2,
XV399, 'P'.

