

EagleCals
EC#41

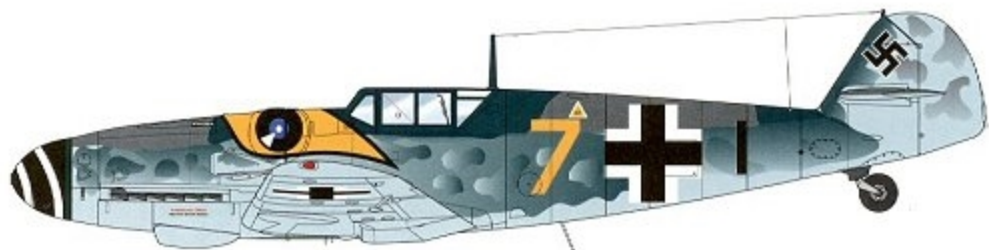
1/72

1/48 1/32

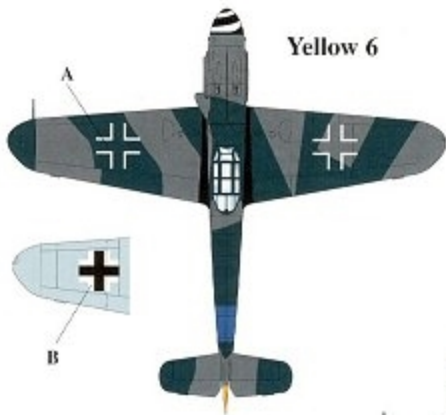
eagle
EDITIONS LTD.

Messerschmitt
Bf 109 G-68

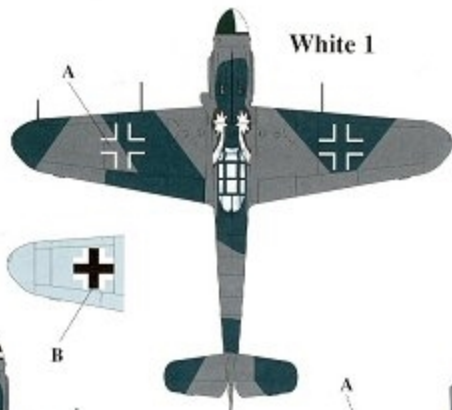
36 3, 36 53, 36 54



Yellow 6



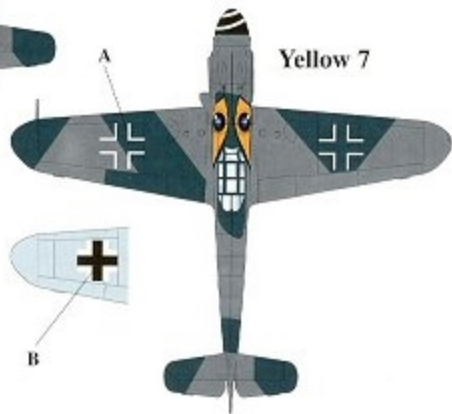
White 1



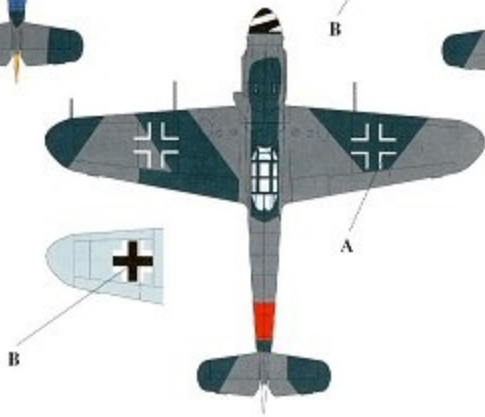
FuG 16 zy



Yellow 7



Yellow 6



EagleCals #41

Messerschmitt Bf 109 G-6s

Manufactured in greater numbers than any other Messerschmitt 109 variant, the G-6 has always been very popular with the modelers considered to be the classic Bf 109 by many. Luftwaffe pilots complained the *Beule* or bumps covering the breaches of the MG 131 13 mm machine guns reduced speed, nevertheless, they contribute to the distinctive personality of the Bf 109. Also the bigger guns were heavier affecting performance.

For accurate color reference we recommend the Luftwaffe Color Chart published by Eagle Editions Ltd. featuring paint chips prepared by Warnecke and Böhm available from your local hobby shop or Eagle Editions Ltd.

"Yellow 6" **Bf 109 G-6** **Pilot: Fw. Fritz Ungar** **9./ JG 54** **February 1944** **Ludwigslust, Germany**
Features are: short antenna mast, DF loop and base, FuG 25a antenna possible, Umbrella holders intact, solid padded headrest with overhead plate. Underwing 20 mm cannon gondolas possible.
Colors: Undersurfaces; 76 Light Blue, Uppersurfaces 75 Gray-Violet/ 74 Gray Green. Black around exhaust and wing root area. Yellow undercowling and rudder. JG 54 Blue Home Defense band. Spinner Black/White spiral; prop blades 70 Black-Green. Note dark fuel filler access panel.
National Markings: 900 mm 74 Gray fuselage cross, shifted slightly over panel line; 350 mm Black/white *Hakenkreuz* Wings; upper 1000 mm White outline crosses, lower 900 mm Black/White outline cross (provisional).
Stencilling: Factory standard, JG 54 heart with III. *Gruppe* shield on both sides under cockpit. 9. *Staffel* Devils head on port side only.
Reference: See photo printed in instruction sheet.

"White 1" **Bf 109 G-6y** **W. Nr. 26024** **7./JG 3** **Fall 1943** **Bad Wörishofen, Germany**
The 7. *Staffel* decorated their G-6s with a White (the *Staffel* color) comet painted over a Black or very Dark Gray background on the machine gun bulges and fuselage. These comet designed were all slightly different. This "White 1" was flown by the *Staffelkapitän* Hptm. Karl-Heinz Langer until it was lost on 14 November 1943. MG 151, 20 mm cannon underwing gondolas installed.
Colors: Undersurfaces; 76 Light Blue, Uppersurfaces 75 Gray-Violet/ 74 Gray-Green, Comet design as described above.
Black wing root area. Spinner; 1/3 White, 2/3 70 Black-Green; prop blades 70 Black-Green
FuG zy antenna mounted under fuselage, see drawing. FuG 25 a mounted under rear fuselage.
National Markings: 900 mm Black and White crosses.; 350 mm Black/White *Hakenkreuz*
Wings; upper 1000 mm White outline crosses; lower 900 mm Black with White outline crosses
Stencilling: Factory standard, W. Nr. appears to be painted over. Note Red cross on port side fuselage cross.
Reference: Prien, Jochen & Stemmer, Gerhard; *Messerschmitt Bf 109 in Einsatz bei der III./Jagdgeschwader 3*, page 336

"Yellow 6" **Bf 109 G-6** **II./ JG 53** **January 1944** **Vienna, Austria**
Werknummer unknown. II./JG 53 was flying daylight bomber interception missions and because of the shortage of aircraft for the newly assigned II./JG 301, the Bf 109 G-6s were shared; thus the Red fuselage band indicating JG 301 and the *Pik As Ace* of Spades emblem on the cowling representing II./JG 53. It was not a happy relationship between these two units as the night *Wilde Sau* missions flown by II./JG 301 were especially hard on aircraft. Features are: short antenna mast, DF loop and base, FuG 25a, antenna are all intact. Equipped with 20 mm cannon gondolas for anti-bomber missions. *Panzer* glass panel armored headrest.
Colors: Undersurfaces; 76 Light Blue, Uppersurfaces 75 Gray-Violet/ 74 Gray Green. Red fuselage defense bands, White rudder.
Spinner Black/White spiral; prop blades 70 Black-Green.
National Markings: 900 mm Gray 74 fuselage cross; 350 mm Black/White *Hakenkreuz*
Wings; upper 1000 mm White outline, lower 900 mm White/Black cross
Stencilling: Factory standard, JG 53 emblems on both sides of engine cowling.
Reference: Prien, Jochen *JG 53 June 1944 - May 1945*, page 891.

"Yellow 7" **Bf 109 G-6** **Pilot: Hptm. Wilhelm Lemke** **9./ JG 3** **Summer 1944** **Bad Wörishofen, Germany**
Features are: tall antenna mast, no DF loop or base, FuG 25a is intact. Solid padded early headrest, no umbrella holders.
Colors: Undersurfaces; 76 Light Blue, Uppersurfaces 75 Gray-Violet/ 74 Gray Green. Spinner Black/White spiral; prop blades 70 Black-Green. Outlandish design around Yellow with Black trim with Blue center White and Black eyeball. Top area provisional
National Markings: 900 mm Black/White fuselage crosses; 350 mm Black/white *Hakenkreuz*
Wings; upper 1000 mm White outline crosses, lower 900 mm Black/White trimmed with Black.
Stencilling: Factory standard.
Reference: Prien, Jochen. *III./JG 3* page 322
Note even using Microset and Microsol the supplied Yellow decal covering the machine gun bulges may not shrink to properly fit. We recommend using the Black outline shape as a template and painting this area Yellow, finish with black outline decal.
