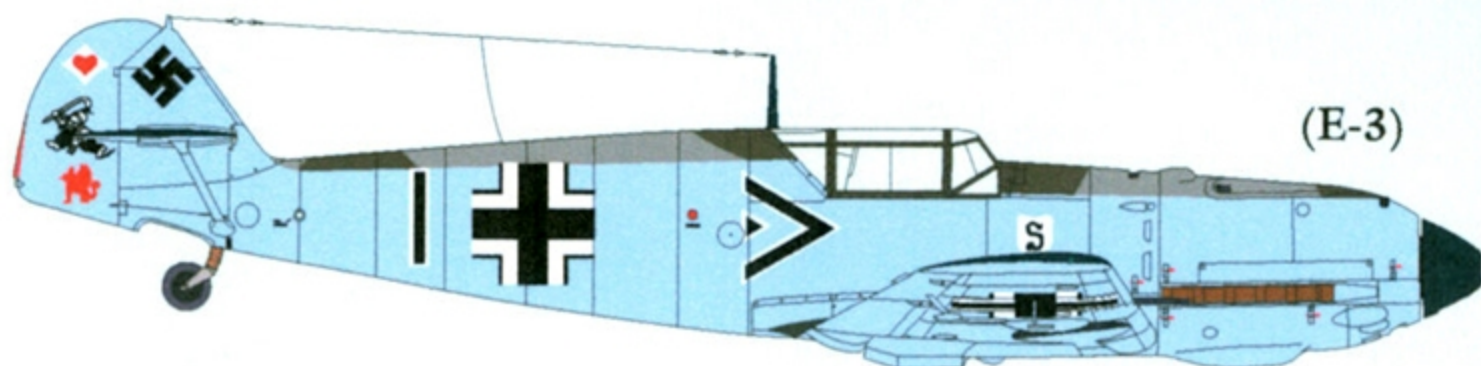


**Lifelike Decals**

*Limited Edition!*

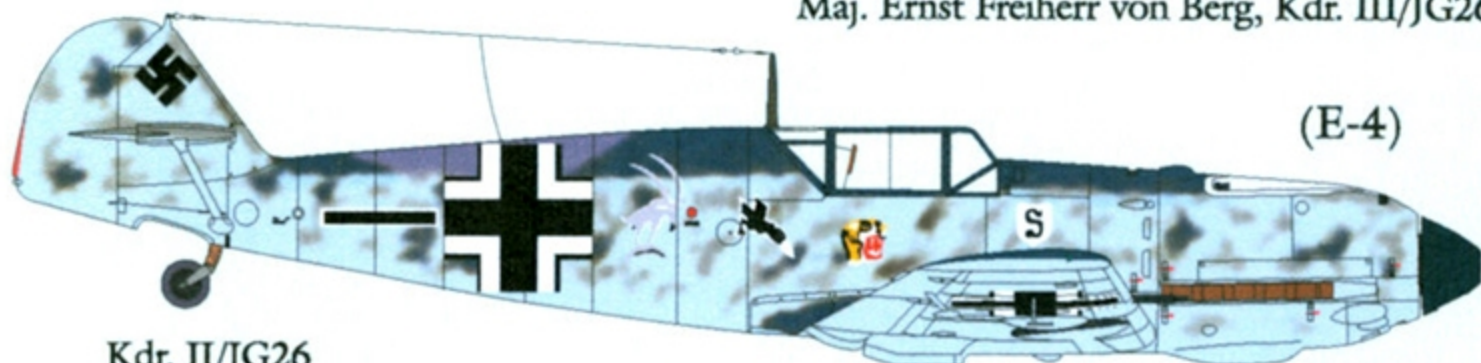
48-018

# MESSERSCHMITT Me 109 Part 4




(E-3)

Maj. Ernst Freiherr von Berg, Kdr. III/JG26



(E-4)

Kdr. II/JG26



(G-6)

Hptm. Franz Dörr, Kdr. III/JG5



(G-14/AS)

Uffz. Wolfgang "Lumpi" Hundsdörfer of 2/JG300

Recommended kit: Hasegawa Me 109 kits  
Tamiya Me 109E kit

Lifelike Decals wants to hear from you and your input.

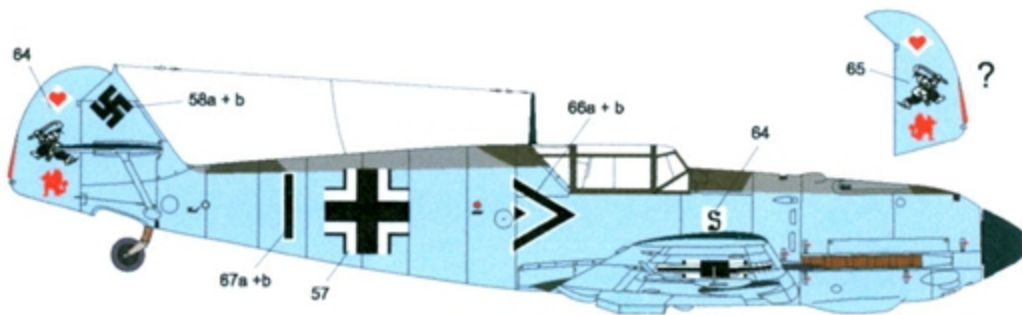
Fax: +81-743-73-5526, e-mail: [lifelike\\_d@kcn.jp](mailto:lifelike_d@kcn.jp)

<http://lifelikedecals.sakura.ne.jp>

### A/C #1

Me109 E-3 flown by Maj. Ernst Freiherr von Berg, Kdr. III/JG26, probably May 1940 at Chievres AB/Belgium.

Only one photo of this A/C is known (ref. 1, 2), which shows the right side of its rudder. As the three Staffel emblems of the III Gruppe are shown there, this should be the A/C flown by the Gruppen Kommandeur, Major von Berg. Though the rest of the fuselage sides are not photographed, the Stab marking would be in all probability the same as his earlier E-3 (ref. 1, 3), i.e., black double chevron and vertical bar with white outline. The existence of Schlageter emblem on both sides of fuselage is suggested by the photo of the A/C flown by JG26 Kdr., Major Hans Hugo Witt (ref. 1, 2). Two types of fuselage Balkenkreuz are seen on the Me190s of this Gruppe in this pe-



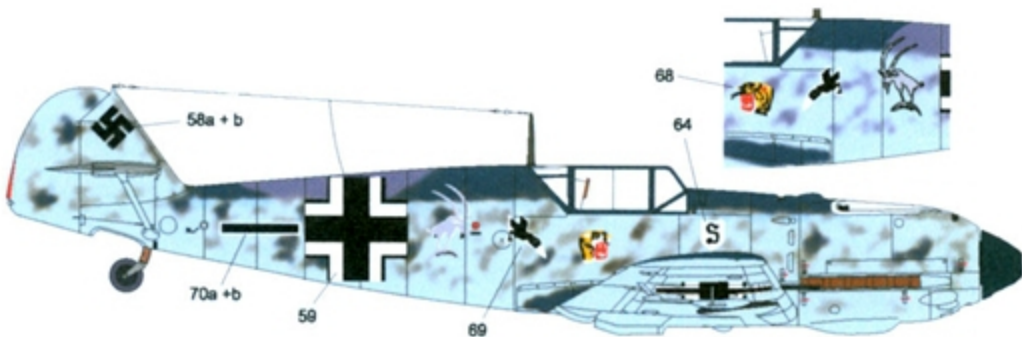
riod (mark 57, 59), but we guess smaller type would have been applied with this A/C. This A/C is camouflaged in the RLM 71/02/65 colors with the demarcation line high above the fuselage sides. Such a pattern is typical of the

Bf109 before BOB days, and indeed Major von Berg scored his last 4th kill on May 31 1940. He then retired from frontline duties, and scored no more.

### A/C #2

Me109 E-4 flown by Kdr. II/JG26, period and location unknown.

This is another example of the unique Stab marking adopted by JG26. It is camouflaged in the RLM 74/75/76 colors with dense mottling of RLM74/75 on the fuselage sides. The right side marking is shown by the photo in ref. 4, and the left side photo is recently shown on the internet. As the tail section was not shown in either photo, we did not include kill marks. Close comparison of these photos shows that details of tiger head emblem is slightly different, and the black outline of goat emblem on the right side is not fully applied. The photo in ref. 4 shows a dark diagonal




line running through the goat emblem, but the left side photo shown in the internet does not show such a line. Maybe this is the shadow from the

camouflage net above. The pilot of this A/C is not positively identified.

### A/C #3

Me109G-6 (W. Nr. 411960) flown by Hpt. Franz Dörr, Kdr. III/JG5, middle of May 1945 at Gossen AB/Finland.

The photo of this A/C is shown in the recent book (ref. 5), and quite surprisingly it is adorned with the full kill marks on the rudder at the very end of the war. It is camouflaged in the typical RLM 74/75/76 colors with some mottling on fuselage and tail. Tail is a tall one, but regrettably its forward fuselage and spinner is out of photo. Other A/C in the background show two type of spinner, white spiral on black green (or some lighter color) spinner or black spiral on white spinner. It is your choice. It is not clear whether the kill marks are shown on the right side. For your choice we provided both marks. The Balkenkreuz on the



lower wing is illustrated as black outline only, but other A/C in this article does carry normal one. As this is the Kdr. Machine, maybe the kreuz on the lower wing is the normal one, not the abbrevi-

ated one. JG5 emblem is shown on the left nose only. The black/yellow RVD band (for JG5) is not included in this decal, so please paint these. The black dot on the yellow band indicates the III Gruppe.

### A/C #4

Me109 G-14/AS flown by Uftz. Wolfgang "Lumpi" Hudsödörfer of 2/JG300, September 1944 at Esperstedt AB/Germany.

A total of 3 photos are known for this A/C (ref. 6), but regrettably the rear fuselage/tail section is out of photo, and the camouflage and RVD band in this area is our best guess from other A/C of this Staffel.

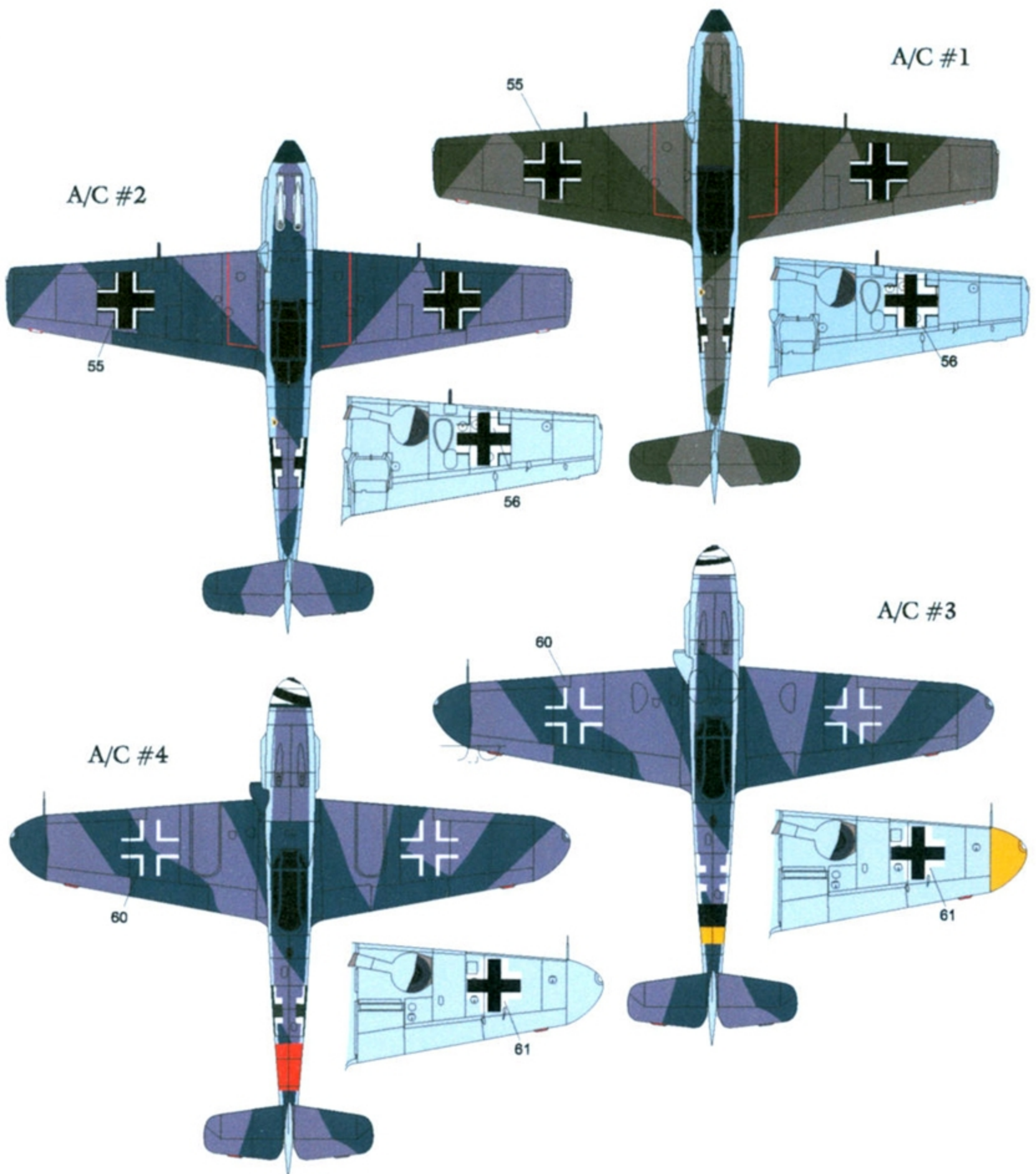
It is camouflaged basically in the RLM 74/75/76 colors, but center of fuselage Balkenkreuz as well as some area on the tail is painted in RLM 83 dark green. It seems that the canopy frame is painted in RLM 66 black gray. Spinner is white with black spiral. Red RVD band is not included in this decal, so please paint it. It seems that the former A/C code is painted over before applying



red 10. The Duchshund biting a B-17 marking

with his nickname is his personal emblem, and probably on the left side only.





#### References;

- (1) JG 26 Photographic History of the Luftwaffe Top Guns (D. Caldwell, Motorbooks Intl. )
- (2) Jagdwaffe, Vol 1 Section 4 (E. Mombeek et al, Classic Publications)
- (3) Jagdwaffe, Vol 1 Section 3 (E. Mombeek et al, Classic Publications)
- (4) <http://www.messerschmitt-bf109.de/>
- (5) Luftwaffe im Focus Special #2 (Luftfahrtverlag Start)
- (6) Bataille dans le ciel d'Allemagne Tome 1 (J-Y. Lorant/R. Goyat, Editions Lariviere)