


LIMITED EDITION!

CED48032
CED72032

Focke-Wulf Fw 190A/F

#1: Fw 190A-4, A-6, and F-8



Recommended kits:
1/48: Tamiya Fw 190A-3 & F-8
1/72: Hasegawa

**Cutting
Edge**

MODELWORKS

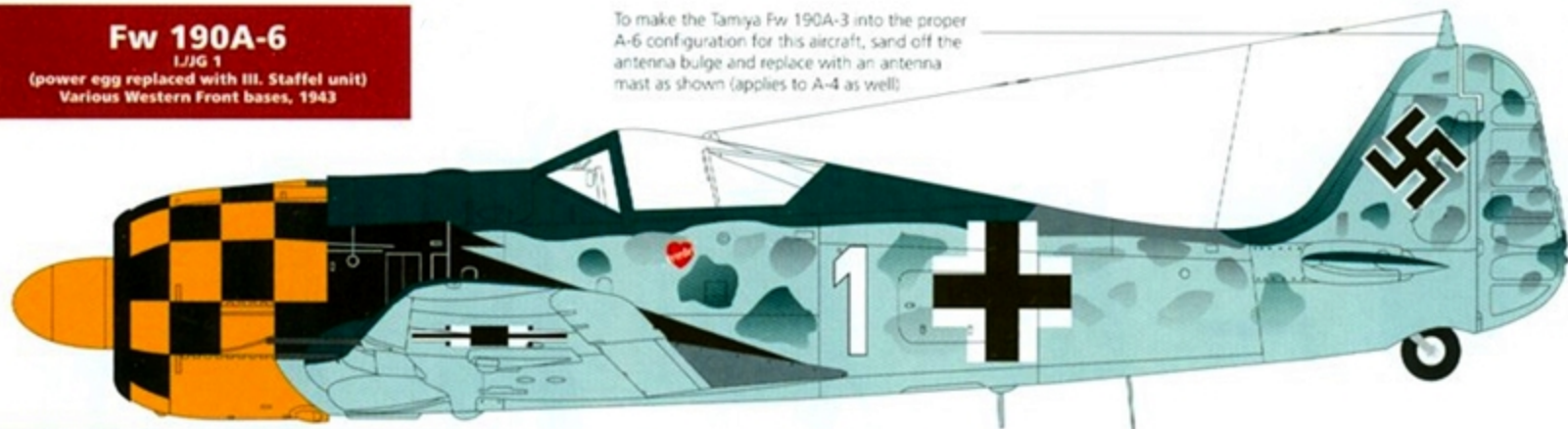
® P.O. Box 3956
Merrifield, VA 22116
USA

Fw 190A-6

I/JG 1

(power egg replaced with III. Staffel unit)
Various Western Front bases, 1943

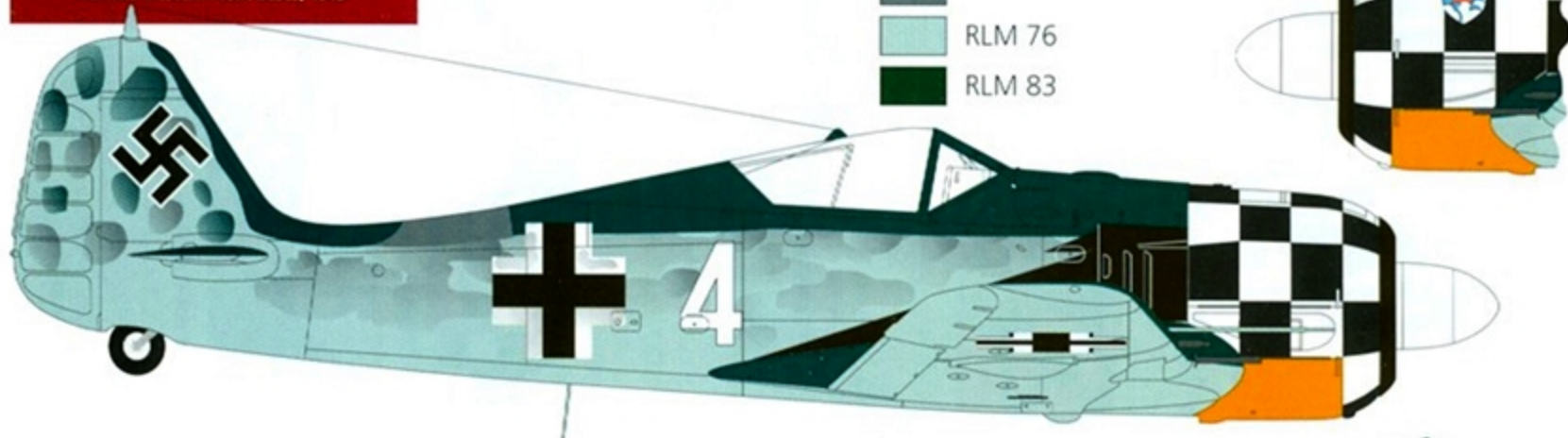
To make the Tamiya Fw 190A-3 into the proper A-6 configuration for this aircraft, sand off the antenna bulge and replace with an antenna mast as shown (applies to A-4 as well)



Fw 190A-4

I/JG 1

Various Western Front bases, 1943




- RLM 74
- RLM 75
- RLM 76
- RLM 83

Left cowl showing location of I/JG 1 emblem

Fw 190A-5

I/JG 1

Various Western Front bases, 1943



Fw 190F-8

Unit unknown
Western Front, 1945



Apply check decals in alphabetical order. BE CAREFUL! They are EXTREMELY fragile! We've kept the clear film connecting groups of checks to an absolute minimum, and they can be easily torn.

Paint center of gun trough black

Paint center of gun trough black

Paint inside of check black