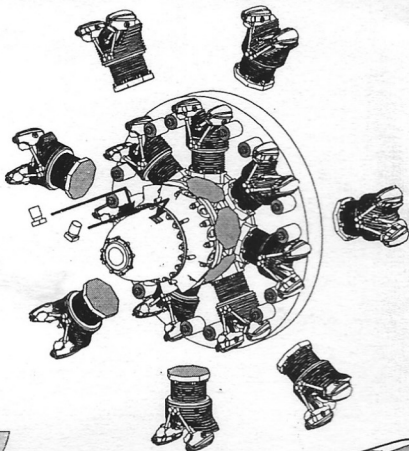


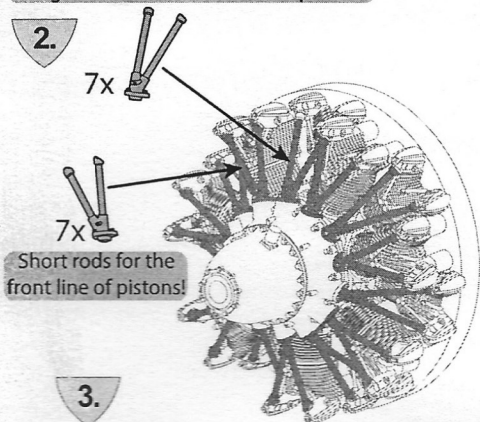
Dry fitting is highly recommended before apply any CA glue!

Longer rods for the back line of pistons!

1.



2.



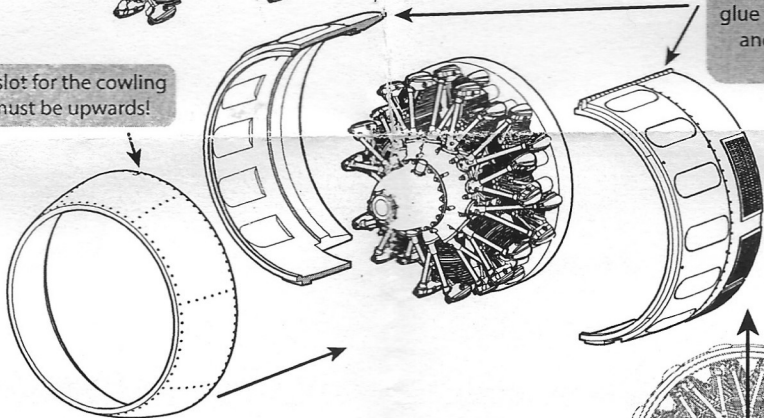
Short rods for the front line of pistons!

3.

Recommended to glue the panels first, and after fix the engine!

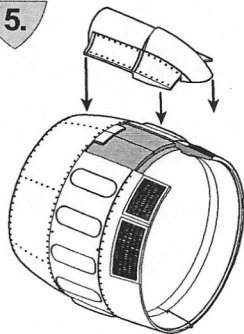
4.

Note, the slot for the cowling hinges must be upwards!



Note the orientation of the radial engine!

5.



6.

This panel must be built into the nose opening!

Check fitting to fuselage, trimm before fix the engine!

