


48-790

PRODUCTS

AeroMaster™



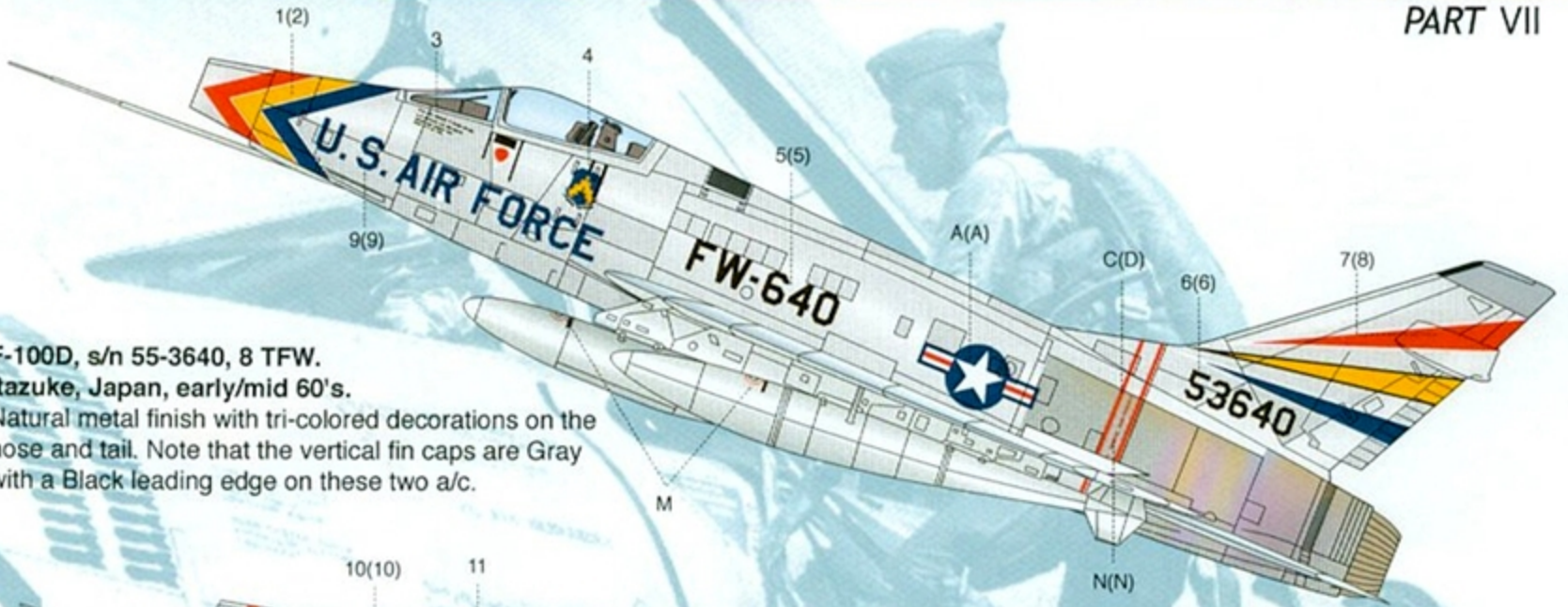
F-100D USAF SUPER SABRE

PART VII

Suggested Kit: 1:48 Monogram/Revell F-100D Super Sabre

F-100D USAF SUPER SABRE

PART VII



F-100D, s/n 55-3640, 8 TFW.
Itazuke, Japan, early/mid 60's.
Natural metal finish with tri-colored decorations on the nose and tail. Note that the vertical fin caps are Gray with a Black leading edge on these two a/c.

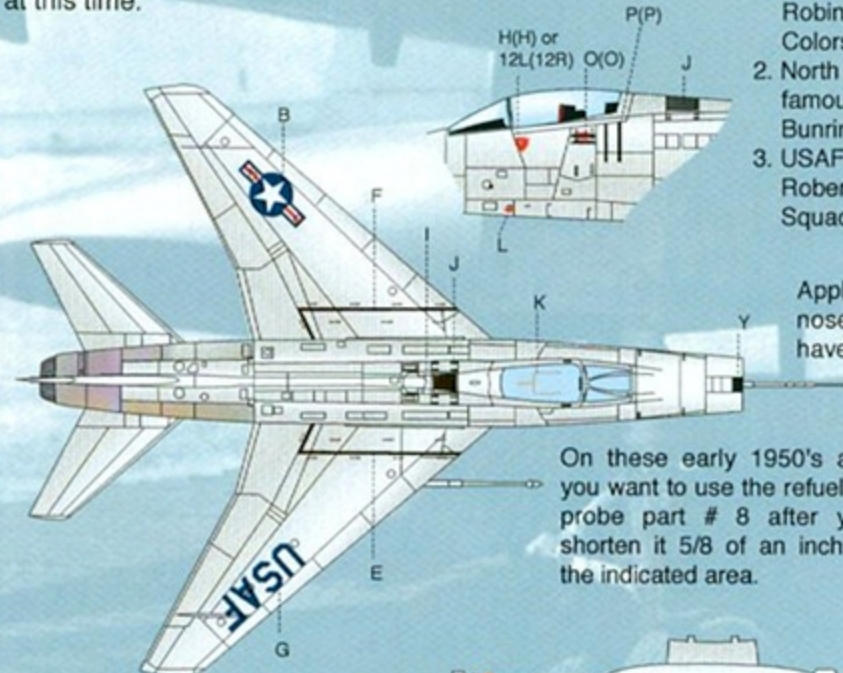


F-100D, s/n 55-2879, Commander a/c of the 531 TFS, 21 TFW.
Based at Misawa, Japan, during 1962.
Overall Aluminum Lacquer scheme with burned fuselage sides and beautiful Red/Blue markings on the nose and tail. Command stripes wrap around the upper fuselage. A/C 52879 has been documented in several books wearing somewhat different markings. Reference 1 shows it as depicted here, while Replica in Scale, vol. 3 number 2, 1975, shows it with all Red markings during 1961. A different name (Little John) was carried at this time.

Recommended Reference

1. F100 Super Sabre in Color, Robert Robinson & David Menard, Fighting Colors, Squadron/Signal Publications
2. North American F-100 Super Sabre, famous Airplanes of the World No. 22, Bunrin-Do Co. Ltd.
3. USAF Europe 1948-1965 in Color, Robert Robinson, Fighting Colors, Squadron/Signal Publications

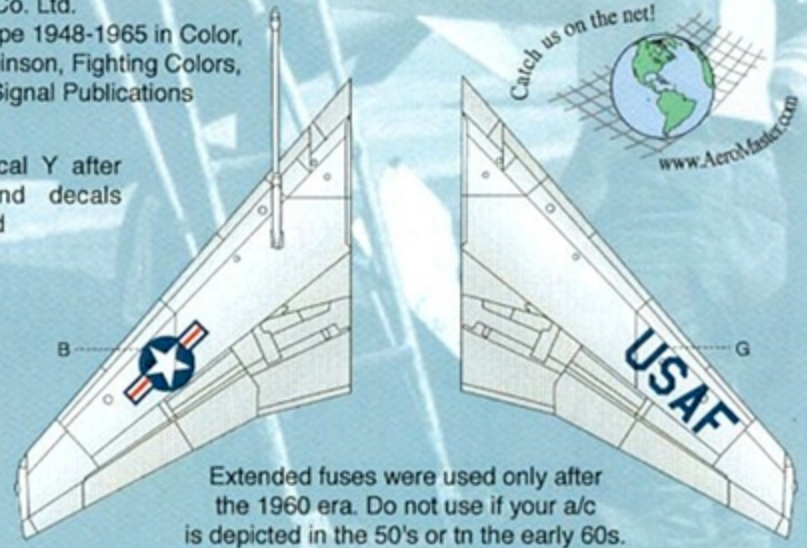
Specifications called for the USAF and U.S. AIR FORCE to be painted Insignia Blue or Black, Blue being the first choice.



On these early 1950's a/c, you want to use the refueling probe part # 8 after you shorten it 5/8 of an inch at the indicated area.



Apply decal G (top right) before glueing wing fences



Extended fuses were used only after the 1960 era. Do not use if your a/c is depicted in the 50's or in the early 60's.

Recommended Kit

1:48 Monogram/Revell F-100D Super Sabre

