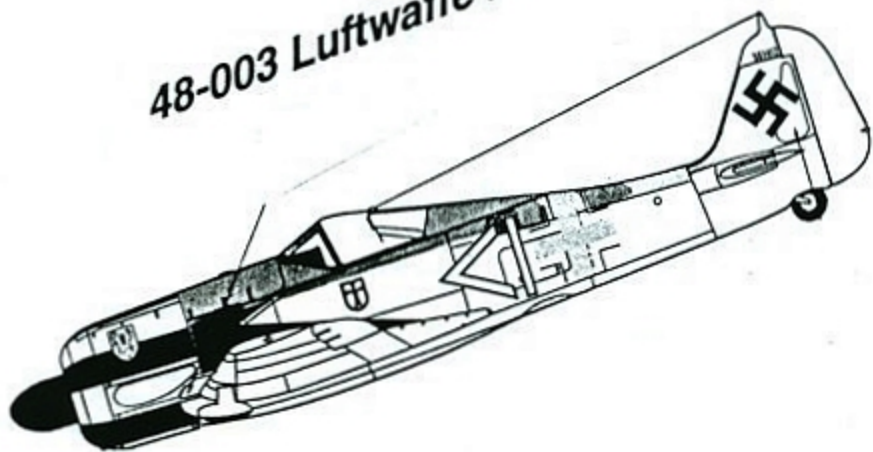


AeroMaster™

48-003 Luftwaffe FW-190s



AeroMaster Decals

3615 NW 20th Avenue
Miami, Florida 33142 USA
(305) 635-3134 • Fax (305) 638-4197


TM

AMD

AERO MASTER DECALS

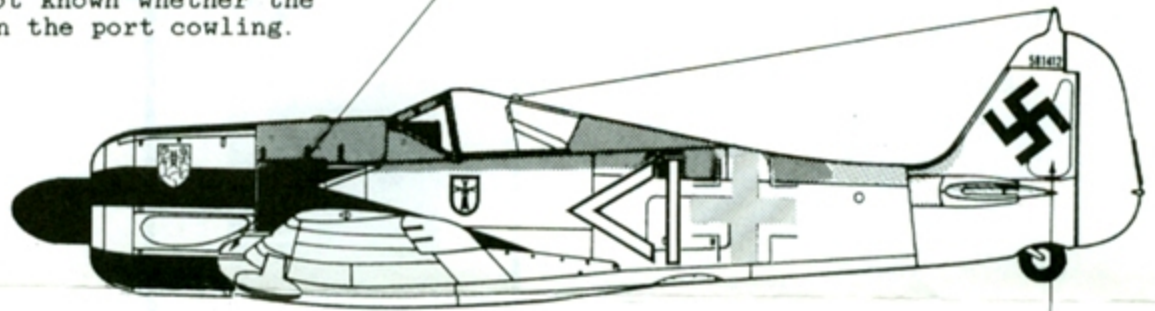
SHEET 48-003

LUFTWAFFE FW-190s



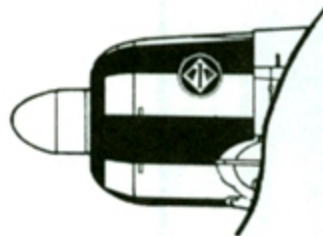
FW-190A-7, White 4, I./JG1, 1943. Factory camouflage scheme of RLM 74/57/76. Cowling checked with black and white. Spinner white. Exhaust trail black. Fuselage cross appears to have had white areas grayed out, possibly with a light overspray of RLM 74. It is not known whether the 1. Gruppe emblem was carried on the port cowling.

Trim to fit cowl contours




FW-190A-4, W Nr 581?, 1./JG1, 1943. Flown by Hpt Hans Ehlers, *Gruppenkommandeur* of I./JG1. Factory camouflage of RLM 74/75/76. Cowling striped in black and white. Spinner RLM 70. Fuselage cross is white outline style with center in RLM 74. It is not known if the JG1 emblem was carried on both sides of the fuselage.

Apply white swastika with



Alternate gruppe emblem for JG1. Note different stripe pattern and black cowling nose.



FW-190A-5/U-12, W Nr 410266, Red 13, 2./JG11, Germany, 1943. Flown by Lt Erich Hondt, *Staffelkapitan* of 2./JG11. Factory camouflage scheme of RLM 74/75/76. Aft fuselage and vertical stabilizer white. Exhaust panel black. Werke Nummer shows gray underneath. Tail band and forward fuselage stripe yellow. Spinner spiral striped in RLM 70 and white, possibly with one segment in yellow.

Suggested kits:

FW-190A-4 - Medallion Models
FW-190A-5 - DML
FW-190A-7 - DML FW-190A-8

Upper surface camouflage on all aircraft follows factory scheme. Use kit instructions as a guide.

© COPYRIGHT
1992