

AeroMaster™

48-063 - P-26 Peashooters



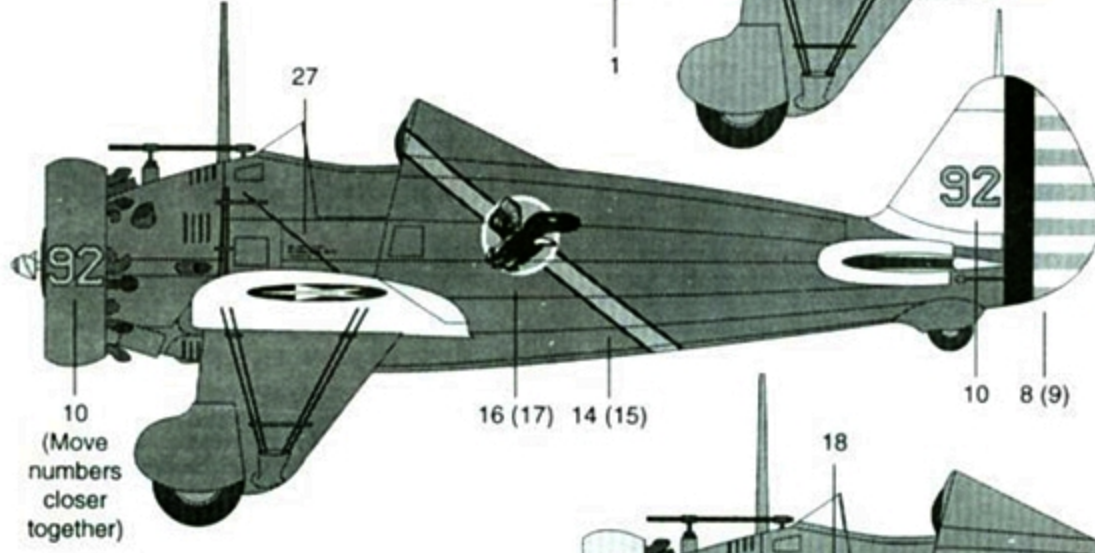
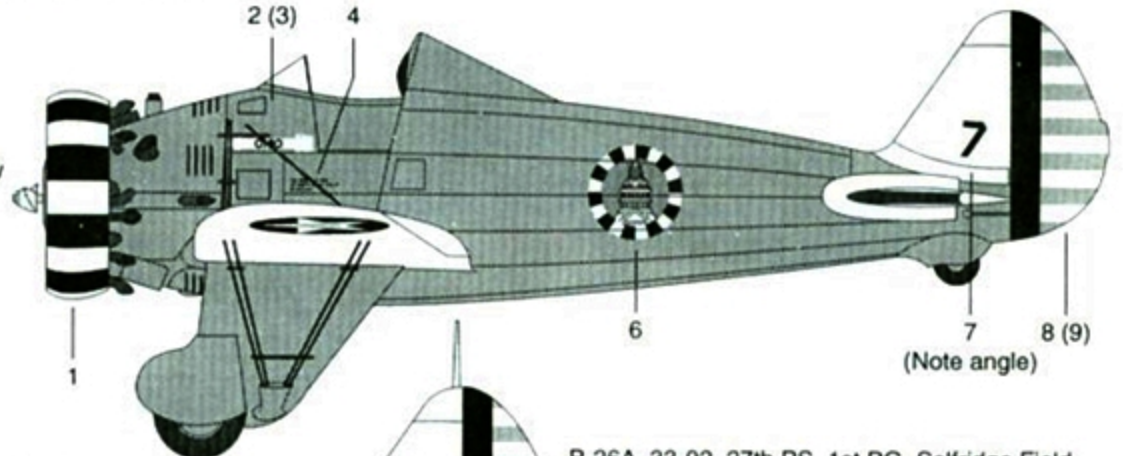
AeroMaster Decals™

3615 NW 20th Avenue
Miami, Florida 33142 USA
(305) 633-8118 • Fax (305) 634-3630

Aeromaster Decals

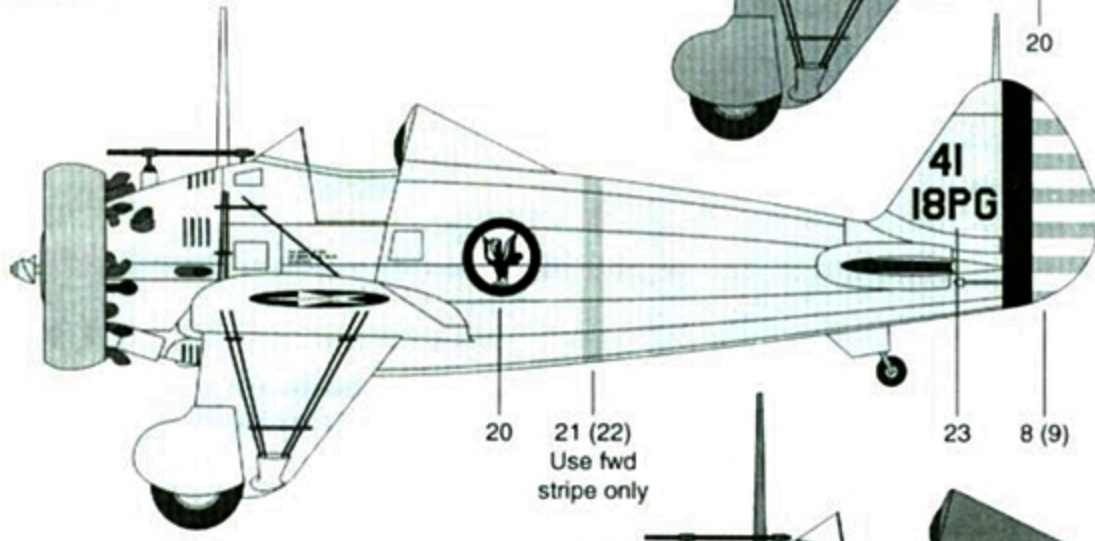
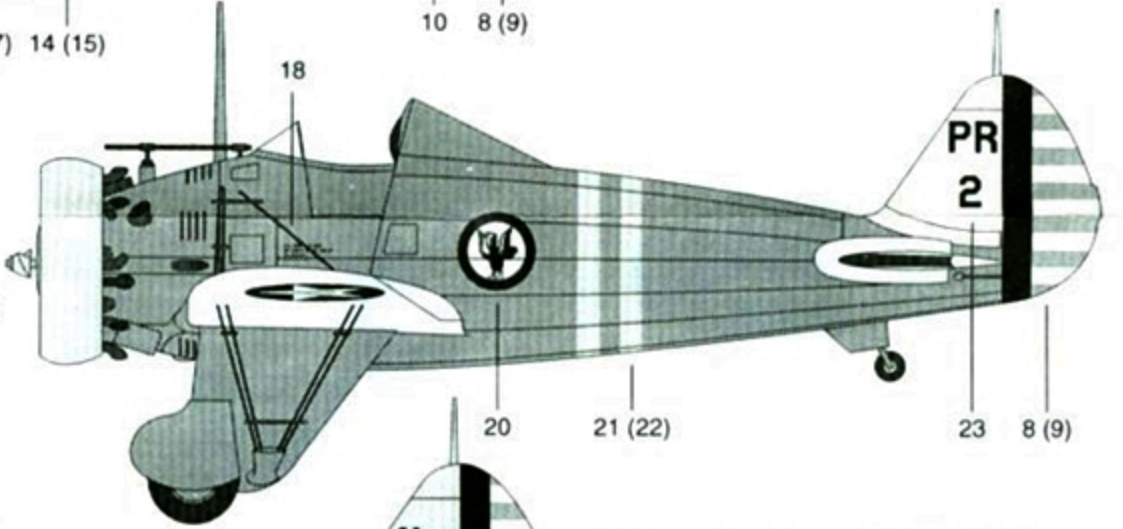
3615 NW 20th Ave • Miami, Florida 33142 • USA
 Tel. (305) 635-3134 • Fax (305) 635-2106

P-26A, 33-77, Bolling Field Detachment, Washington, DC, 1937. Overall Light Blue 23 (approx. F.S. 35109) with Yellow 4 (F.S. 13432) wings, horizontal stabilizers and vertical tail. Cowl yellow with dark blue stripes. Black leading edges on horizontal stabilizers. Engine cover plate yellow. Note gun sight and antenna masts removed.



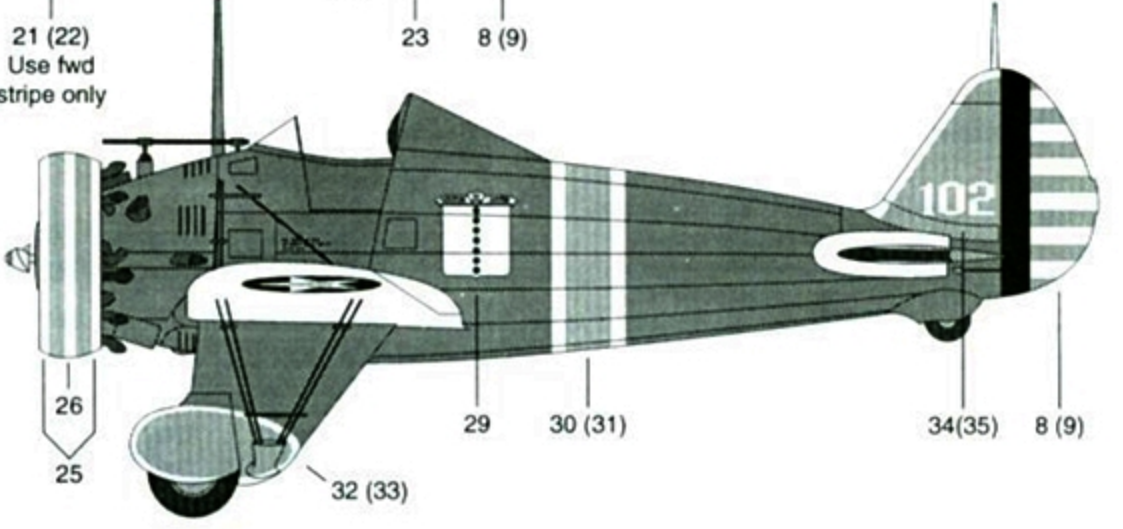
P-26A, 33-92, 27th PS, 1st PG, Selfridge Field, Michigan, 1935. Overall Dark Olive Drab 41 (F.S. 34087) with Yellow 4 wings, horizontal stabilizers and vertical tail. Cowl and engine cover plate Olive Drab. Black leading edges on horizontal stabilizers.

P-26A, serial unknown, 19th PS, 18th PG, Wheeler Field, Hawaii, 1939. Overall Light Blue 23 with Yellow 4 wings, horizontal stabilizers and vertical tail. Cowl and engine cover plate metallic gold. Black leading edges on horizontal stabilizers.

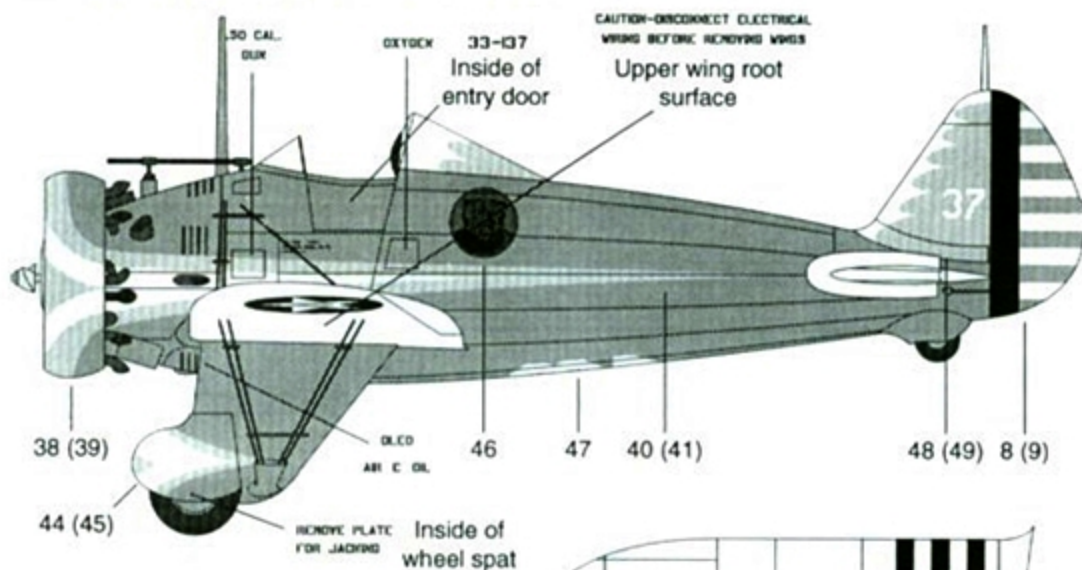


P-26A, serial unknown, 19th PS, 18th PG, Wheeler Field, Hawaii, 1940. Overall silver lacquer. Cowl and engine cover plate metallic gold. Black leading edges on horizontal stabilizers.

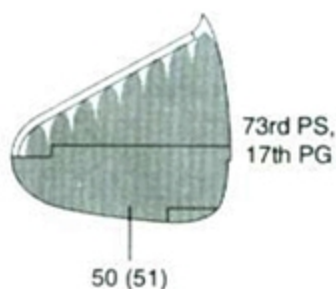
P-26A, 33-102, Headquarters, 17th PG, March Field, California, 1935. Overall Olive Drab 41 with Yellow 4 wings, horizontal stabilizers and vertical tail. Cowl and engine cover plate red. Black leading edges on horizontal stabilizers. Paint forward part of wheel spats yellow, then apply decals as shown.



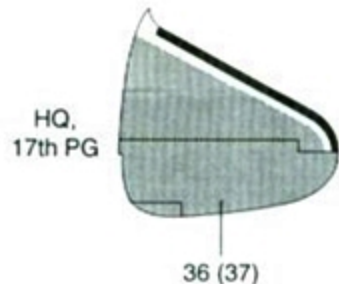
AeroMaster Decals™



P-26A, 33-137, 73rd PS, 17th PG, March Field, California, 1935. Overall Light Blue 23 with Yellow 4 wings, horizontal stabilizers and vertical tail. Cowling Light Blue, engine cover plate yellow.

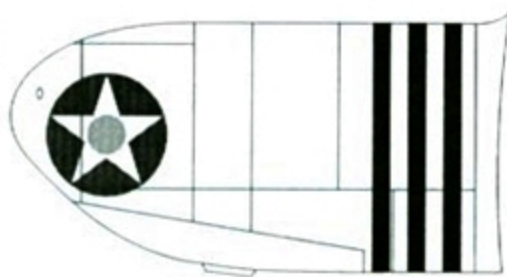


50 (51)



HQ,
17th PG

36 (37)

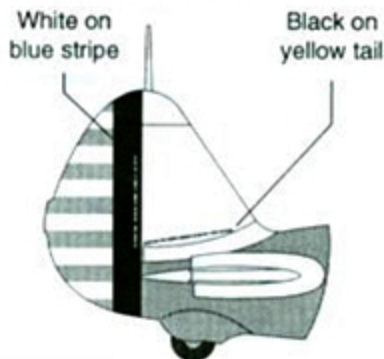


Apply stenciling as shown to right side of fin only.



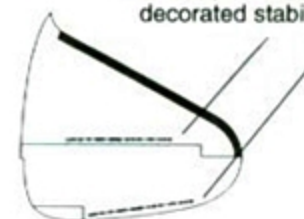
Black stripes on PR 2 only

Apply stenciling as shown on upper right wing and stabilizer only (black). Do not apply to aircraft with decorated stabilizers.



White on blue stripe

Black on yellow tail



Hamilton Standard Propeller logo.
Apply to front side of each propeller blade

We recommend **AeroMaster Warbird Colors** to compliment your high quality **AMD** decals.

Colors required to complete the aircraft depicted on this decal sheet:

9001 Black	9002 White
9003 Yellow	9005 Red
9010 Tire Black	9040 Olive Drab 41

NOTE: All aircraft have 36" diameter national insignias. Use kit provided items or obtain from AeroMaster sheet 48-053.

References:

1. Aircraft Modelworld Magazine, September, 1985.
2. Aerofax Minigraph 8, Boeing P-26 Variants, by Peter Bowers, Aerofax, 1984.
3. Air Force Colors, Vol. 1, by Dana Bell, Squadron-Signal Publications, 1979.

If you have suggestions for future subject matter, AeroMaster would like to hear from you. Our goal is to provide high quality, well researched decals of unusual and interesting subjects. We value our customers' inputs, so if you have specific suggestions or photographs of unusual subject matter which you would be willing to share, please contact:

Suggested Kit:

Hobby Craft P-26A

AeroMaster Decals™

3615 NW 20th Ave • Miami, Florida 33142 • USA