


AeroMaster

48-141

Stuka

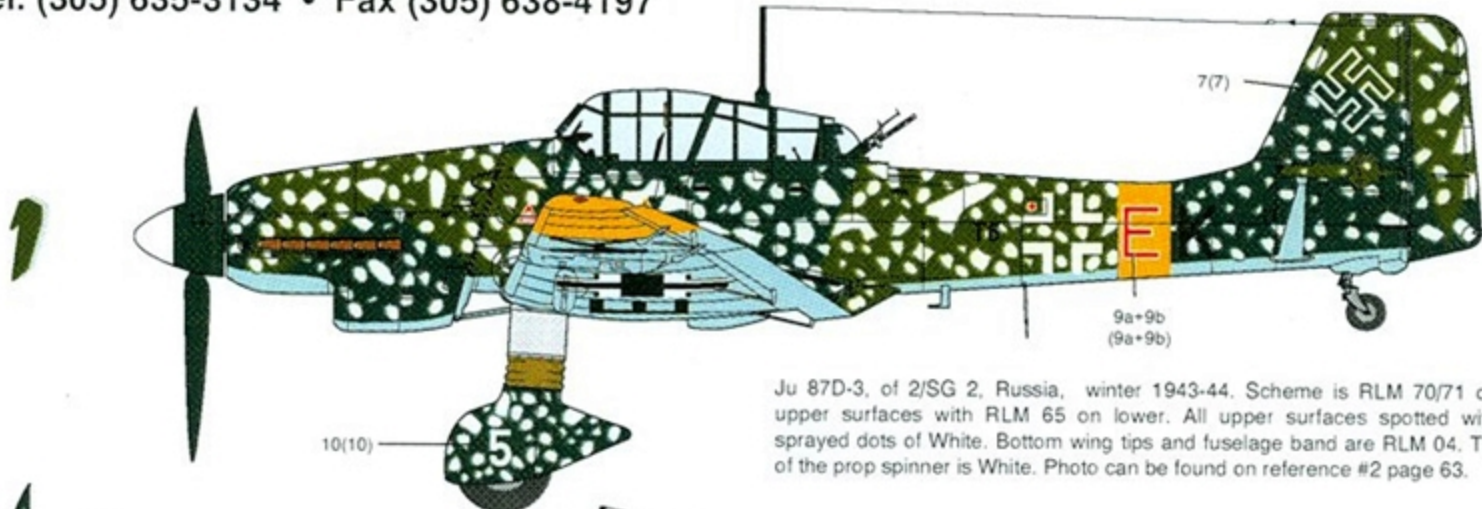
Bombers Pt. II



48-141

3615 NW 20th Ave • Miami, Florida 33142 • USA  
Tel. (305) 635-3134 • Fax (305) 638-4197


## Bombers Pt. II



Ju 87D-3, of 2/SG 2, Russia, winter 1943-44. Scheme is RLM 70/71 on upper surfaces with RLM 65 on lower. All upper surfaces spotted with sprayed dots of White. Bottom wing tips and fuselage band are RLM 04. Tip of the prop spinner is White. Photo can be found on reference #2 page 63.



Ju 87D-3, of 4/SG 2, Russia, summer, 1943. Scheme is standard RLM 70/71 on upper surfaces with RLM 65 on lower surfaces. Bottom wing tips and fuselage band are RLM 04. Tip of the prop spinner is White.



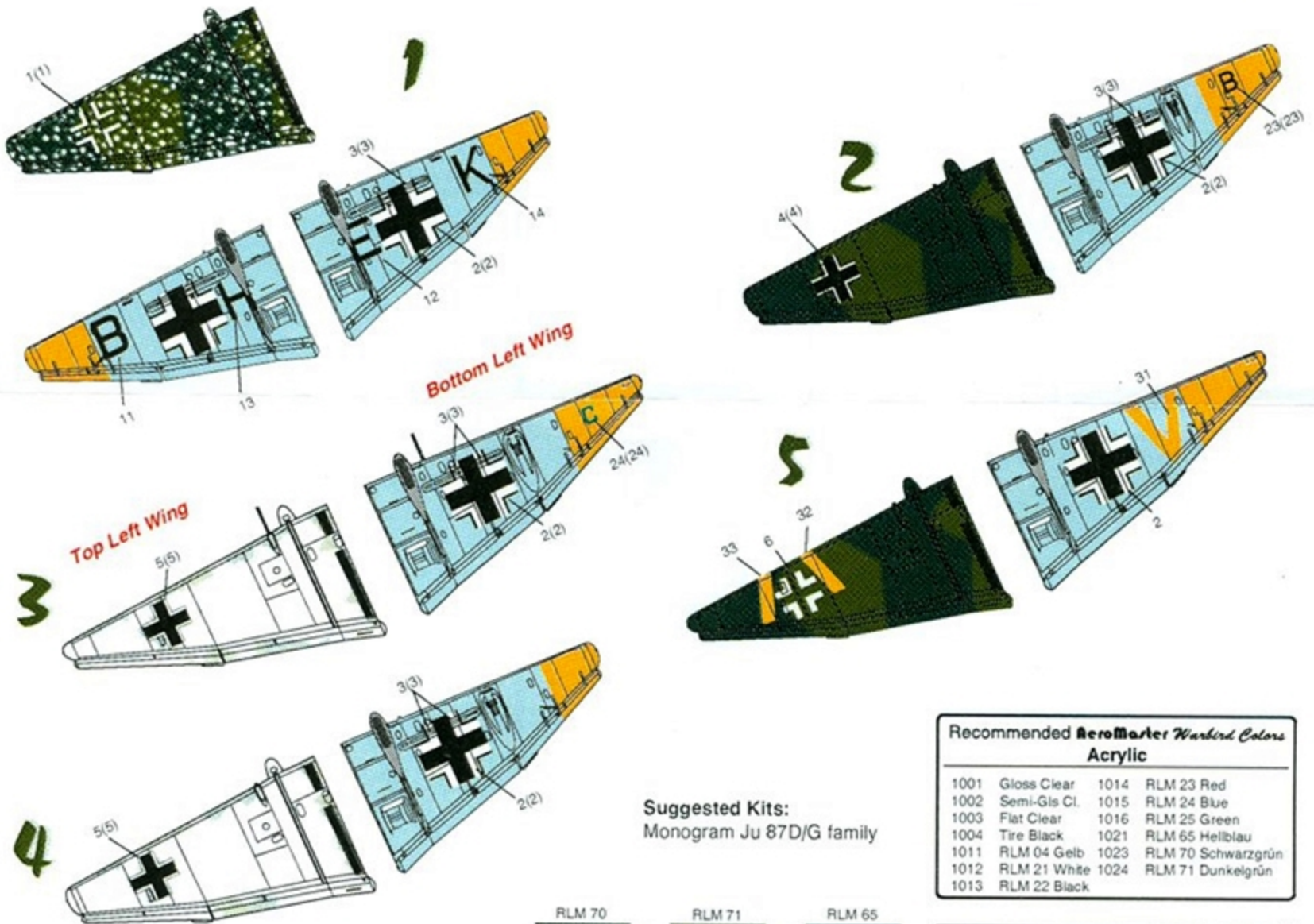
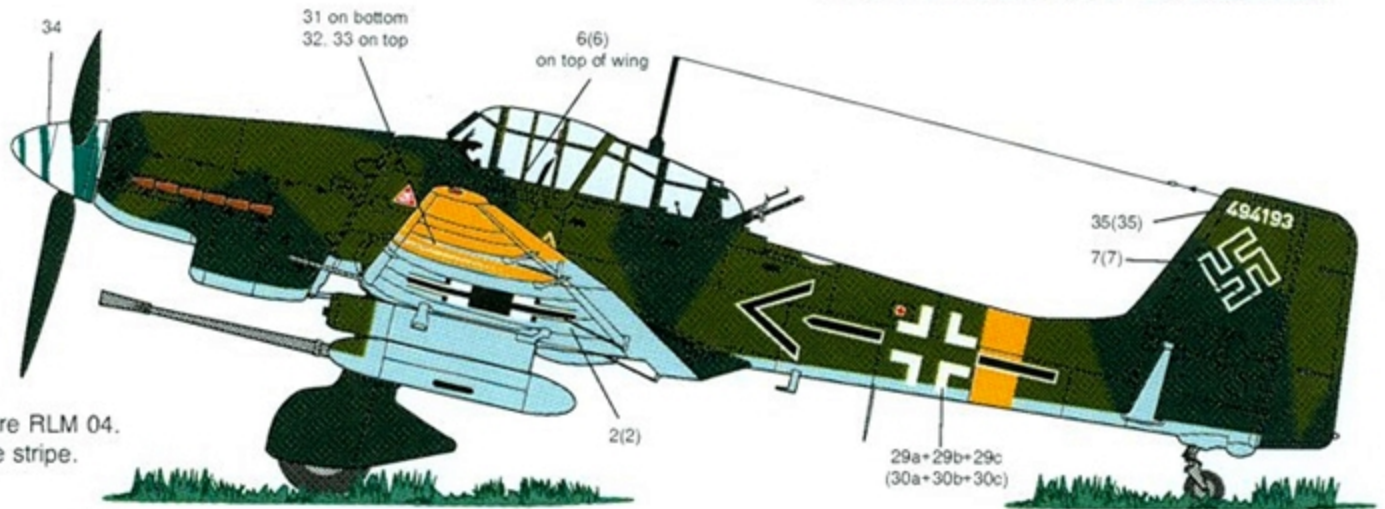
Ju 87D-5, Stab. I/SG5, Luftflotte 1, Russia, early 1944. Scheme is white over RLM 65/70/71 with the cockpit section of the fuselage still painted in the standard Green camouflage. Top of wings is White. Underside of wing tips is RLM 04; spinner is RLM 70 with RLM 25 tip. White distemper color seems to be fading or washing off. Photo can be found on reference #2 page 59.



Ju 87D-3, from 9/StG 77, Wschodni Front, Russia, winter 1943. Scheme is White over RLM 65/70/71 with RLM 04 fuselage band and lower wing tips. Spinner is RLM 70 with RLM 04 and White stripes. White distemper color seems to be fading or washing off.



Ju 87G-2, W.Nr. 494193,  
flown by Maj. Hans  
Rudel, Russia, summer  
1944. Scheme is RLM  
70/71 over RLM 65.  
Fuselage stripe and  
bottom tips of both wings  
are RLM 04.  
Spinner is Green with White  
stripe.



### References:

1. *Junkers Ju 87 Stuka*, by Alan W. Hall. Warpaint Series No.3, undated.
2. *Stuka! Junkers Ju 87*, by Richard P. Bateson, Ducimus Books, 1972.
3. *Ju 87 Stuka*, by Marek J. Murawski, 1994. AJ Press, Number 19.
4. *Junker Ju 87*, by Alan Hall, 1987. In *Scale Aircraft Modelling Magazine*, Vol 9, No. 12.
5. *Junkers Ju87D/G Stuka*, by Shigeru Nohara, 1994. *Aero Detail* #11, Dai Nippon Kaiga.



Suggested Kits:  
Monogram Ju 87D/G family

Recommended AeroMaster Warbird Colors Acrylic			
1001	Gloss Clear	1014	RLM 23 Red
1002	Semi-Gls Cl.	1015	RLM 24 Blue
1003	Flat Clear	1016	RLM 25 Green
1004	Tire Black	1021	RLM 65 Hellblau
1011	RLM 04 Gelb	1023	RLM 70 Schwarzgrün
1012	RLM 21 White	1024	RLM 71 Dunkelgrün
1013	RLM 22 Black		

Recommended AeroMaster Warbird Colors Enamels			
9001	Black	9012	Flat Clear
9002	White	9013	Semi Gloss Clear
9003	Yellow	9014	Gloss Clear
9004	Blue	9021	RLM 65 Hellblau
9005	Red	9023	RLM 70 Schwarzgrün
9010	Tire Black	9024	RLM 71 Dunkelgrün
9011	Glaze		

If you have suggestions for future subject matter, AeroMaster would like to hear from you. Our goal is to provide high quality, well researched decals of unusual and interesting subjects. We value our customers' inputs, so if you have specific suggestions or photographs of unusual subject matter which you would be willing to share, please contact:

**AeroMaster Decals™**  
3615 NW 20th Ave • Miami, Florida 33142 • USA