

XTRADECAL


X72317

RAF Lockheed C-130J Hercules C.5 Special Schemes Pt2

Includes Extra

617 Squadron F-35B

Decal Option!



For the best results these decals should be applied to a gloss surface such as provided by either Xtracolor or Xtracrylix paints. Cut out the decal required and soak in warm water until the decal is released from the backing paper. Wet the area to be decaled with MICRO SET which will help to eliminate air trapped under the decal and position the decal.

After 5 or 10 minutes wet the decal with MICRO SOL which will soften the decal and ensure that it settles down over any surface detail. Allow the decal to dry for at least 12 hours. During this time some wrinkling of the decal may occur, this is normal. Do not touch the decal at this time.

Carefully check for small air bubbles and if there are any prick with a needle and apply a drop of MICRO SOL. After all air bubbles have been eliminated and the decals are dry wash the entire model with water to remove any excess decal adhesive.

When completely dry the whole model should be sprayed with a coat of Xtracolor or Xtracrylix Flat, Satin or Gloss varnish depending on the finish required.

Store in a cool dry place, avoid sunlight, dampness or extremes of temperature and/or humidity.

HANNANTS

www.hannants.co.uk

Harbour Road, Oulton Broad, Lowestoft, Suffolk, NR32 3LZ

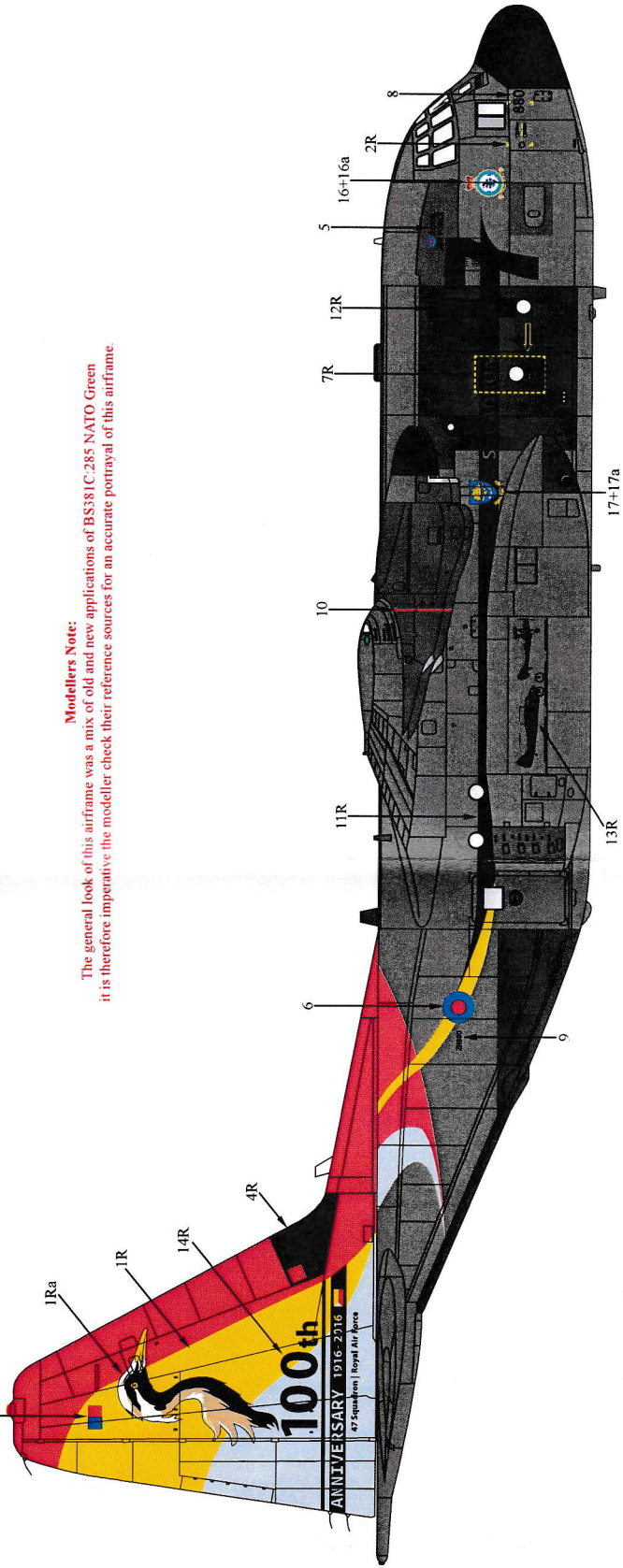
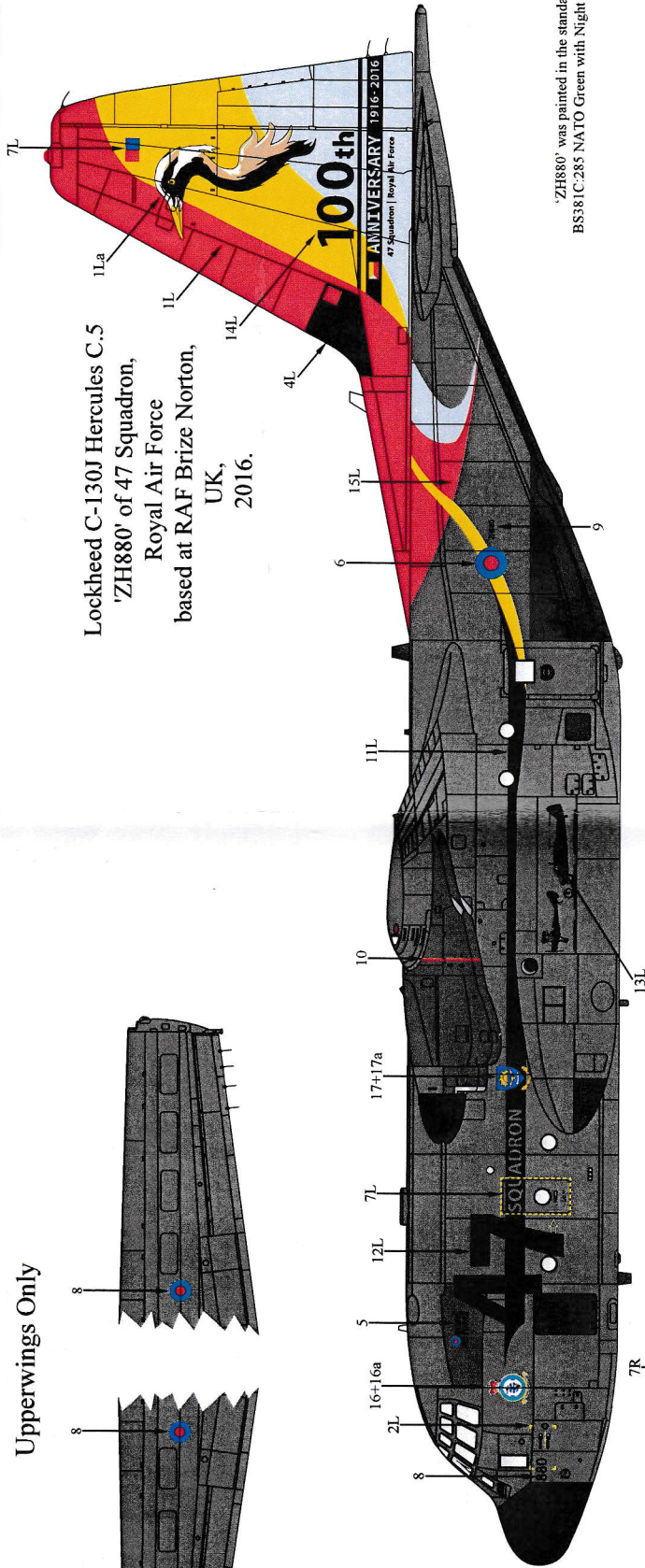
Phone +44 1502 517444

Fax +44 1502 500521

sales@hannants.co.uk

Upperwings Only

Lockheed C-130J Hercules C.5
 'ZH880' of 47 Squadron,
 Royal Air Force
 based at RAF Brize Norton,
 UK,
 2016.

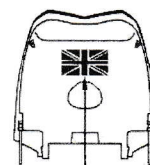


'ZH880' was painted in the standard overall
 BS381C.285 NATO Green with Night Black spinners.

Modellers Note:
 The general look of this airframe was a mix of old and new applications of BS381C.285 NATO Green
 it is therefore imperative the modeller check their reference sources for an accurate portrayal of this airframe.

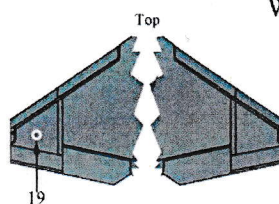
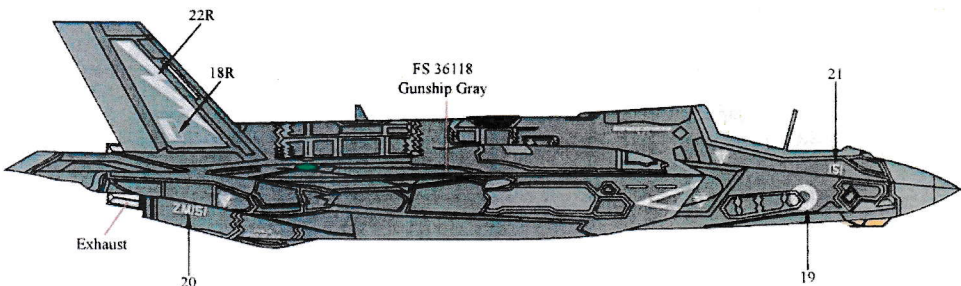
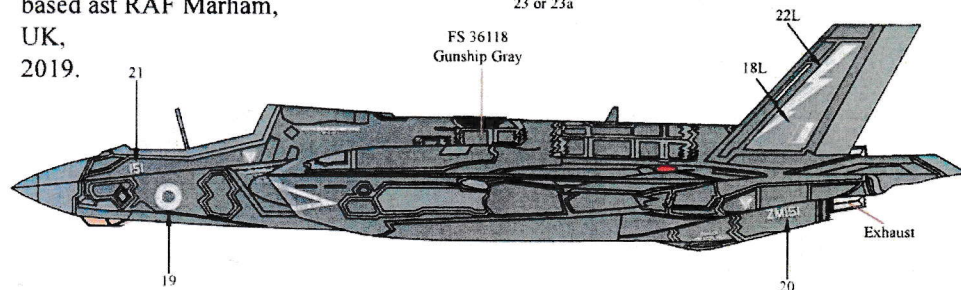
Lockheed Martin F-35B Lightning II
 ZM151, of
 617 Squadron,
 Royal Air Force
 based at RAF Marham,
 UK,
 2019.

Inside Airbrake

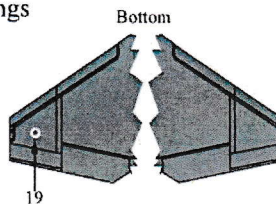


23 or 23a

**BONUS EXTRA
 DECAL OPTION**



Wings



Modellers Note:
 Use kit supplied stencils
 It is not clear whether the Union Jack
 adorning the inside face of the airbrake on
 ZM151 is wholly Black or Red and Blue
 both are supplied to be used at the
 modellers discretion

Paints:

Xtracolor Paints
 X018 NATO Green
 X130 Gunship Grey
 X404 Matt Black

The colours used on these aircraft
 can be found in the Xtracolor
 (prefix number with X)
 and Xtracrylix (prefix number
 with XA1) range of paints.

Xtracrylix Paints
 XA1018 NATO Green
 XA1130 Gunship Grey
 XA1404 Matt Black