



P.O. Box 2425
California City, CA 93504
Tel: 760-373-3457 / 760-373-3823
<http://www.twobobs.net>

F/A-18C

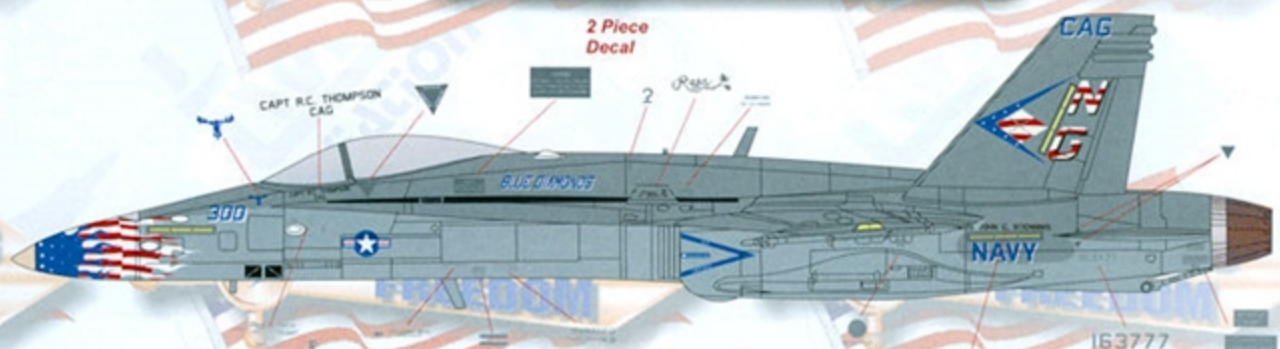
VFA-146

ALL-AMERICANBUG




Two Accurate, Two Colorful
Twobobs!

- WHAT'S OUT THERE?
- 1/48th Hasegawa F/A-18C
- 1/48th Monogram F/A-18C
- Airwaves Resin Cockpit
- Black Box Resin Cockpit
- Cutting Edge Wheel and Canopy Masks
- Cutting Edge Flaps and Slats
- Eduard Hornet Detail Set
- EZ Mask Mask Set




Note:
Capt. RC Thompson was the CAG
during the missions over Afghanistan.





All of our decals are proudly printed by Microscale. Using Micro-Set and Micro-Sol will give you the best results when used with our decals.



New Release News!
Special Promotions!
Website Only Sales!!

Get it all when you sign up for the Twobobs Newsletter at [http://www.twobobs.net/!](http://www.twobobs.net/)

Special Thanks to:
CDR Jethro Hansen and
Lt Zachary Evans of VFA-146.

Robert Woodbury from the
band "down under".

F356375
Testors 1728
Humbrol HU127
Gunze Sangyo H308
Xtracolor X136

F356320
Testors 1741
Humbrol HU128
Gunze Sangyo H307
Xtracolor X135

F356615
Testors 1709
Humbrol HU148
Gunze Sangyo H318
Xtracolor X107

Note:
VFA-146's CAG jet did not carry
upper and lower national insignia
during this cruise.

VFA-146 Hot Rod

The scheme on VFA-146s CAG jet was inspired by CDR Jethro Hansen. CDR Hansen was the old CO of VFA-146 and was quite the gear-head and muscle car aficionado. As the owner of a 1951 Mercury (see pic), he had an idea in his head for a cool paint scheme!

Originally this A/C was painted with blue/yellow flames when it went out on cruise in support of OEF. Once out to sea though the corrosion control guys on the USS Stennis wanted to do something a little more patriotic.

AN Adrian Quintero came up with an idea for a new paint scheme. After he drew up his idea for a design, it was submitted to Master Chief Gallegos who is the maintenance chief over VFA-146. Up the chain it went and it was hard for anyone to say no to this very patriotic and striking scheme!

It took about 3-4 days for the guys in Corrosion Control to finish painting this jet and one of the interesting highlights of this scheme are that there are exactly 50 stars on the entire A/C if you include the national insignia; this was done by design.

Another detail of this scheme is the "Moose" that is painted under the front windscreen. Capt R.C. "Dawg" Thompson wanted this painted on the aircraft in memory of former squadron mate of his. "Moose" was a former Top Gun pilot at Miramar NAS. He perished on Flight 93 on 11 Sept. 2001 while subduing the terrorists during the failed attack on Washington DC.

Capt R.C. "Dawg" Thompson who was the CAG on the OEF cruise flew this aircraft during the first VFA-146 strike on Afghanistan. CAG Thompson was the first one "over the beach" and CDR Jethro Hansen was right behind him and was the second VFA-146 pilot over Afghanistan.



CDR Hansen poses with two of his most prized possessions. His '51 Mercury and the Blue Diamond's three-tone gray aggressor painted Hornet. Photo courtesy of CDR Jethro Hansen.



Twobobs' goal is to provide you with the most thoroughly researched decals that money can buy. We go beyond using traditional reference resources and many times speak with the actual aircrews and maintainers of our subject matter. Being modelers ourselves, we understand that there is no substitute for this painstaking research and we are proud to offer, what we feel, are the best decals on the market. If you have any subject matter that you feel should be the next Twobobs creation, let us know. We'll be happy to listen to any and all customer input.

F/A-18A/C Enduring Freedom Operations Weapons Loadouts



First Few Days

- 1 AIM-9M Sidewinder
- 2 GBU-31 JDAM
- 3 Fuel Tank
- 4 FLIR Pod
- 5 Empty
- 6 LDT or AIM-120
- 7 Fuel Tank
- 8 GBU-31 JDAM
- 9 AIM-9M Sidewinder

Switched Tank Configs. For More Ordnance

- 1 AIM-9M Sidewinder
- 2 GBU-12
- 3 GBU-31 JDAM
- 4 FLIR Pod
- 5 Fuel Tank
- 6 LDT or AIM-120
- 7 Fuel Tank
- 8 GBU-31 JDAM
- 9 AIM-9M Sidewinder

Day and Night Config. When Working with FACs

- 1 AIM-9M Sidewinder
- 2 GBU-12
- 3 GBU-12
- 4 FLIR Pod
- 5 Fuel Tank
- 6 LDT or AIM-120
- 7 Fuel Tank
- 8 GBU-12
- 9 AIM-9M Sidewinder

GBU-16 Loadout

- 1 AIM-9M Sidewinder
- 2 Empty
- 3 GBU-16
- 4 FLIR Pod
- 5 Fuel Tank
- 6 LDT or AIM-120
- 7 Fuel Tank
- 8 GBU-16
- 9 AIM-9M Sidewinder

SLAM-ER missiles and JSOW were carried on a few jets at the beginning of the conflict.

GBU-10s were also carried in place of GBU-16s on some missions.

These weapons loadouts are accurate and verified to be the actual configurations that were used during the bombing campaign in Operation Enduring Freedom.

These stores combinations were supplied to us by actual pilots and aircrew that flew these missions from the opening day of the airstrikes to the current missions being flown.

Special thanks to Jose "Fuji" Ramos. His help and expertise were indispensable in obtaining and verifying this information.

Daytime Dumb Bombs

- 1 AIM-9M Sidewinder
- 2 Mk. 82
- 3 Mk. 82
- 4 FLIR Pod
- 5 Fuel Tank
- 6 LDT or AIM-120
- 7 Fuel Tank
- 8 Mk. 82
- 9 AIM-9M Sidewinder

Maverick Loadout

- 1 AIM-9M Sidewinder
- 2 GBU-12
- 3 AGM-65 Maverick
- 4 FLIR Pod
- 5 Fuel Tank
- 6 LDT or AIM-120
- 7 Fuel Tank
- 8 AGM-65 Maverick
- 9 AIM-9M Sidewinder