

# Ventura Decals

High Altitude Interceptor &  
Norwegian Theatre Bf109G's

V4865



Bf109G-10, JG5  
Norway



Black 10 was a Bf 109G-10/R3 flown by IV./JG 5 in Norway early in 1945. Colour scheme was 74/75/76 with the engine cowlings and rudder appearing to be replacement parts from other aircraft. Note the cowlings much heavier mottle and the rudders high camouflage demarcation line. Spinner is black with a white spiral. Note that for registration purposes the white outline of the IV Gruppe symbol, where it covers the yellow tail band, is printed separately.

Reference:- Close-Up No.7, Gustav Pt. 2. by Thomas H. Hitchcock, Monogram Aviation Publications.

Bf109G-14 JG300



This Bf 109G-14/AS was flown by JG300 early 1945. Colour scheme was almost certainly 76 overall. Note the broad black and white spinner spiral and plain black swastika. Upper wing crosses were white, while the white fuselage crosses have been "filled in" with gray, probably 75. Under wing crosses were black with white outline. Several variation on the JG1 badge worn on this aircraft's nose are provided. This machine uses the red/white/yellow - no outline version.


Reference:- Bf 109G/K, Model Art, Japan.

High Altitude Escort  
Bf109G-10's

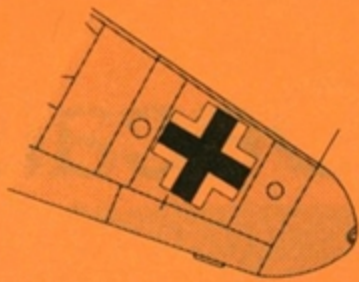


Aircraft "3" Werk Nr. 130368, "43" Werk Nr. 130369 and "44" Werk Nr. 130342 were all Bf 109G-10's attached to special high altitude escort units at the end of the War. All were finished in the "76" overall colour scheme with broad black and white spiralled spinners and had the unusual combination of small wing wheel bulges and long legged tail wheels. All tails were the wooden tall style.

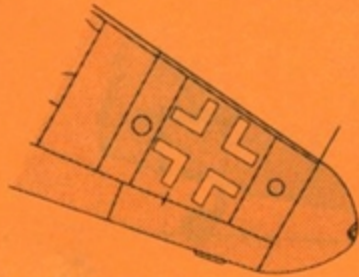
References:- Bf 109 in Action Pt. 2. No. 57, by John R. Beaman. Squadron Signal. Photograph of aircraft "44" Authors collection.



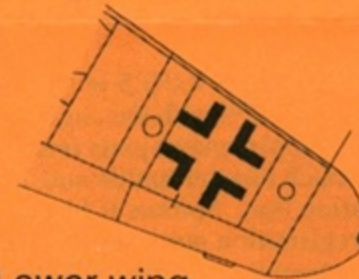
Produced by:-  
Ventura Hobby Products,  
P.O. Box 10-213  
Wellington, N.Z.



Lower wing cross  
location for aircraft  
with red fuselage band.



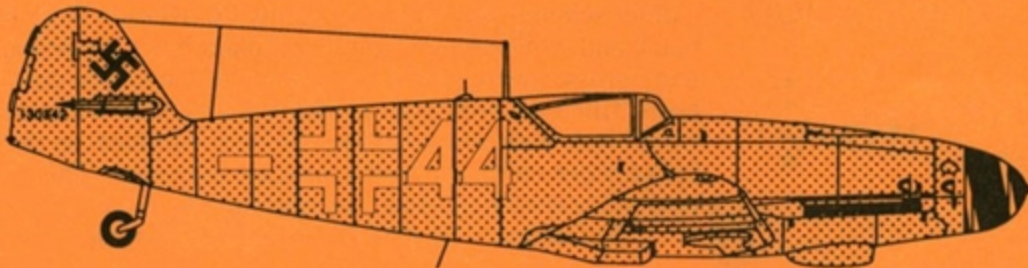
Lower wing cross  
location for aircraft  
"3", "43" & "44".



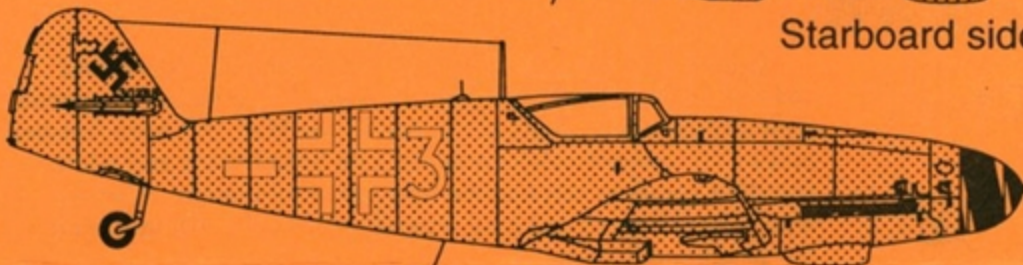
Lower wing  
cross "Black 10".



Upper surface camouflage pattern  
for "Black 10". Upper wing cross  
location for all aircraft.



Starboard side Wr. Nr. 130342



Starboard side  
Wr. Nr. 130368

## General Instructions

Ventura Decals are printed thinly for a painted on look. Dip each design into water for a few seconds, then leave to stand on a non absorbent surface. At first the decal will curl up, then uncurl. This indicates the design has loosened and will slide. Apply carefully to a gloss painted surface and position with a minimum of moving about. The common "silvering" problem with decals is usually caused by excessive moving washing away the decals glue.