



# Third Group™



48-044

PO BOX 98865 • TACOMA WA 98498-0865 • USA


Tel: (253) 475-9505 ~ Fax: (253) 475-1597 ~ Email: tgdecals@aol.com

A THREE GEESSE PUBLISHING COMPANY


1:48  
scale

## *Focke-Wulf Fw 190 #9 – Survivors #1 A-8*

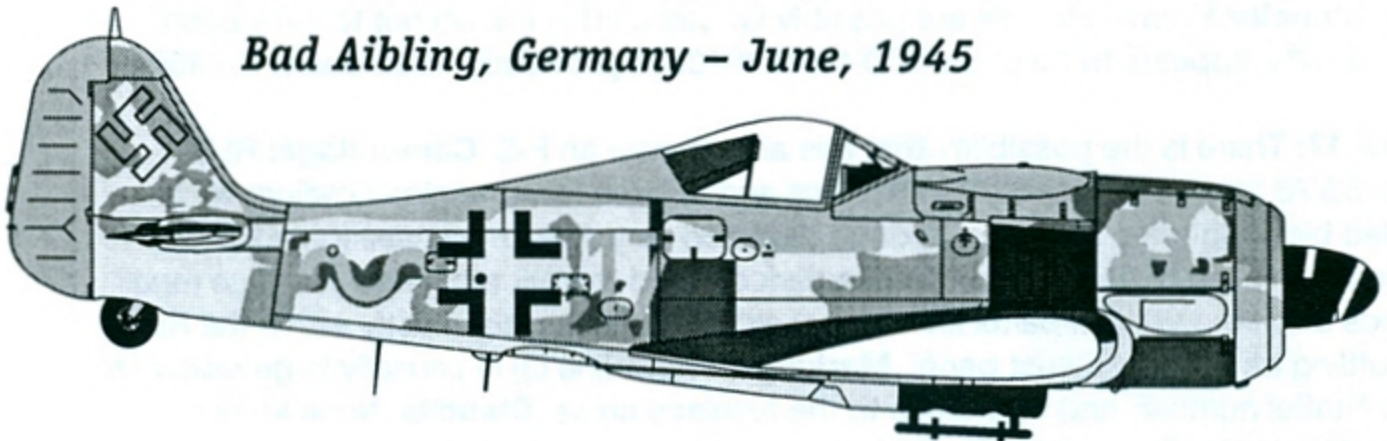
*Grove, Denmark – June, 1945*



*Linz, Austria – June, 1945*



*Bad Aibling, Germany – June, 1945*



*Bad Aibling, Germany – June, 1945*

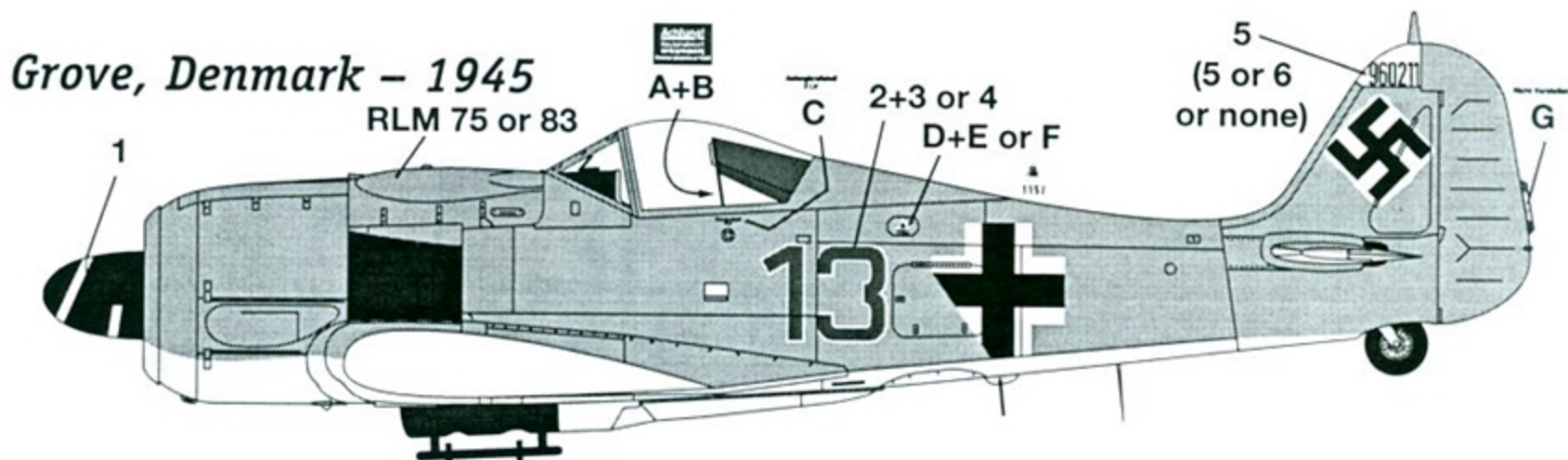


Third Group™ – 48-044 – *Survivors* – Focke-Wulf Fw 190A-8

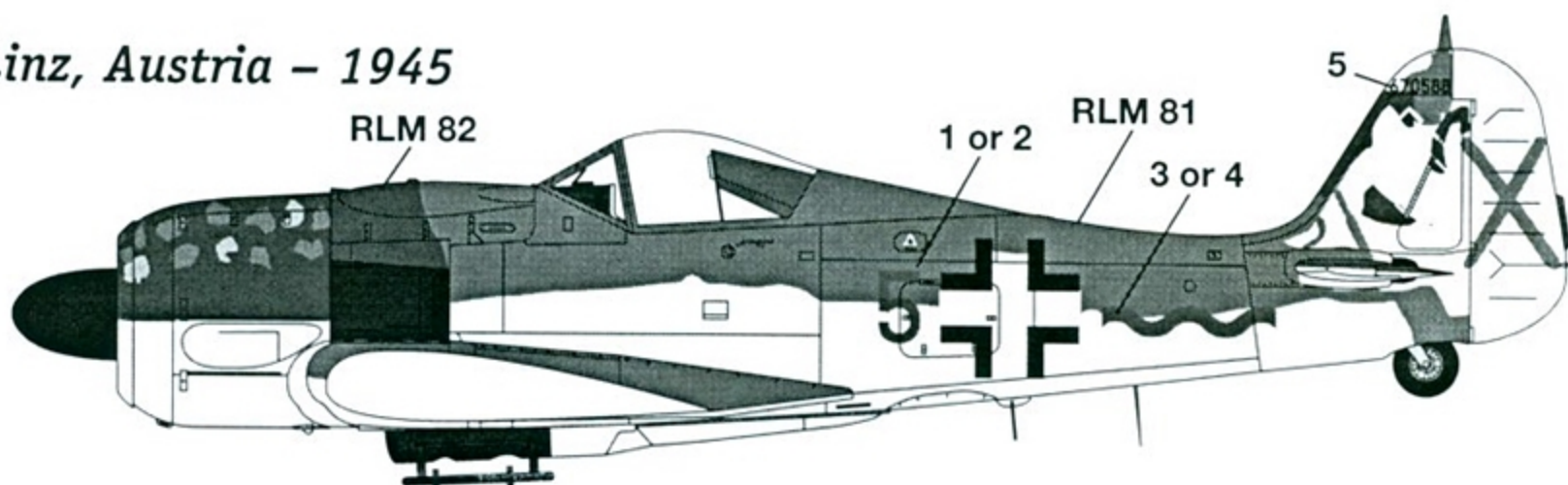
Scale drawings based on the DML Fw 190A-8 (5502).

Decals designed for same, though they may be suitable for others.

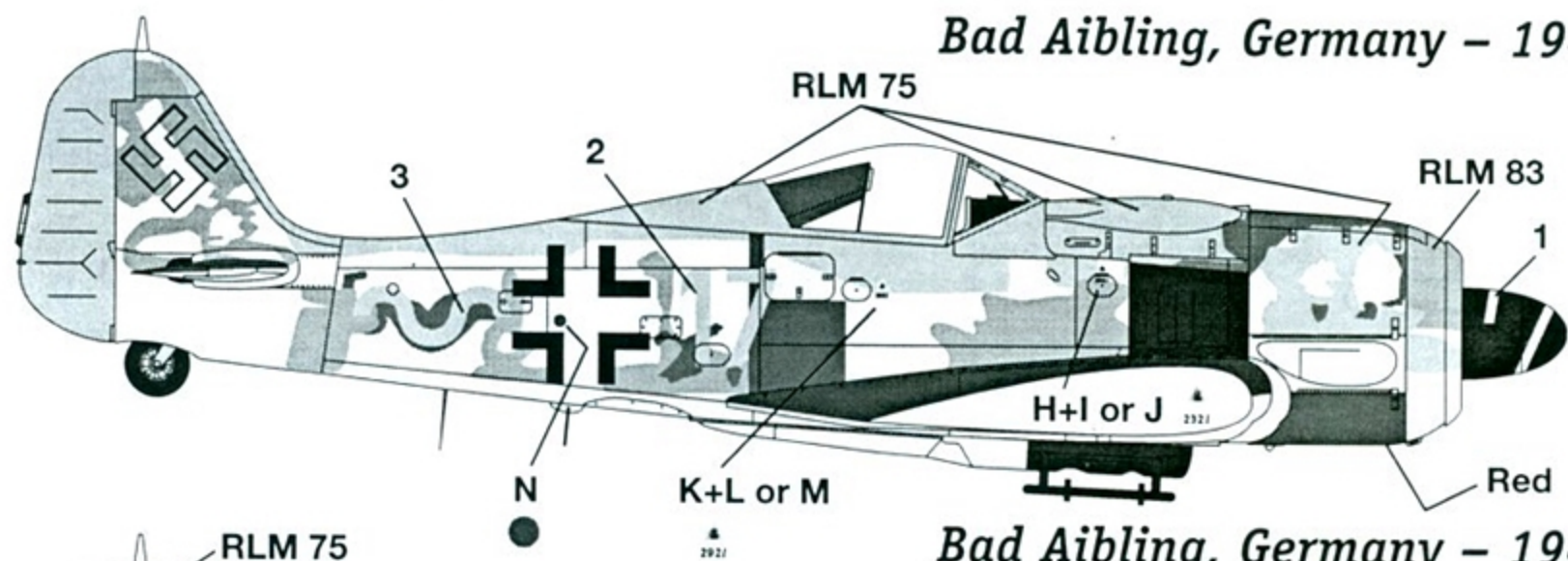
*Grove, Denmark – 1945*



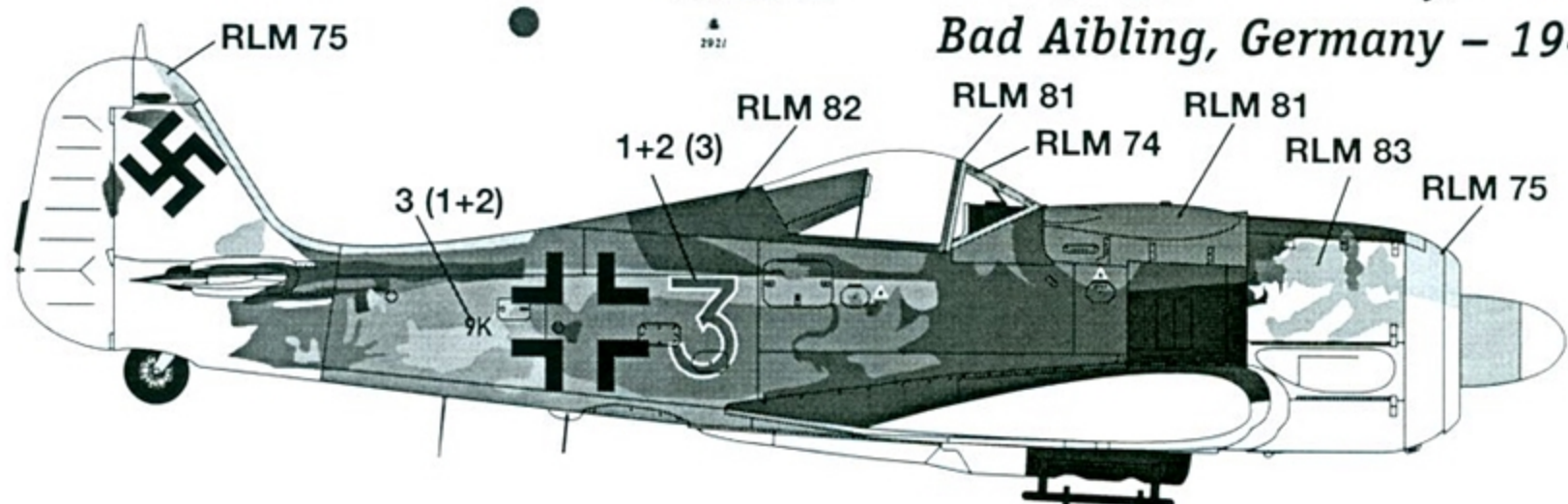
*Linz, Austria – 1945*



*Bad Aibling, Germany – 1945*



*Bad Aibling, Germany – 1945*



Some upper surface patterns are conjectural as they are washed-out in reference photographs or are not visible. Contrary to popular belief, quite a number of Fw 190s had nonstandard upper surface camouflage.

For scale plan views, enlarge by 200%

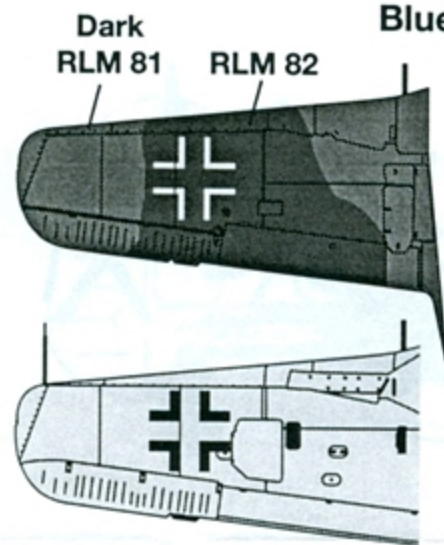
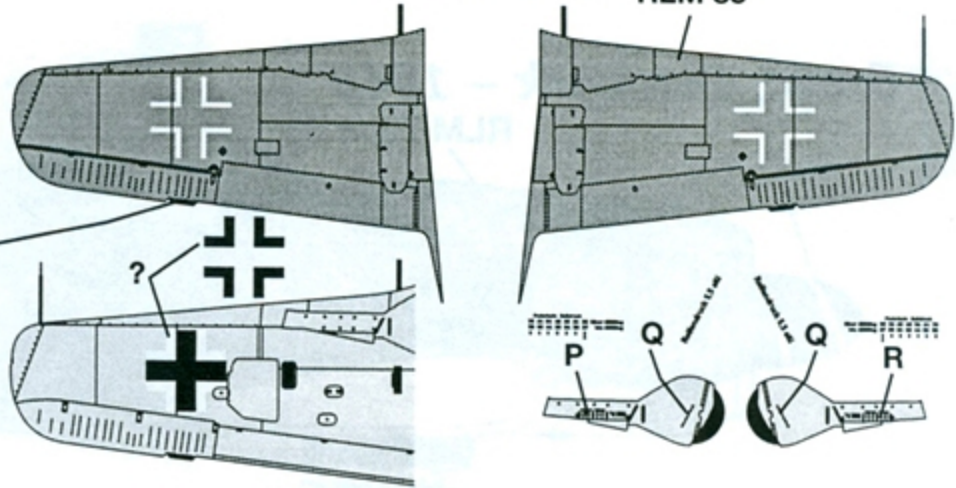
Third Group considers RLM 82 to be dark green and RLM 83 to be light green.

Focke-Wulf-standard (nonregulation) upper wing crosses.

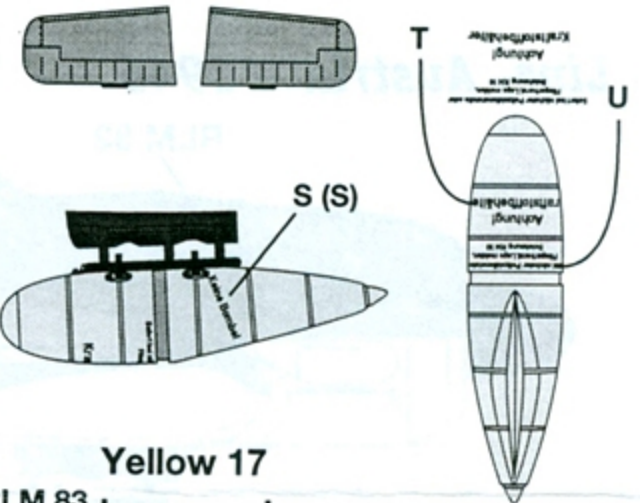
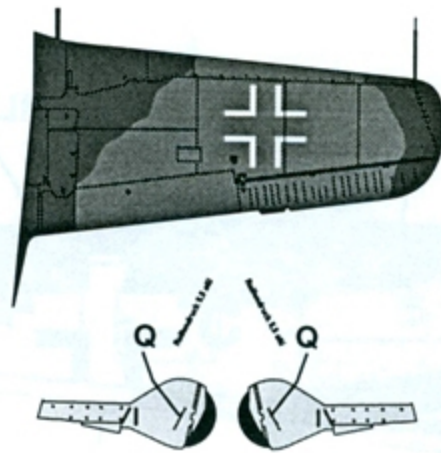
C  
(white or black: usually both sides of all trim tabs; possibly all aircraft)

Red/Green 13

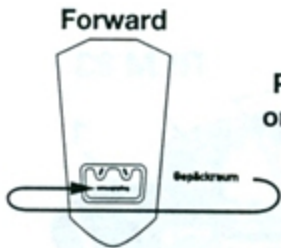
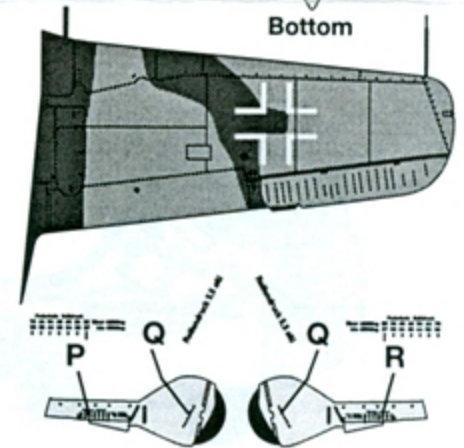
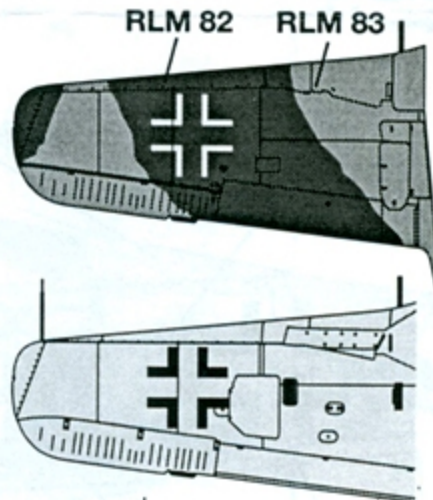
RLM 75 or RLM 83



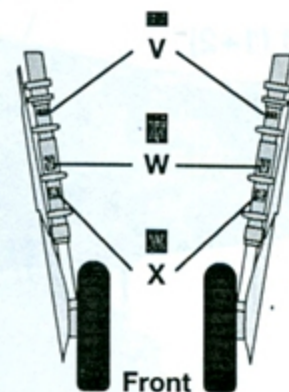
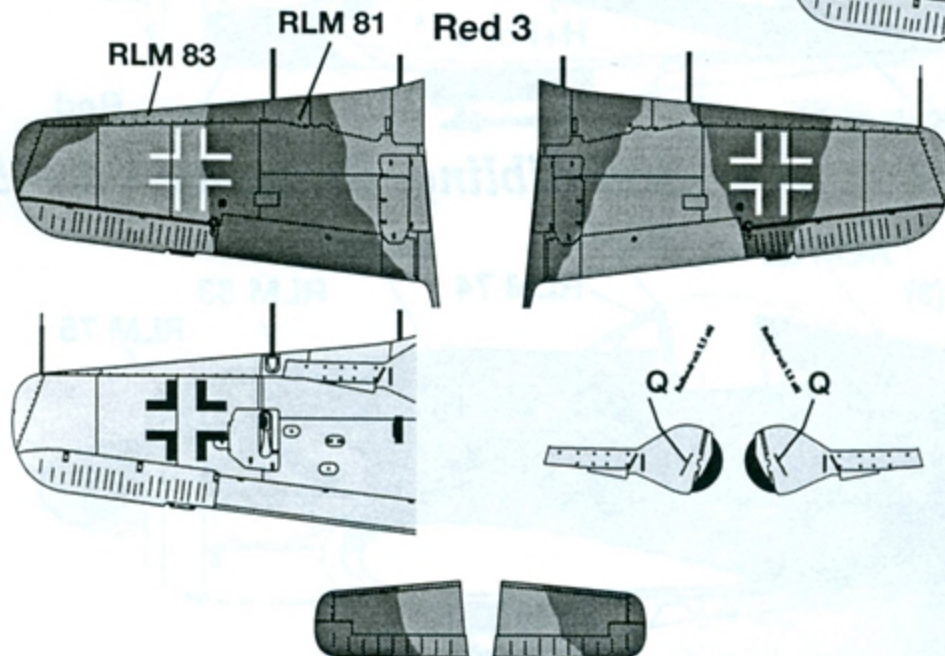
Blue/Black 5



Yellow 17



Position stencil O (black or white) on canopy rear decking so it would be readable from the front.



©1998

REFERENCES

A: *Luftwaffe Camouflage & Markings 1935-45, Vol. 3:* J. R. Smith & J. D. Gallaspy, 1977

B: *Le Focke Wulf 190:* Jean Yves Lorant & Jean Bernard Frappé, 1981

C: *Airfoil #5:* Airfoil Publications, 1987

**Equipment:** All aircraft fitted with an empty ETC 501 centerline rack, blown canopy, Morane antenna, and possibly DF Loop and FuG 25a antennas. Additionally, Red 3 was fitted with outboard 20mm cannons and a left wing leading edge gun camera.

**Stencils:** Except for some tire and gear strut pressure stencils, along with a couple of unreadable Werknummern, none were visible in reference photographs. Depicted stencils were common, though most were probably overpainted or not applied to these particular aircraft. Observed variations of B and D along with black and white versions of C and O are provided. See kit instructions for placement of additional stencils.

**Red/Green 13: Camouflage:** RLM 75 or 83 over RLM 76 with an RLM 76 fuselage footstep kickplate and vertical fin cap. **Markings:** An optional spinner spiral has been provided (spinner is not visible in the reference photograph). Swastika appears to be solid black on an RLM 76 background. Part of the left fuselage cross was painted over. Note that part of the cross remains on the access panel, which pretty much rules out a replacement panel. If you like, apply a normal cross for a "before look". Reference caption states this aircraft to be Black 10, but we feel otherwise. Based on tonal shades, our inclination leans toward a red in-Staffel number of 13. An optional Green 13 in-Staffel number has been provided for those that like to "see green". Possible white-bordered lower wing crosses. **Stencils:** Unknown WNr, 960211 provided. Otherwise, none known. **Reference: A - 8.**

**Blue/Black 5: Camouflage:** Fuselage appears to be RLM 81/82/83/76 and the wings RLM 81/82/76. Spinner is RLM 70. Mottling is present on the cowl ring, and we presume was continued onto the engine cowling. **Markings:** We presume the RLM 81(?) 'X' on the vertical tail was applied after the cessation of hostilities. Only the lower end of the in-Staffel number is visible in the reference photograph. The in-Staffel number may have been 0, 3, 5, 6, 8 or 9. Although the position, stroke width, and overall width of the provided '5' are correct, the actual height is unknown. Feel free to substitute one of the aforementioned numbers in place of '5', but try to match the width and stroke as closely as possible. Due to its small size, 1:72 scale would be a good place to look for substitutes. **Stencils:** Known stencils are possibly Q. Stencil R is known not to have been applied. WNr appears to be of the 670-block (670588 provided). **Reference: B - 386.**

**Yellow 17:** There is the possibility that this aircraft was an F-8. **Camouflage:** RLM 75/81/83/76 fuselage; RLM 82/83/76 wings and tail; red lower engine cowling; white-spiraled black spinner. Rudder, although depicted as yellow, may have been RLM 76 mottled with RLM 81/83. Notice that the dark colored (primer red?) mid-fuselage repair extends aft of the vertical panel line. Heavy exhaust stains were mostly within the RLM 83 mottling aft of the exhaust panel. **Markings:** Wellenline (3) is unusually large relative to the in-Staffel number, and very close to the fuselage cross. **Stencils:** None known, though P is likely. **Reference: B - 394.**

**Red 3 – KG 51 "Edelweiss": Camouflage:** RLM 74/75/76/81/82/83. Windscreen upper and trailing frames are RLM 74, lower frame is RLM 82. Canopy forward frame is RLM 81, lower frame is RLM 82. Engine cowl ring upper third and vertical fin leading edge are RLM 75. Spinner may be yellow-tipped green or blue, or entirely one of the three colors. Fuselage sides (not tail) heavily mottled. Rudder was removed from aircraft in the reference photographs, thus style of mottling, if any, is unknown. **Markings:** Unit code reads 9K + 3 on both sides. Swastika appears to be solid black. **Stencils:** Known stencils are possibly Q. Stencil R is known not to have been applied. WNr appears to be have been overpainted. **Reference: B - 391 & 393; C - 16 & 17.**