


LIMITED EDITION!

CED48010

OV-10 Bronco

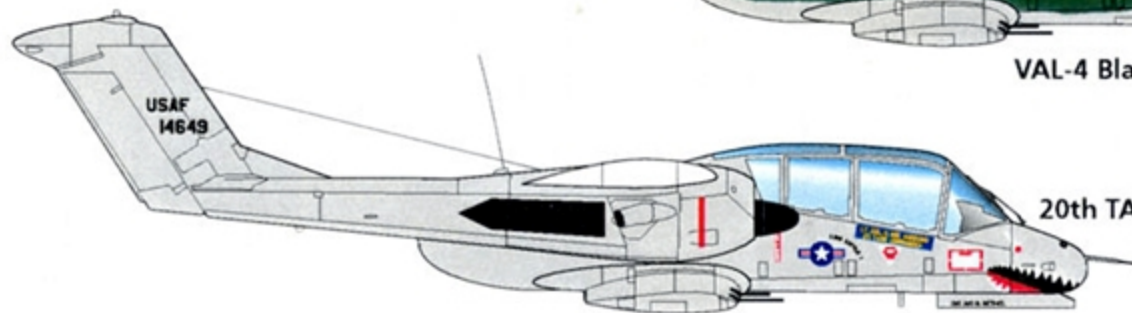
OV-10A/C/D



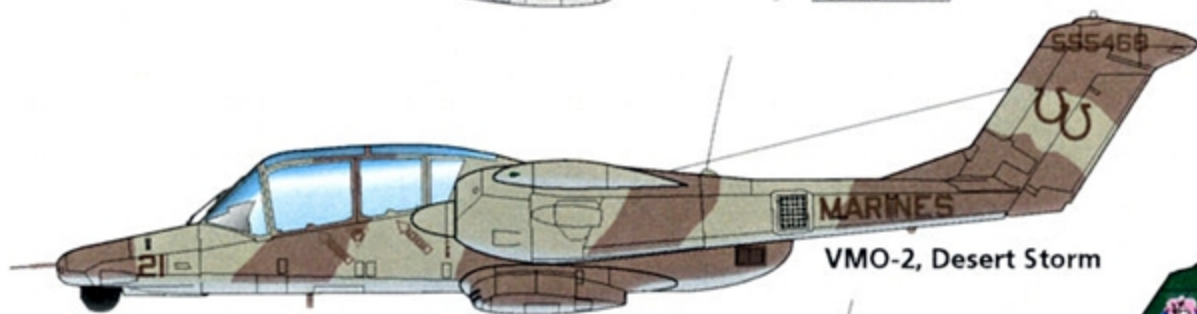
Philippine Air Force



VAL-4 Black Ponies, Vietnam



20th TASS, Vietnam



VMO-2, Desert Storm



Recommended kits:
Testors/Hawk OV-10
Paragon Designs conversions

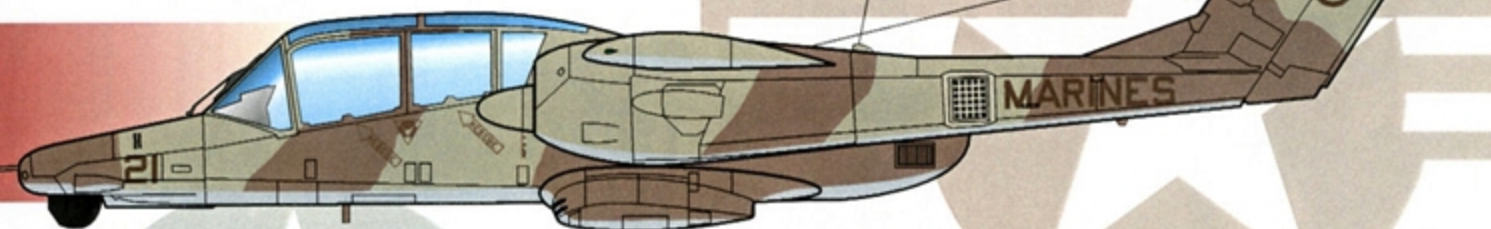
**Cutting
Edge**®
MODELWORKS

P.O. Box 3956
Merrifield, VA 22116
USA
www.meteorprod.com



OV-10D

VMO-2
King Abdul Aziz Air Base
Al Juhail, Saudi Arabia
Desert Storm, 1991



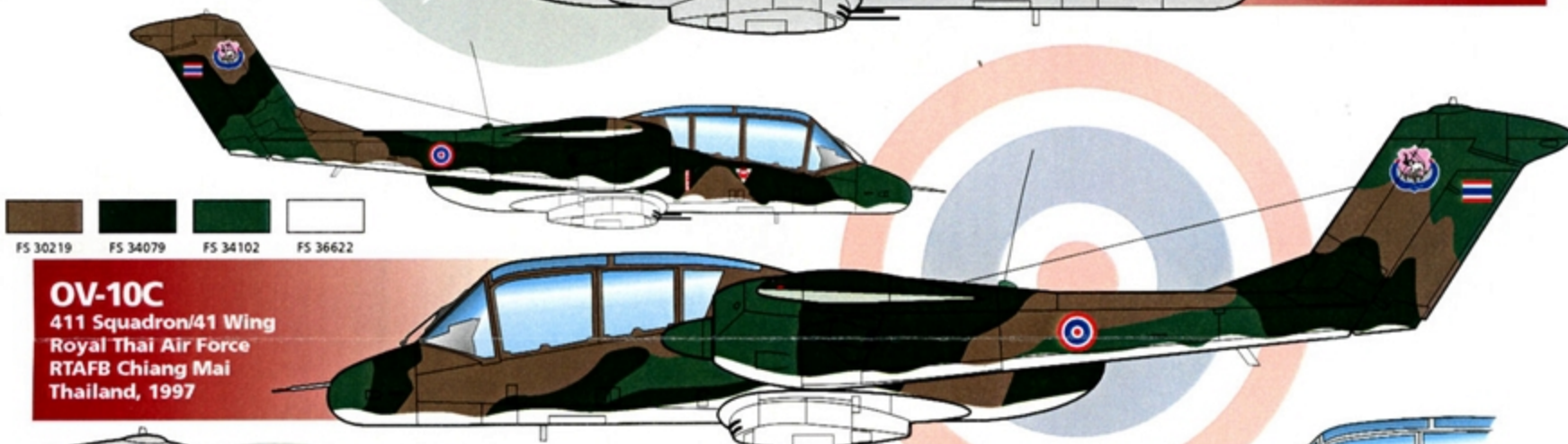
OV-10A

VAL-4 Black Ponies
Vung Tau & Bin Thuy
Republic of Vietnam
1969



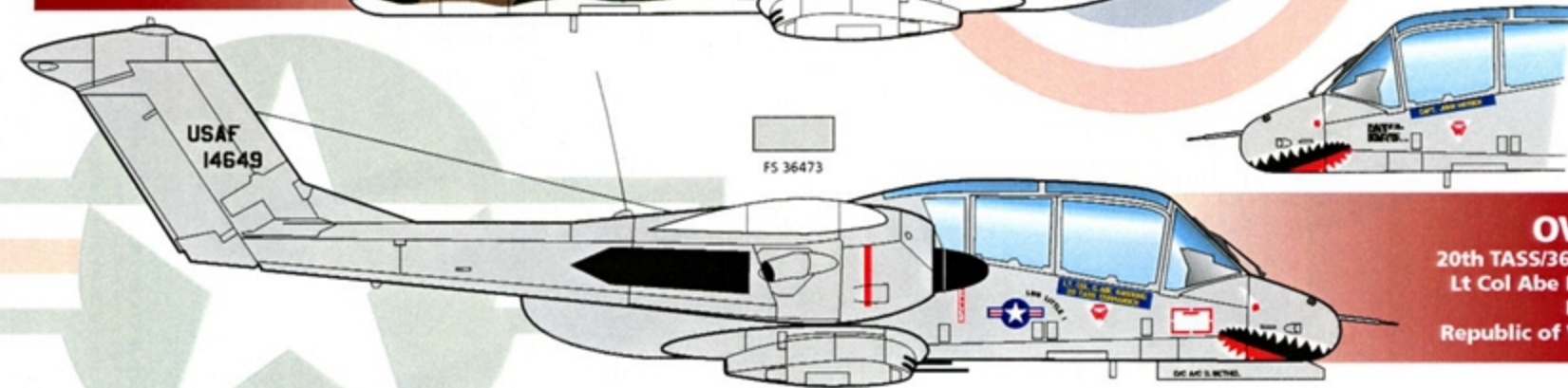
OV-10C

411 Squadron/41 Wing
Royal Thai Air Force
RTAFB Chiang Mai
Thailand, 1997



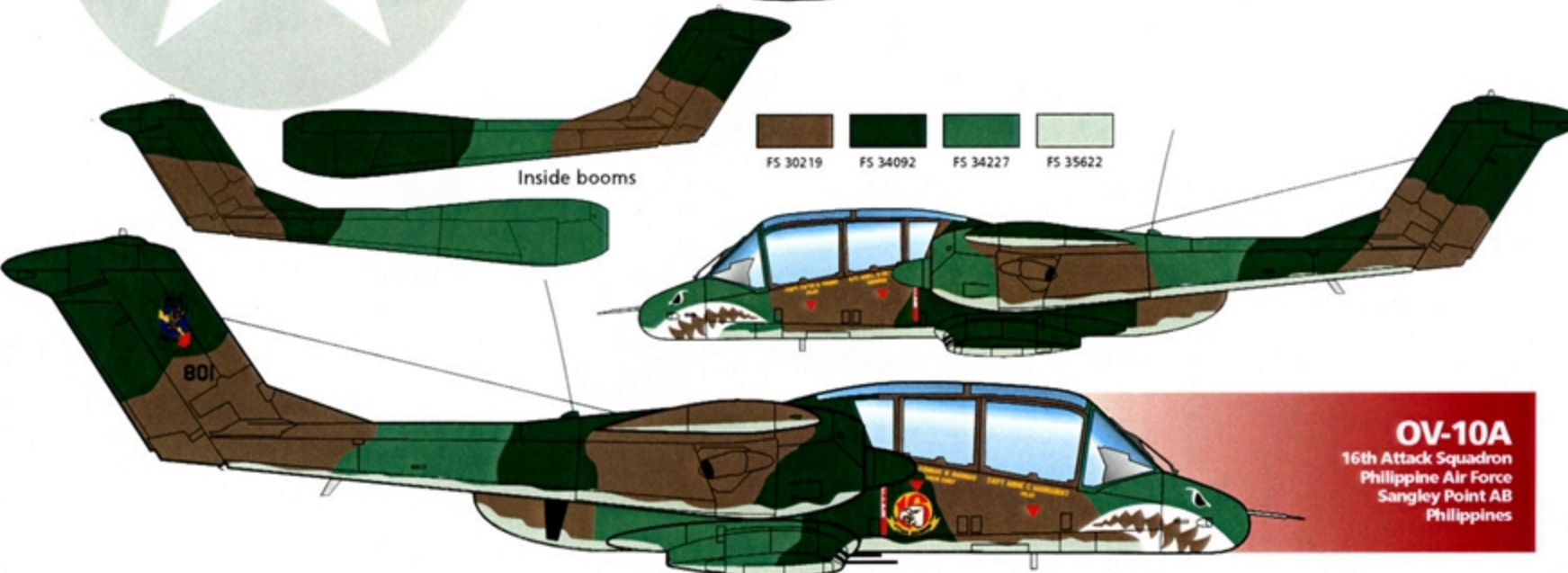
OV-10A

20th TASS/366th TFW
Lt Col Abe Kardong
Da Nang
Republic of Vietnam



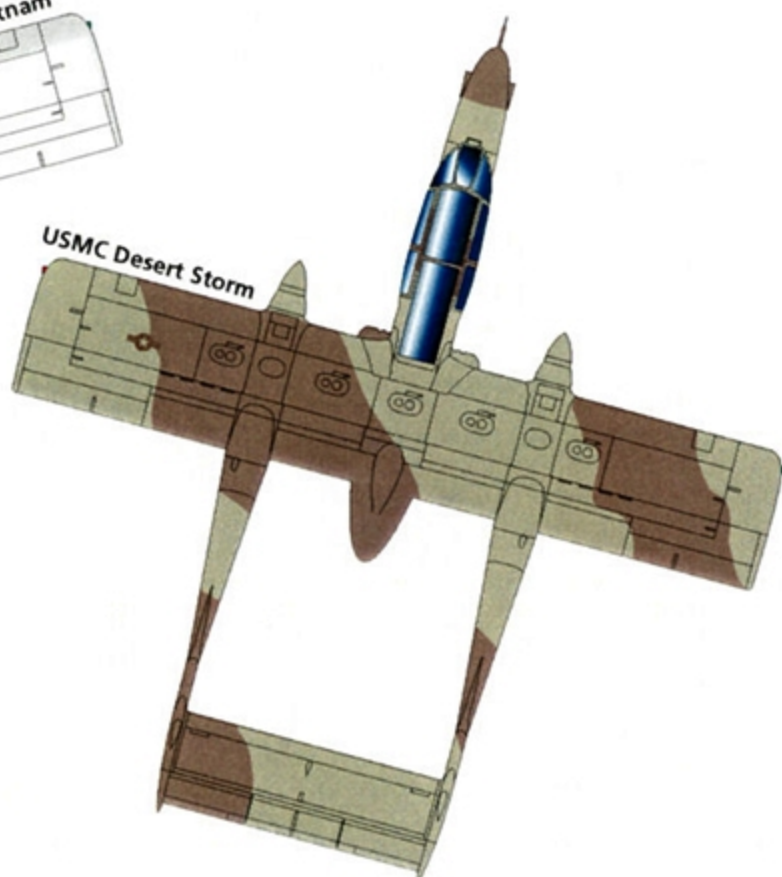
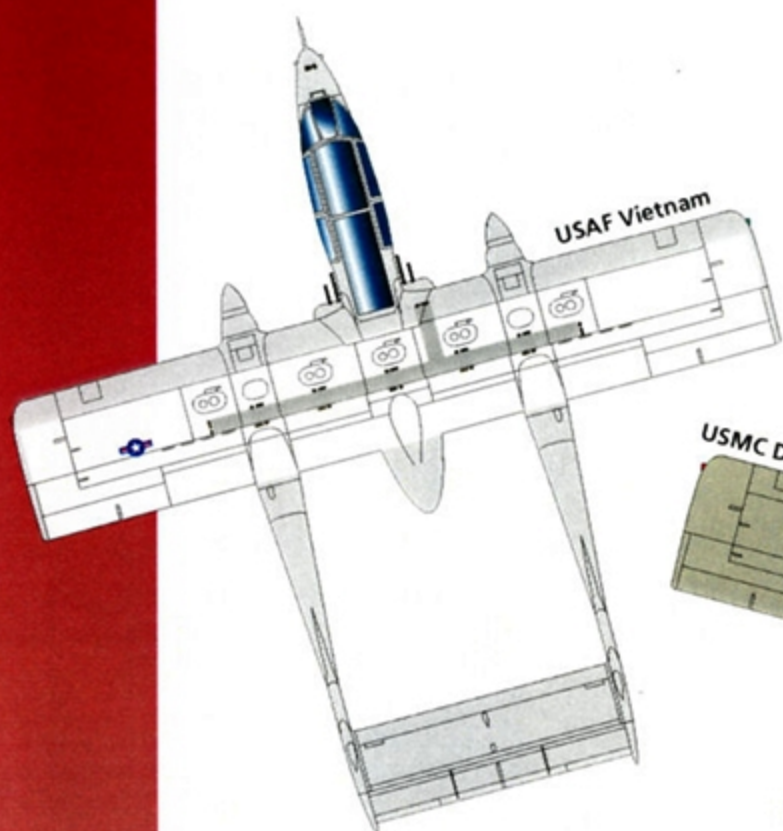


OV-10A

16th Attack Squadron
Philippine Air Force
Sangley Point AB
Philippines



Inside booms



..available from

Meteor

Productions[®]
Inc.

P.O. Box 3956, Merrifield, VA 22116 USA

☎ 703/971-0500 FAX 703/971-8111

www.meteorprod.com

Write, call, or visit our home page to order our 120+ page catalog of decals, kits, conversions, tools, books, magazines, etc., and we'll send it to you right away!

© Cutting Edge Modelworks, 2001



Notes on Specific Aircraft

USAF OV-10A

- This was a standard OV-10A.
- Color Scheme: FS 36473 gray overall with FS 17875 wing top.
- REFERENCES: OV-10 in action, Original photos

USN OV-10A

- Two decal options are provided for the horse insignia. The first has cutouts for the white numbers, the second doesn't. We've done this because we had no reference as to how the 15 overlapped the horse on the port side. Our cutout 15 for the port side is conjectural.
- Color Scheme: FS. 34097, FS. 36231
- REFERENCES: FAOW #45

USMC OV-10D

- Color Scheme: FS 30219 & white mix (80% 30219, 20% white), FS 30279 & white mix (20% 30279, 80% white), over FS 35237.

Applying the Decals

You probably already know all this stuff, so feel free to use your regular process; however, if you're new to aftermarket decals, here goes:

- Generally, use the Microscale Finishing System. We don't recommend extremely strong decal solvents such as Solvaset.
- Your model must have a smooth, glossy surface, as decals won't adhere well to matte surfaces. Use gloss paints or your favorite clear gloss overspray over matte or semigloss paint.
- Cut each subject out without trimming off the slight excess film (this helps the decal film disappear when dry).
- Put the decal in warm water that has a drop or two of liquid dishwashing soap or photo-flo for 10 seconds.
- When the decal will slide off the backing paper without forcing it, apply it to the proper position on your model. Slide the backing paper out from underneath.

- Gently blot off excess water and smooth out bubbles under the decal surface. If you wish, carefully brush on a mild decal softener such as Micro-Sol.
- When all decals are completely dry, gently wash off all excess decal adhesive.
- Finally, overcoat your model with a good quality gloss coat, followed by your choice of matte or eggshell clear topcoat.

Bibliography

Original photographs

Famous Airplanes of the World #45 OV-10 Bronco. Burindo Co., Ltd.

OV-10 Bronco In Action by Jim Mesko. Squadron/Signal Publications, 1995

Various magazine articles & clippings.

FS 595 Color Cross References

(Taken from the IPMS Color Cross-Reference Guide—used with permission)

FS 30219 Xtracolor X102, Modelmaster 1742, Gunze Sangyo H310, Floquil 303104

FS 30279 Pro Modeler 88-0025, Floquil 303174

FS 34079 Xtracolor X110, Modelmaster 1710, Mr Color 309, Tamiya XF58, Pro Modeler 88-0044, Floquil 303143/303243

FS 34092 Pro Modeler 88-0029, Floquil 303128/303172

FS 34097 Gunze Sangyo H073/H330, ModelMaster 1713, Mr Color 303, Pactra Acrylics A33, Xtracolor X116

FS 34102 Xtracolor X116, Modelmaster 1713, Gunze Sangyo H073

FS 34227 Pro Modeler 88-0031

FS 35237 Xtracolor X126, Modelmaster 1721, Mr Color 337, Gunze Sangyo H337

FS 35622 Floquil M203, Gunze Sangyo H314, ModelMaster 1722, Mr Color 314, Polly-S 877

FS 36231 Gunze Sangyo H317, ModelMaster 1740, Mr Color 317, Tamiya XF53, Xtracolor X131

FS 36473 Xtracolor X138, Modelmaster 1731, Gunze Sangyo H062, Tamiya XF66, Pro Modeler 88-0042, Floquil 303095/303251

FS 36622 Xtracolor X140, Modelmaster 1733, Gunze Sangyo H311

Special Thanks to:

Peter Steinemann

Dick Lohuis

Bert Anido

Tom Singfield

Richard Rattanamalaya