



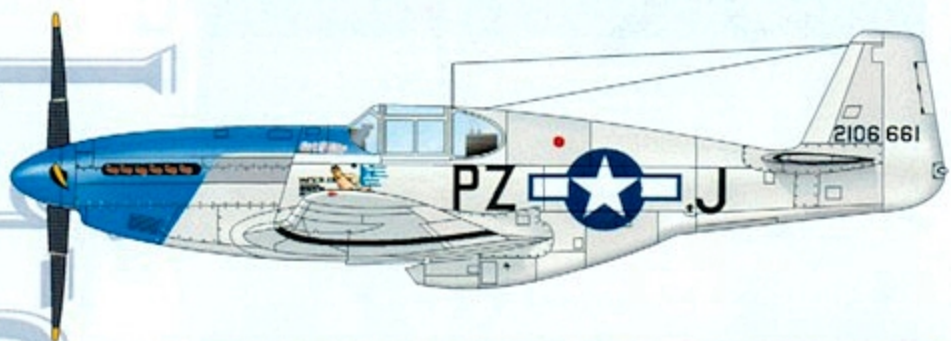
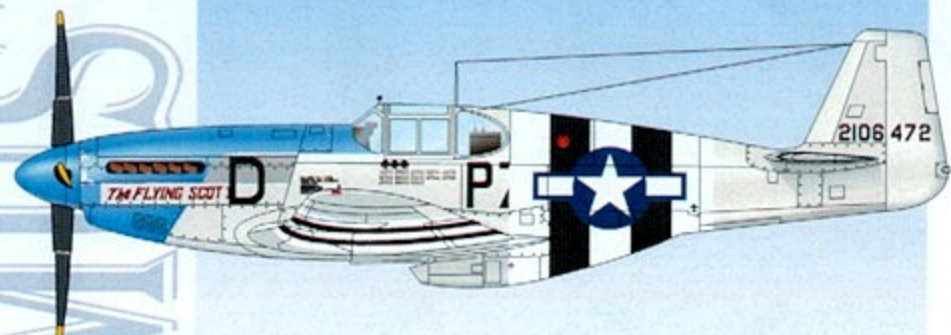
IP4810

# BLUE NOSE

BIRDS OF *Bodney*

IN PROFILE

PART 4 OF 6



SUGGESTED KIT: TAMIYA 1/48 P-51 FAMILY

# BLUE NOSE

## BIRDS OF *Bodney*

IN PROFILE — PART 4

A/C Type P-51B-10, s/n 42-106471.  
 Pilot & Unit Col. John C. Meyer, 487 F.S.  
 Locale & Date U.K. 1944.  
 Camouflage & Markings Natural Metal with Med. Blue nose. Black wing and stab stripes. Black rear view mirror. We are not sure whether the name "Lambie" was edged in Red or shaded in Red. Both versions are supplied. Modeller must center the Black name over the Red one if version no. 1 is used. Your choice!!

A/C Type P-51B-10, s/n 42-106472.  
 Pilot & Unit Lt. Murdoch Cuninghame, 486 F.S.  
 Lt. Carleton Furman, 486 F.S.  
 Locale & Date U.K. 1944.  
 Camouflage & Markings Natural Metal with Light Blue nose. Black ID bands on horizontal tails and full D-Day markings. Spinner, upper left nose and propeller were heavily chipped. Modeller must center the Black name over the Red piece. Letters too small to assure registration the normal way.

A/C Type P-51B-10, s/n 42-106661.  
 Pilot & Unit Maj. William O. Jackson, 486 F.S.  
 Locale & Date U.K. 1944.  
 Camouflage & Markings Natural Metal finish with Med. Blue nose. Black ID bands around wings and horizontal tails. No rear view mirrors. Hot Stuff was a Vargas girl artwork.

### A few facts about the 352 nd F.G.

This Fighter Group, better known as The Blue Nose Bastards Of Bodney, was one of the most colorful and famous of the 8th A.F.

Based at Bodney, Norfolk, UK in 1944, it had some of the best nose art artists of any airforce during W.W.II, as this series of decals will prove. Most of their A/C (never say all) were characterized by a Blue Nose, and according to our contributors, three very specific shades were used.


The dark shade matches German Imperial Infantry Blue (floquil's 303080) and it had a reddish tint to it. This color was used on most D's arriving after September 44 and on replacement aircraft, or repair jobs.

The medium blue has been identified as USAAC Blue 23 (floquil's 303275) and very likely the early B's and D's may have received this color.

The third color might have been an oxidation of these two colors. We suggest you add a drop or two of White or very Light Gray to the original shade if you must depict this weathering process.

Crew chief Art "Snoots" Snyder who was also the squadron barber, was one of their most talented artists, hence the barber pole and White/Red/Blue decorations. Two of his masterpieces were "Snoot Sniper" and "Preddy's Cripes A' Mighty".

We hope you enjoy this decal series on this very famous Fighter Group. Do not miss it !!



### stencil instructions

