



Third Group™



48-037

PO BOX 98865 • TACOMA WA 98498-0865 • USA


Tel: (253) 475-9505 ~ Fax: (253) 475-1597 ~ Email: tgdecals@aol.com

A THREE GEESE Publishing Company

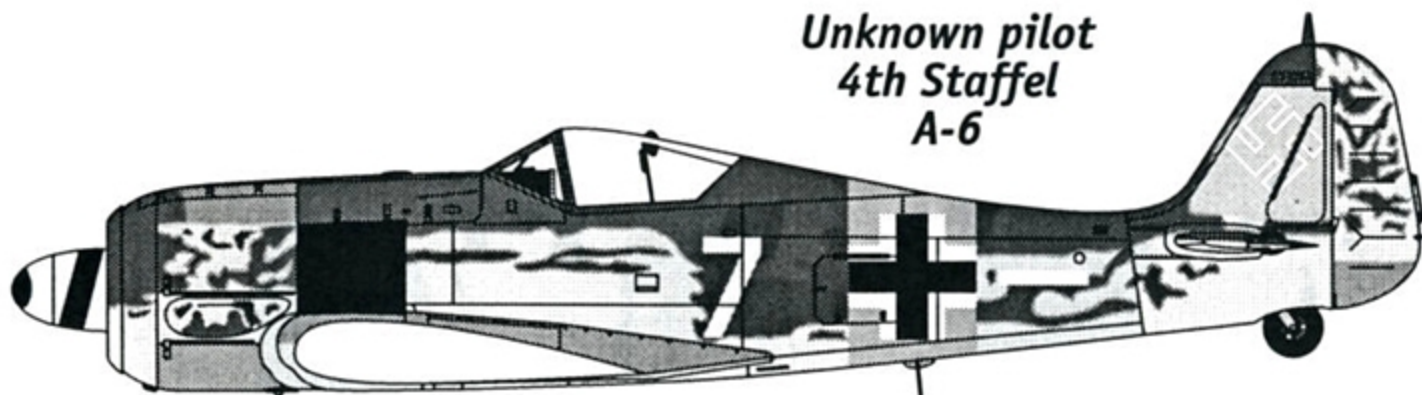
1:48
scale

JG 54 "Green Hearts" Focke-Wulf Fw 190A-6/8

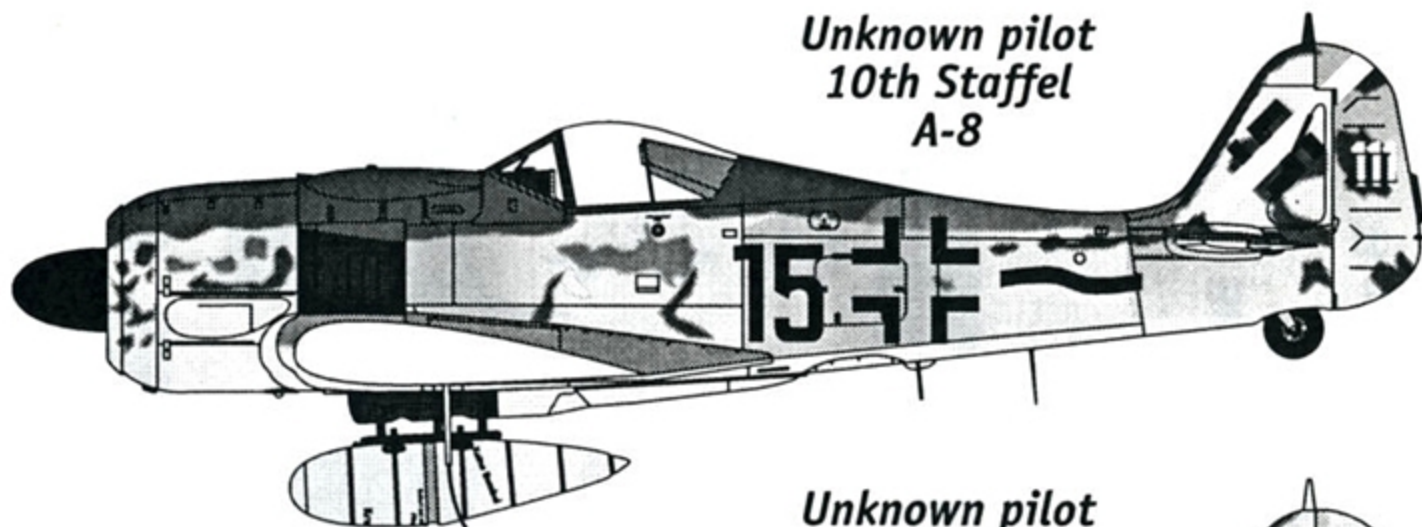
Maj. Erich Rudorffer
II Gruppenkommandeur
A-6



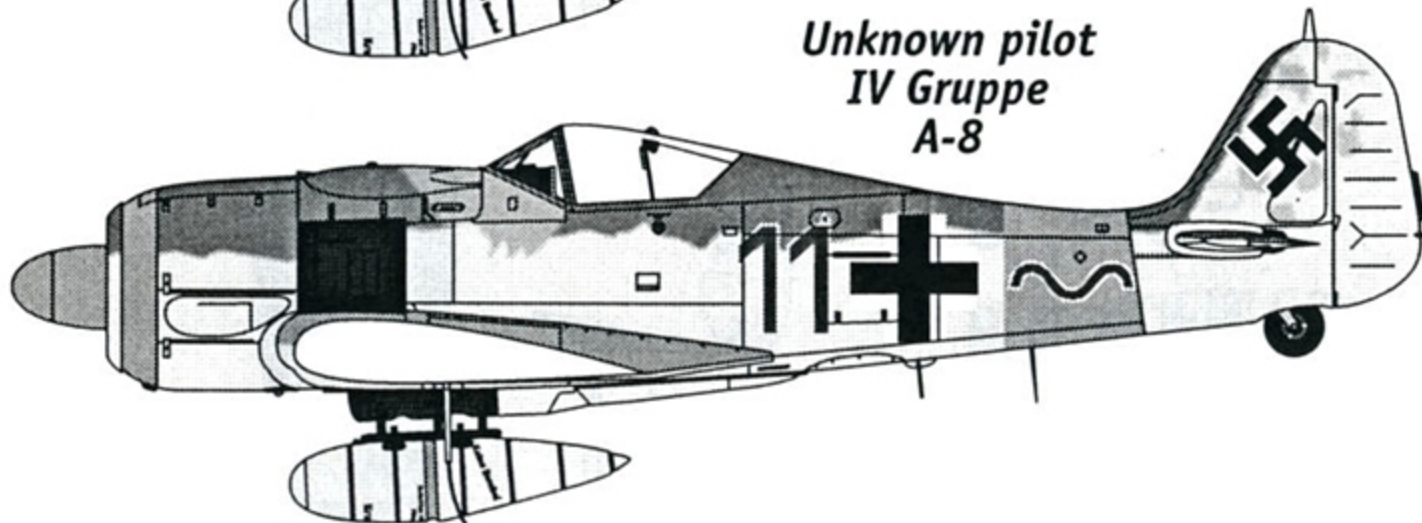
Unknown pilot
4th Staffel
A-6



Unknown pilot
10th Staffel
A-8



Unknown pilot
IV Gruppe
A-8



Some upper surface patterns are conjectural as they are washed-out in reference photographs or are not visible.

Contrary to popular belief, quite a number of Fw 190s had nonstandard upper surface camouflage.

Third Group considers RLM 82 to be dark green and RLM 83 to be light green.

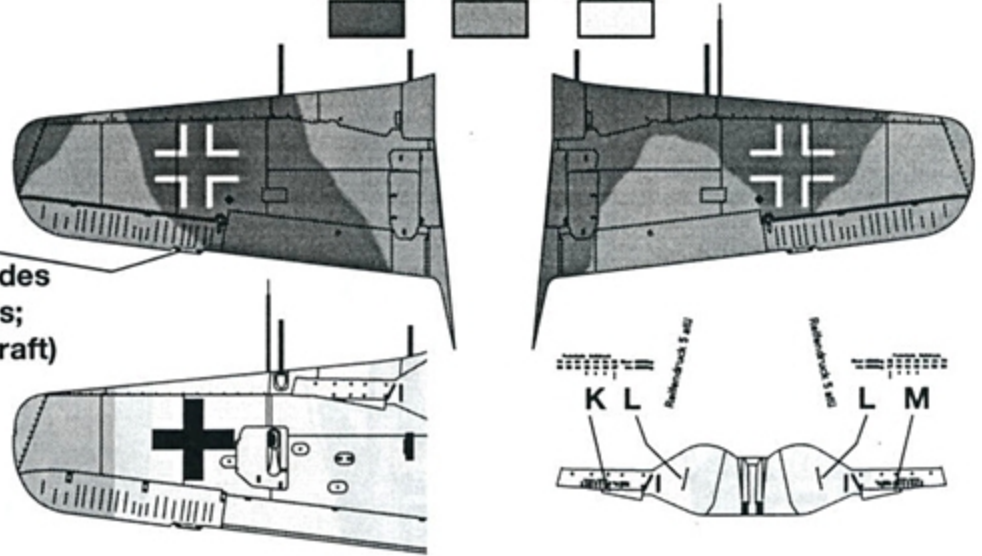
Note the different position of the main gear door stencils; they are not identical.

Upper wing crosses are Focke-Wulf standard, meaning they are nonregulation.

For scale plan views, enlarge by 200%

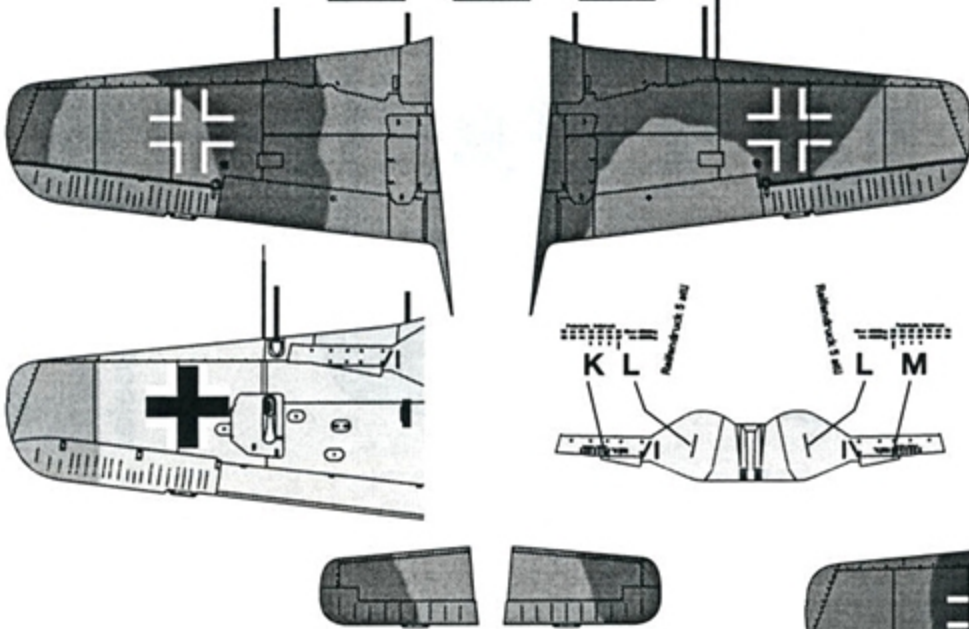
Black Double Chevron

RLM 74 RLM 75 RLM 76



White 7

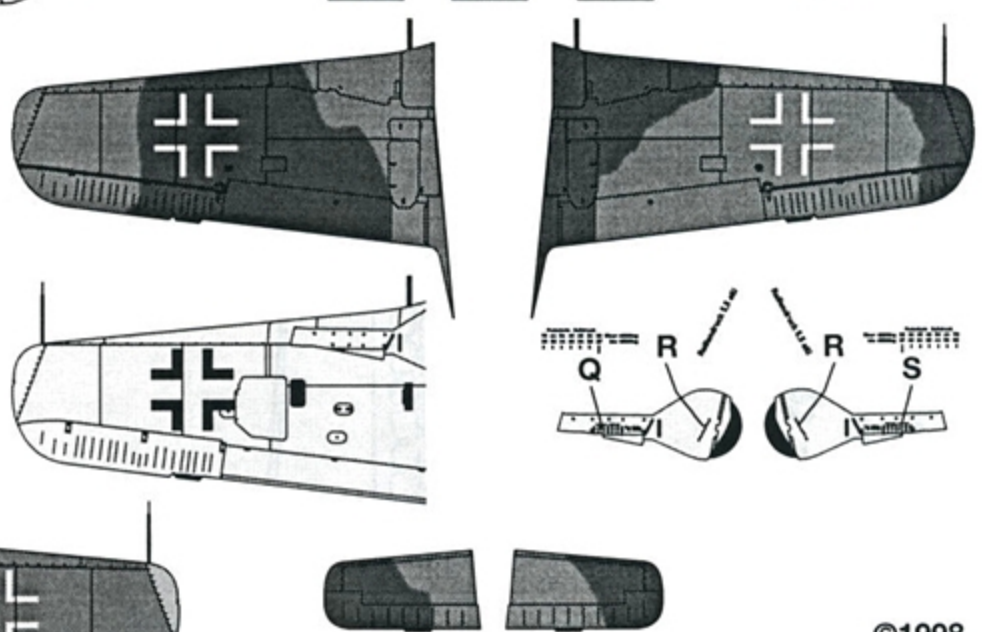
RLM 74 RLM 75 RLM 76



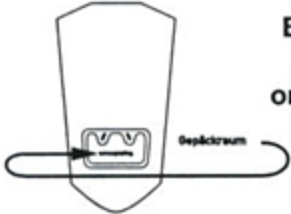
Droptank:
Black 15/17 - T, U
Red 11 (S, T)

Black 15/17

RLM 82 RLM 81 RLM 76



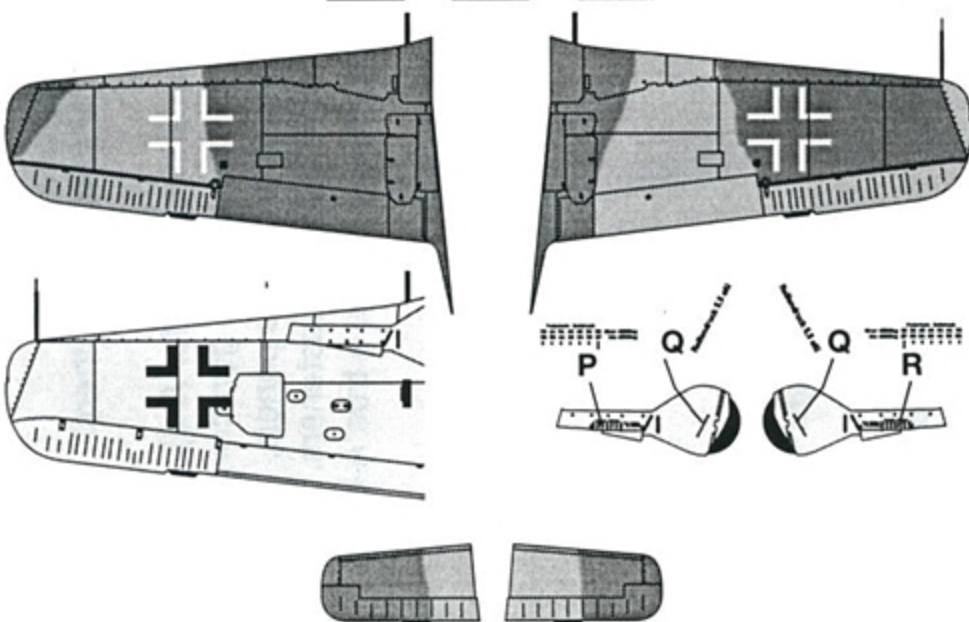
Forward



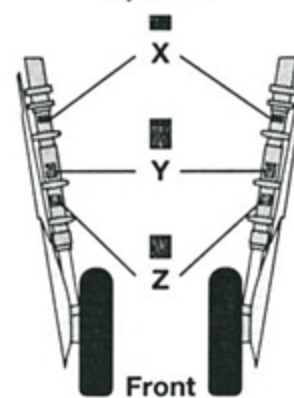
Black 15 (P), Red 11 (O), other (J).
Position stencil (black or white) on canopy rear decking so it would be readable from the front.

Red 11

RLM 81 RLM 83 RLM 76



Optional



©1998

REFERENCES

- A:** *Le Focke Wulf 190:* Jean Yves Lorant & Jean Bernard Frappé, 1981
- B:** *Luftwaffe Codes, Markings & Units 1939-1945,* Barry C. Rosch, 1995
- C:** *Luftwaffe Camouflage & Markings 1935-45, Vol. 3:* J. R. Smith & J. D. Gallaspy, 1977
- D:** *JG 54, Jagdgeschwader 54 Grünherz, Aces of the Eastern Front:* Jerry Scutts, 1992

Third Group™ – 48-037 – JG 54 “Green Hearts” – Focke-Wulf Fw 190A-6/8

For scale drawings, enlarge by 150%

Maj. Erich Rudorffer – II Gruppenkommandeur
Fw 190A-6 – WNr unknown
Immola, Finland – Summer 1944

Equipment: Inboard main gear doors.
 DF Loop antenna is missing from its mounting base.
 No centerline rack nor FuG 25a and Morane antenna.

Camouflage: RLM 74/75/76 with black-spiraled white spinner, yellow lower engine cowling, fuselage band, lower wingtips (unknown width), and rudder base. Fuselage sides heavily mottled with RLM 02/71/74.

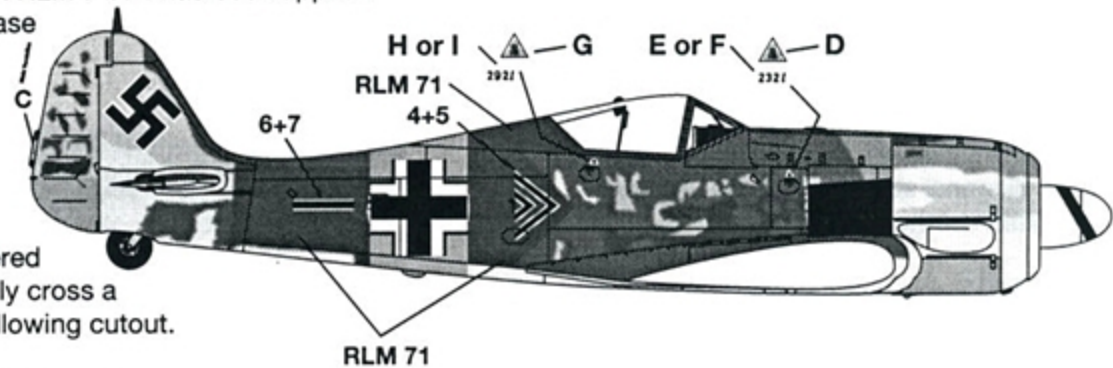
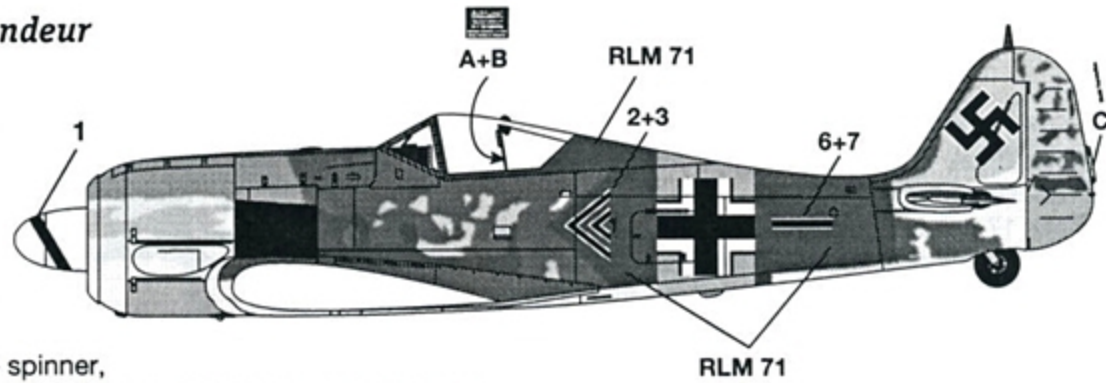
RLM 71 canopy framing but RLM 74 windscreen framing. The large area of RLM 71 around the II Gruppe bar might have been mottled with RLM 74, but it is difficult to tell in the reference photographs what is mottling and what is weathering, scuffing, etc. The rudder and most of the vertical fin has an RLM 02 overspray over which RLM 71/74 has been applied. The “bow tie” immediately above the yellow rudder base is probably grease and dirt.

Note the hairline of RLM 76 at the leading and trailing center edges of the right fuselage cross. Conjectural left profile.

Markings: White outline upper wing crosses, standard fuselage crosses, and probably white-bordered lower wing crosses. Spinner spiral designed to partially cross a propeller blade cutout and end at the corner of the following cutout.

Stencils: Known stencils are G, K, L. Note that **G** is forward of center relative to the fuel filler cap. Upper ticks of **K** and **M** have been omitted for fit.

References: A - 250; C - 83; D - 100.



Unknown pilot – 4th Staffel
Fw 190A-6 – WNr 531054
Immola, Finland – Summer 1944

Note: A front-left photo of a II Gruppe A-6 is on page 81 of Reference C, and it may or may not be White 7. If it is White 7, or you believe it to be so, be sure to mottle the left side of the vertical tail. Also, note the lack of a II Gruppe badge.

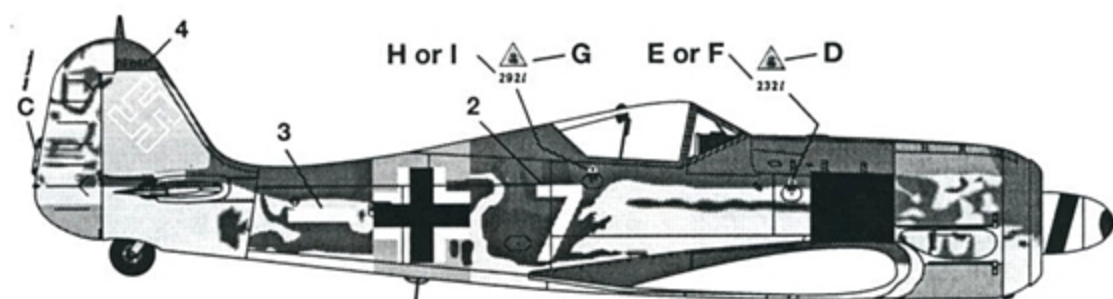
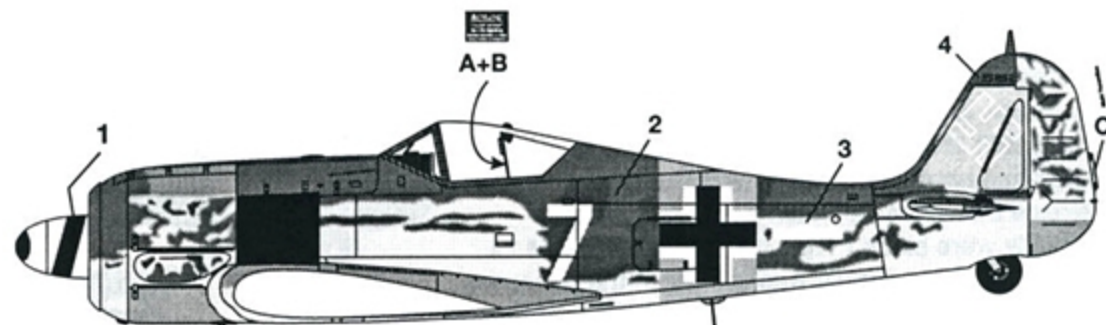
Equipment: Inboard main gear doors and DF Loop antenna. No centerline rack nor FuG 25a and Morane antenna.

Camouflage: RLM 74/75/76 with black-spiraled white spinner, yellow lower engine cowling, fuselage band, lower wingtips, and rudder base. Fuselage sides heavily mottled with RLM 71/74. Note the notch in the yellow fuselage band above the right-upper arm of the fuselage cross. It is doubtful if it was this way on the left side. A large patch of fresh RLM 76 has been applied to the vertical fin. Conjectural left profile.

Markings: White outline swastikas, white-bordered fuselage and lower wing crosses, and probably white outline upper wing crosses. Spinner spiral (note the counterclockwise wrap) is designed to partially cross a propeller blade cutout and end at the corner of the following cutout.

Stencils: Known stencils are K and L. Upper ticks of **K** and **M** have been omitted for fit.

References: A - 179 & 246; B - 217; C - 73.



Third Group™ – 48-037 – JG 54 “Green Hearts” – Focke-Wulf Fw 190A-6/8

For scale drawings, enlarge by 150%

Unknown pilot – 10th Staffel
Fw 190A-8 – WNr unknown
Germany – May 1945

Note: Black 15 was a IV Gruppe Fw 190A-8 that crash landed during 1945. Black 17 has been provided as an alternative as it was similarly marked. Although Black 15 and 17 were sister aircraft, the style of numbers varied slightly. Should you opt for Black 17, do not place the Werknummer (8) on the rudder.

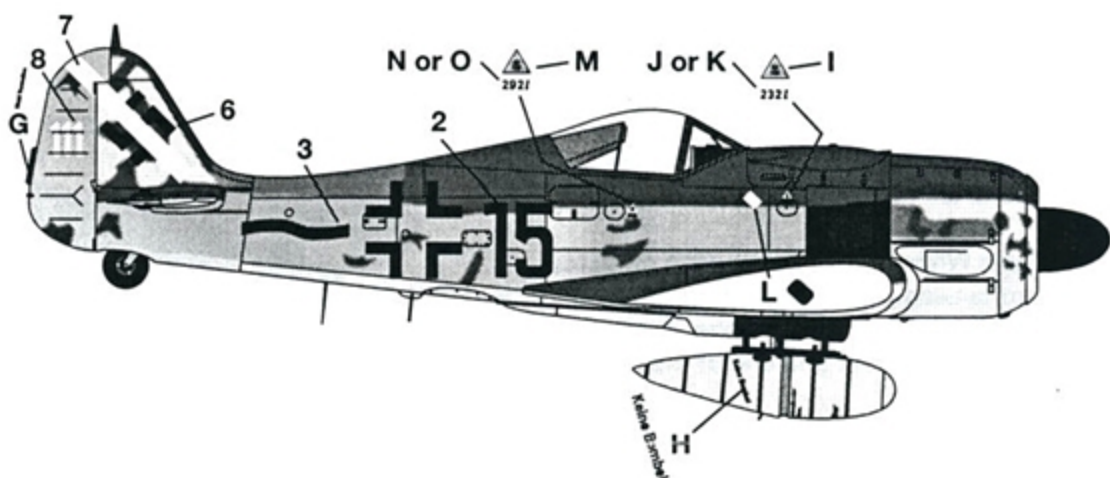
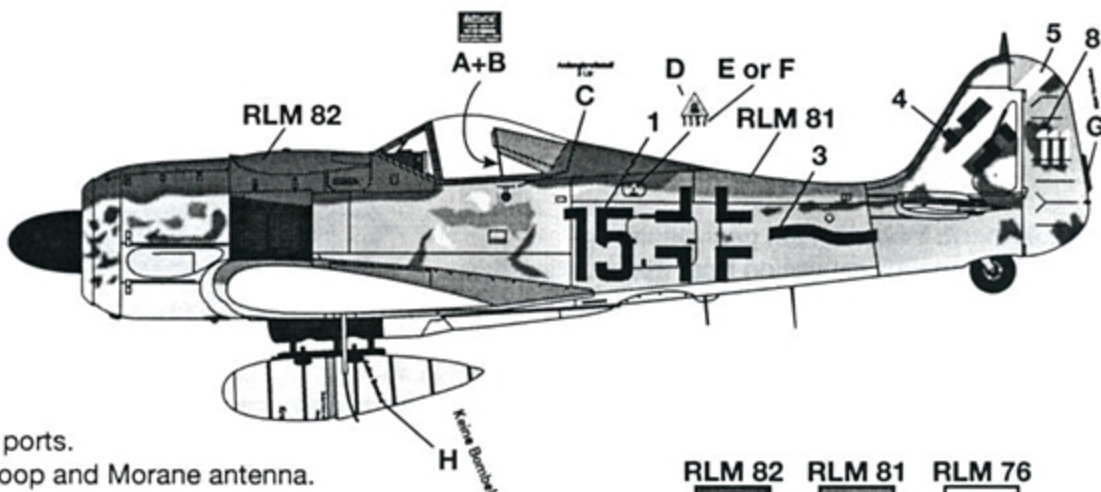
Equipment: Faired signal port and outboard wing gun ports. Probable blown canopy, ETC 501 centerline rack, DF Loop and Morane antenna.

Camouflage: RLM 81/82/76 with an RLM 02 oversprayed fuselage broken up with RLM 81/82 mottling. Black spinner, exhaust panels, and red trim tabs.

Markings: White outline upper wing crosses, black outline fuselage and lower wing crosses. Solid black swastikas. A white diagonal stripe runs through the swastikas. Place the swastikas first and then the white diagonal stripes. Note the different orientation of the IV Gruppe bars (3).

Stencils: Known stencils are D, G (rudder), L, M.

Reference: A - page 370.



Unknown pilot – IV Gruppe
Fw 190A-8 – WNr unknown
Germany – 1945

Note: Other decal companies list Red 11 as having the spinner, cowl ring, and fuselage band as faded RLM 24 (blue). However, the reference photograph shows the left fuselage cross with an RLM 82 fill, but this is due simply to the reference photograph being washed out. (Notice the “RLM 82” main wheel hubs that actually were black.) Thus we believe the RLM 24 is not faded but simply washed out in the reference photograph. There are those that believe that Red 11 belonged to JG 11, in which case the blue would have been yellow.

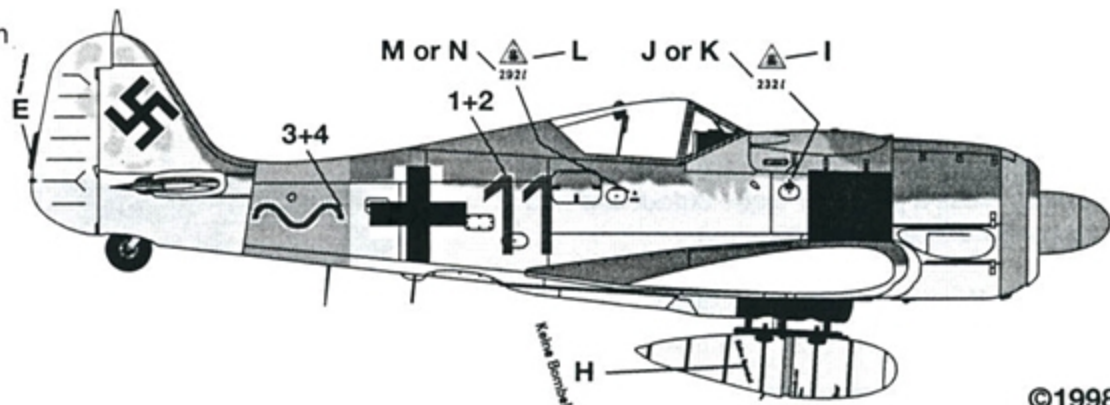

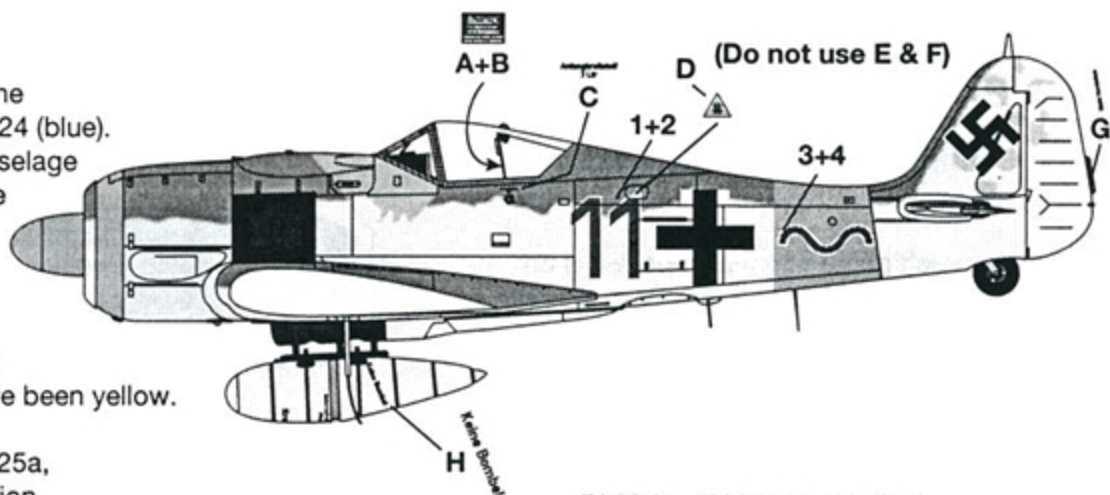
Equipment: ETC 501 centerline rack, DF Loop, FuG 25a, and Morane antenna. Unknown armament configuration.

Camouflage: RLM 81/83/76 with blue spinner, engine cowl ring, and RVT fuselage band, black exhaust panels, and probably red trim tabs. Unknown color of lower engine cowl (probably RLM 76 or yellow). Area around windscreen and also the vertical tail are not visible in the reference photograph. Conjectural right profile.

Markings: White-bordered fuselage crosses, and probably white-bordered lower wing crosses, white outline upper wing crosses, and white-bordered swastikas.

Stencils: None known.

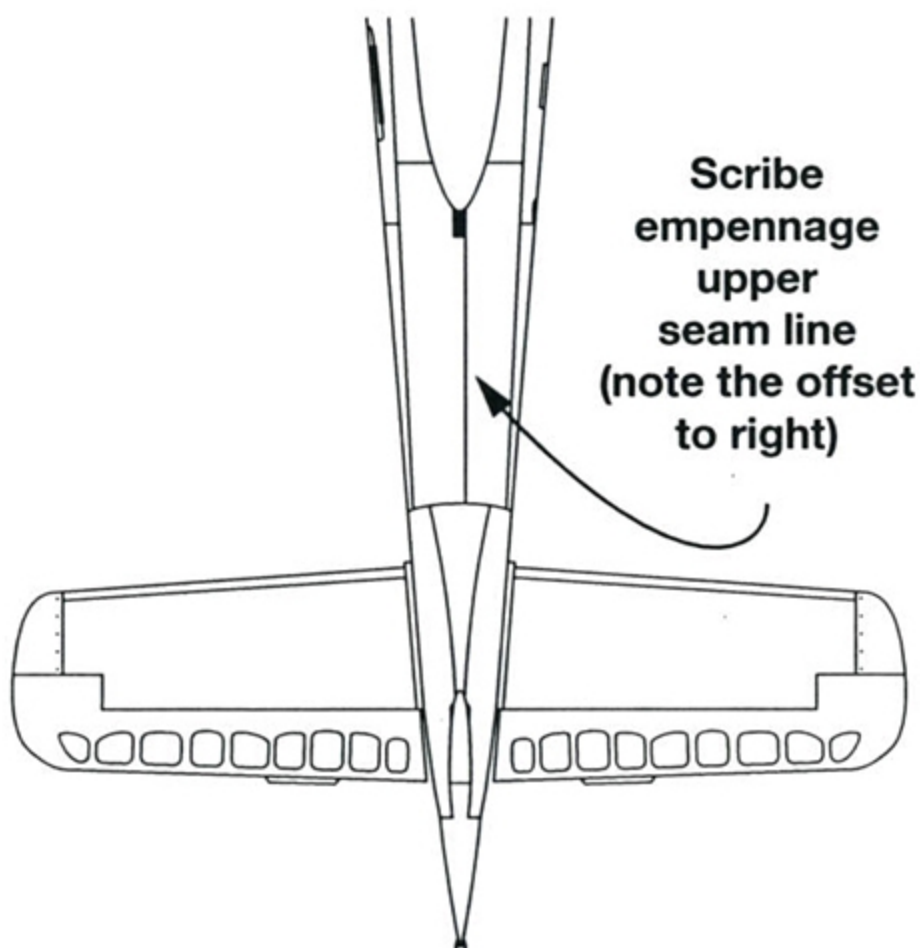
Reference: A - page 372.



Drawings based on DML A-5 and A-8.
Decals designed for same,
though they may be suitable for others.

DML's A-5 (recommended basis for A-6)
is essentially their A-8 kit with an A-5/6 gun cowling.
No changes were made to access panels,
cowl gun troughs or the adjacent fasteners.
Presently, no model company makes a true A-6.

Although it is beyond the scope of
these instructions to cover accurization,
below is a modification you may wish to perform.



Other Releases .

48-022 – He 111H-4/P – KG 26 & 27

48-023 – He 219A-7 Nachtjäger – NJG 1

48-028 – Bf 109F-4/Trop – III/JG 27

48-036 – Fw 190D-9 – JG 26

48-040 – Bf 109G-6/14 – ANR II° Gruppo Caccia

©1998