

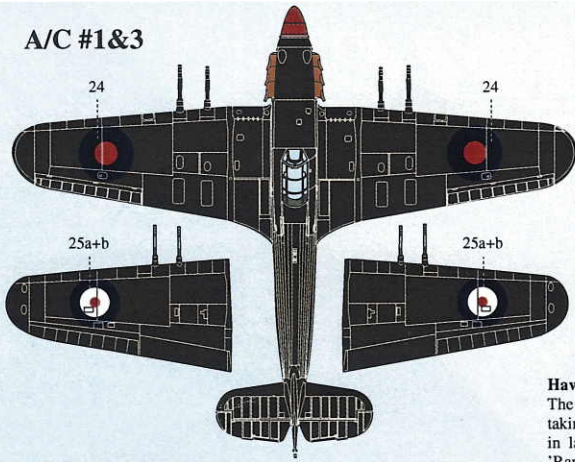
1 Hawker Hurricane Mk.IIc BE500 LK-A 'United Provinces Cawpore I'. Squadron Leader D.G. Smallwood DFC, 87 Squadron RAF, Charmy Down, early 1942. 87 Squadron was one of the first to convert to the night fighter role. Sqn. Leader Smallwood commanded the squadron between 1941-42. Most intercepts during this period being made entirely without on-board radar.

2 Hawker Hurricane Mk.IIc Z3092 QO-T. 3 Squadron RAF, Stapleford Tawney, September 1941. During this period, Z3092 was camouflaged in an interim Day Fighter Scheme of Mixed Grey and Dark Green uppersurfaces. 3 Squadron was one of the first to commence Intruder operations

3 Hawker Hurricane Mk.IIc Z3971 SW-S 'Samastimans II'. 253 Squadron RAF, Highaldstow, late 1941. During this period, 253 Squadron was tasked with the night defence of the Midlands region of the UK. Note the unusual use of grey codes and serials on the Special Night finish.

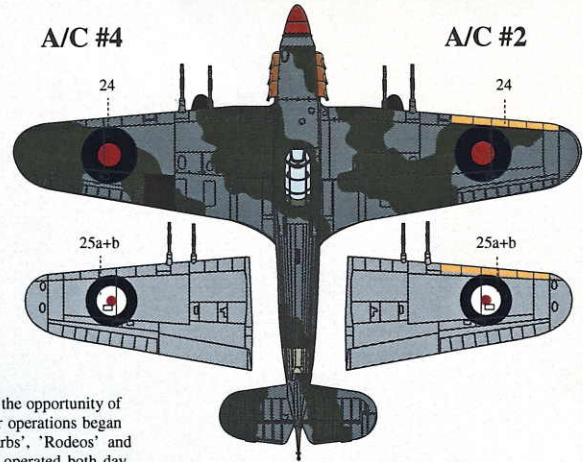
4 Hurricane Mk II C Serial No. HL864 code LK ?. A/C used in night intruder operations during September 1942. "A" pattern scheme that seems very weathered and patched up. Black spinner.

A/C #1&3



Hawker Hurricane Mk.IIc - Night Fighter
 With the start of the Luftwaffe's night bombing campaign against Britain, it soon became apparent that the RAF sadly lacked an aircraft of good night fighting capability. As a stop-gap measure the Hawker Hurricane was pressed into this role. Although for a long time, without any radar intercept equipment, the Mk.IIc made up for this with its four 20mm Hispano or Oerlikon cannon fire power. While not contributing much the Luftwaffe night bomber losses, the Hurricane helped establish combat techniques and night fighting technology that would benefit the later dedicated night fighting force of Beaufighters and Mosquitos.

A/C #4



A/C #2

References:

- The Hawker Hurricane 1939-1945 in RAF, Commonwealth and FAA service, HC Bridgwater, Combat Colours No.2, Scale Aircraft Modelling Colours, Guideline Publications
- Hawker Hurricane, Peter Jacobs, Crowood Aviation Series, The Crowood Press
- The Hawker Hurricane IIc, Francis K Mason, Aircraft in Profile Volume 1, Profile Publications Limited
- Hurricane at War, Chaz Bowyer, Ian Allen Ltd.

Hawker Hurricane Mk.IIc - Intruder

The end of the Battle of Britain provided the RAF with the opportunity of taking the fight back to the enemy and various intruder operations began in late 1940. Cross-Channel raids known as 'Rhubarbs', 'Rodeos' and 'Rangers' (dependent on the number of aircraft) were operated both day and night. The Hurricane Mk.IIc gained a reputation as a night intruder, where its powerful gun platform disabled many returning Luftwaffe bombers as they prepared to land on their aerodromes in France.



* FOR MIXED GRAY, MIX BLACK AND WHITE IN A 1:7 RATIO. EASY ??

Recommended 1/48 Kits:

- Hawker Hurricane Mk.IIc - Revell
- Hawker Hurricane Mk.IIc - Hasegawa
- Hawker Hurricane Mk.IIc - Hobbycraft


Decaling: Apply decals only to a glossy surface.

1. With a sharp scissors or knife, carefully cut item to be used, being careful of not cutting off the clear film around it or that belonging to an adjacent item.
2. Submerge in clean tap water for over 10 seconds and lay over an absorbent paper towel. Decal will slide freely in about 20 seconds. Do not leave decal on water bowl over ten seconds, or adhesive quality will suffer.
3. With a clean brush, apply a setting solution to the area where the decal will finally lay. (Micro, Super or Aero Set will do). With a clean pointed brush slide the decal on to the final area. Allow the setting solution to dry for about 3-5 minutes.
4. With another clean brush, apply a solvent solution over the decal (Micro, Super or Aero Sol will do). Do this if possible in one stroke since your decal will soften up and wrinkle immediately. This is an important step in the process, whatever you do DO NOT TOUCH THE DECAL, after this process until it is totally dry, preferably overnight.
5. When thoroughly dry, rinse your model with tap water and mild soap to wash of excess glue.
6. Finish your model with the desired final coat (gloss, flat, or semi-gloss).

EAGLE STRIKE Productions 12982 SW 132nd Ave. Miami, FL. 33186 U.S.A Ph: (786) 293-6859, Fax: (786) 293-9286.

48124

hurricanes



Suggested Kit: Hasegawa F-14A/F-14D Tomcats

hurricanes

PART 1

48124