

# RED GECKO PRODUCTIONS® FIRE TANKERS No. 1



RG-001.48  
1/48 Scale

## OV-10A Air Attack Controllers

California Department of Forestry and Fire Protection  
CDF and Cal Fire

CDF Broncos carried many variations of their signature red, white and black color scheme. Except for anti-glare panels and areas stained by exhaust, colors are very glossy.

**SCHEME I** used red tail, wingtips and cabin stripes, with the tops of the tail caps, engine nacelle detail and anti-glare panel in black. CDF and the aircraft registration number were carried on the outboard sides of the engine nacelles in black, with FIRE carried on the outboard sides of the vertical tail in white. CDF shield and two-digit aircraft ID number on the nose.

**SCHEME II** was similar, except that the tail caps were now all black, with CDF in white moved to the tail cap. CDF in white was added to top and bottom of the horizontal tail. Aircraft ID number was usually of the slanted style. The aircraft base was frequently added in white script under the pilot's cockpit, occasionally as "Air Attack (base)".

**SCHEME III** carried "CAL FIRE" on the vertical tail, with the aircraft ID number (slanted style) in white on the tail cap. The aircraft ID number (slanted style) and CAL FIRE shield carried on the nose. Wings wore red panels midway between wingtips and engine nacelles.

**NOTE:** Styles and widths of cheat lines, pinstriping and engine nacelle treatment varied between aircraft, and were applied in various ways at different times. Also, not all aircraft carried the propeller warning stripe. These aircraft were well photographed, making photographic reference your best guide.


The tops of slanted style numbers slant toward the rear.

Red markings are matched to Testors enamel no. 1103.

The green of the CDF logo is officially "forest" green, very close to FS14062. The actual color was often lighter, or brighter, or both. Testors green 1124 is a nice compromise. We have left it to you, the modeler, to paint the background in the color that suits your needs. Paint and apply the provided background shape to the model prior to applying the rest of the CDF shield.


### Confirmed OV-10A CDF aircraft:

Registration	Aircraft ID	Home Base
N400DF	440 / 505 CalFire 410	Colombia, CA Porterville, CA
N401DF	31 / 310	Hemet, CA
N402DF	210	Chico, CA
N403DF	24 / 240 / 300	Redding, CA
N407DF	430	Fresno, CA
N408DF	230	Grass Valley, CA
N409DF	330	Ramona, CA
N410DF	110	Ukiah, CA
N413DF	120	Rohnerville, CA
N414DF		Mather, CA
N415DF	460	Hollister, CA
N418DF	340	Paso Robles, CA
N419DF	410	Porterville, CA
N421DF	240 / 440	CDF Spare
N429DF	310	CDF Spare
N430DF		CDF Spare

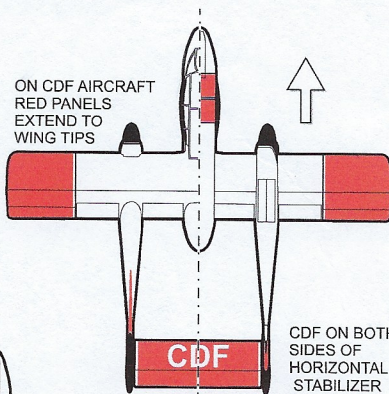


ANTI-GLARE  
PANEL ON  
EARLIEST  
SCHEME  
ONLY

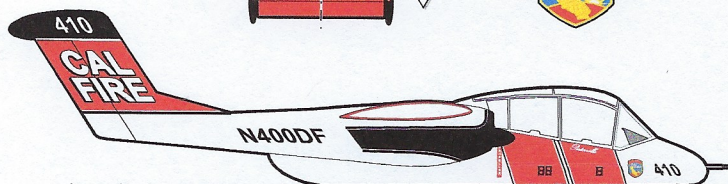
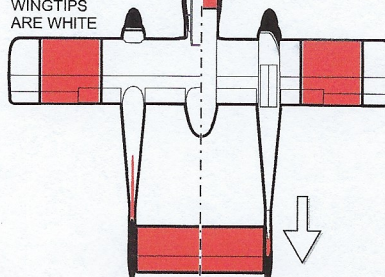
NOTE: CHEAT LINES AND NACELLE TREATMENT  
VARIES BY INDIVIDUAL AIRCRAFT AND BY DATE




GREEN IN THE CDF  
SHIELD HAS BEEN  
OBSERVED IN A  
RANGE OF SHADES



ON CAL-FIRE  
AIRCRAFT  
WINGTIPS  
ARE WHITE

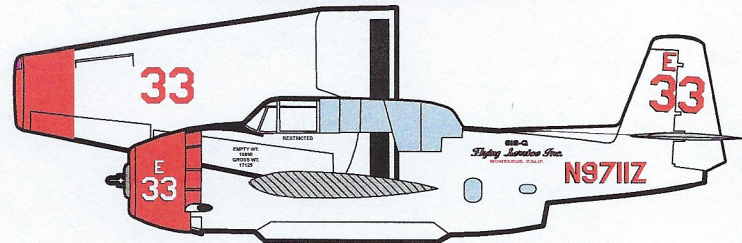


Drawn by C. P. Schenfeld



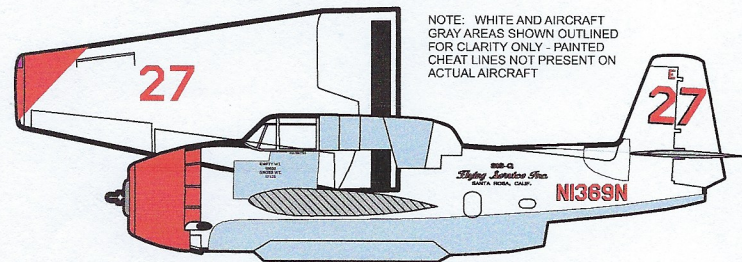
**TBM E60** - TBM-3 BuNo. 85595

Operated by TBM, Inc., Bakersfield and Tulare, CA, 1959 - 74  
 Aluminum lacquer overall, with the modified canopy in aircraft gray.  
 Yellow cowl, tail surfaces and wing tips (note scallop pattern).  
 Day-Glo red belly and wing stripes.  
 Black "60" on cowl, tail, and top and bottom of starboard wing only.  
 Black anti-glare panel and wing walkways.  
 Prop blades front white with black 9" at hub, yellow tips, black back.  
 The day-glow eventually faded to an orangish-tan, with the belly heavily stained (pinkish) by the borate fire retardant. Also, the colors of TBM, Inc logo quickly faded.



**TBM E33** - TBM-3S BuNo. 53697

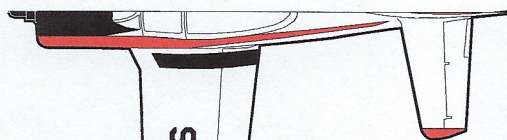
Operated by Sis-Q Flying Service, Montague, CA, 1969.  
 Aluminum lacquer overall, with the modified canopy in aircraft gray.  
 White rudder, vertical tail surfaces and top of fin fileet.  
 Red cowl and wing tips.  
 Red "33" on vertical tail (shadowed); and, top of port wing and bottom of starboard wing.  
 White "33" on cowl (shadowed).  
 Black anti-glare panel and wing walkways.  
 Prop blades black front and back.  
 Note fuselage windows painted aircraft gray.



NOTE: WHITE AND AIRCRAFT GRAY AREAS SHOWN OUTLINED FOR CLARITY ONLY - PAINTED CHEAT LINES NOT PRESENT ON ACTUAL AIRCRAFT


**TBM E27** - TBM-3 BuNo. 85715

Operated by Sis-Q Flying Service, Santa Rosa, CA, 1970 - 72  
 Aluminum lacquer overall, with areas of aircraft gray and natural metal.  
 White rudder, vertical tail surfaces and top of fin fileet.  
 Aircraft gray belly and modified canopy  
 Red cowl and wing tips (note angled panels).  
 Red "27" on vertical tail (shadowed) top of port wing and bottom of starboard wing. No number on cowl.  
 Black anti-glare panel and wing walkways.  
 Prop blades natural metal fronts, back black from 12" from hub, tips red.  
 Note aft section of modified canopy painted aircraft white.



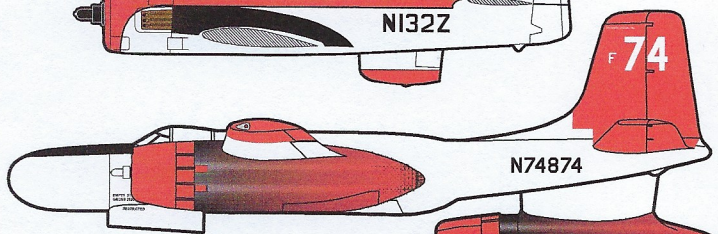
**T-28** - T-28B BuNo. 137645

Operated by U. S. Forest Service, Albuquerque, NM, 1966 - 72  
 White overall with black anti-glare panel, exhaust mask and wing walkways.  
 Black "USFS" top of port and bottom of starboard wings (probably).  
 Red with black pinstripe on tips of wings, vertical and horizontal tail surfaces; also, fuselage flash and cowl trim.  
 Black propeller hub, and blades front and back.




**A-26 F74** - A-26C SerNo 44-34508

Operated by Rosenbalm Aviation, Inc., Medford OR, 1969 - 72  
 White overall with black anti-glare panel.  
 Red cowl and engine nacelles; wing tips; and, rudder, vertical and horizontal tail surfaces.  
 Black "74" top of port and bottom of starboard wings (probably).  
 Note nose shape approximates that of the "8-gun" version. Also, note "RESTRICTED" on nose gear door, and nacelles heavily stained from exhaust.



**A-26 Tanker 11** - A-26C SerNo 44-35661

Operated by Air Spray Ltd., Red Deer, Alberta Canada, 1979-2004  
 Yellow overall with black cowl and engine nacelles.  
 Black "C-FCBK" top of starboard and bottom of port wings.  
 Note Nose shape approximates that of the "glass-nose" version.  
 Also note nacelles heavily stained from exhaust.



**NOTE:**

Red markings matched to Testors enamel no. 1103.  
 Use provided stripe material of the appropriate width to make pin stripes and cheat lines where required.

**CONVERSION AND DETAIL RESOURCES:**

Lone Star Models, Inc. (Mike West)  
<http://www.lonestarmodels.com/>  
 TBM Fire Bomber Conversion LSM0155  
 T-28 Details LSM0280, 0281, 0282, 0283

**RESEARCH RESOURCES:**

[www.warbirdregistry.org](http://www.warbirdregistry.org)  
 Aero Research Co. (Aeroresmodel@AOL.com)  
 "Fire Tankers" (5001) pt.1, (5002) pt.2, (5003) pt.3

Disclaimer: Drawings are provided as an aid in decal placement only. Drawings are not to scale. Do not scale or use as detail, shape or size reference. Some markings (noted) are conjectural based on markings observed on similar aircraft.

Drawn by C. P. Schenfeld