


48080

Part 2 Fokker D.VII

Fokker



EAGLE STRIKE
Productions
12982 SW 132 Ave Miami,
Fl. 33145 U.S.A
PH (786) 293-6859

Decaling: Apply decals only to a glossy surface.

1. With a sharp scissors or knife, carefully cut item to be used, being careful of not cutting off the clear film around it or that belonging to an adjacent item.
2. Submerge in clean tap water for over 10 seconds and lay over an absorbent paper towel. Decal will slide freely in about 20 seconds. Do not leave decal on water bowl over ten seconds, or adhesive quality will suffer.
3. With a clean brush, apply a setting solution to the area where the decal will finally lay. (Micro, Super or Aero Set will do). With a clean pointed brush slide the decal on to the final area. Allow the setting solution to dry for about 3-5 minutes.
4. With another clean brush, apply a solvent solution over the decal. (Micro, Super or Aero Sol will do). Do this if possible in one stroke since your decal will soften up and wrinkle immediately. This is an important step in the process, whatever you do **DO NOT TOUCH THE DECAL**, after this process until it is totally dry, preferably overnight.
5. When thoroughly dry, rinse your model with tap water and mild soap to wash of excess glue.
6. Finish your model with the desired final coat (gloss, flat, or semi-gloss).



48080

Fokker

Part 2 Fokker D.VII



Suggested Kit: DML/Aurora/Monogram Fokker D. VII

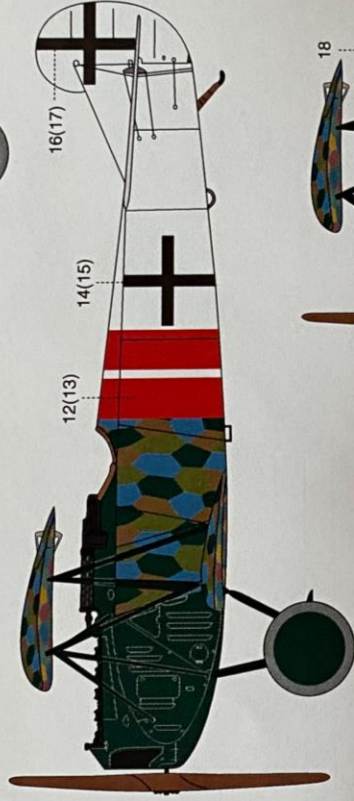


A/C Type Fokker DVII, S/N 402/18.

Pilot & Unit Vzfw. Max Holtzen, Jasta 16B.

Date 1918.

Camouflage & Markings Wheel covers and nose are painted Cobalt Blue. Five color lozenge fabric throughout. Gray outer wing struts. Panel directly underneath the machine guns seems to be Dk. Green.



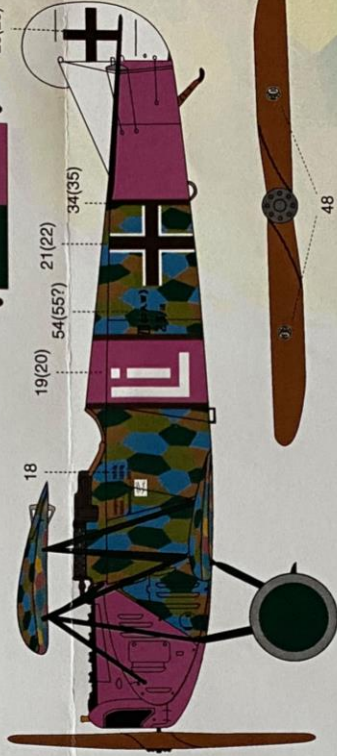
A/C Type Fokker DVII (oav), S/N 4487/18.

Pilot & Unit Lt. Rudolf Stark, Jasta 34B.

Date 1918.

Camouflage & Markings Four color lozenge fabric wings and fuselage, with Lilac nose. Fuselage, wing band and empennage, outlined with Black. White fin and rudder. Green struts.

Remarks Landing gear winglet was painted down the middle in Lilac (right side) and Green (left side). Center section of lower wings was Green. Wheel covers may have been Green or lilac.



Left

Right

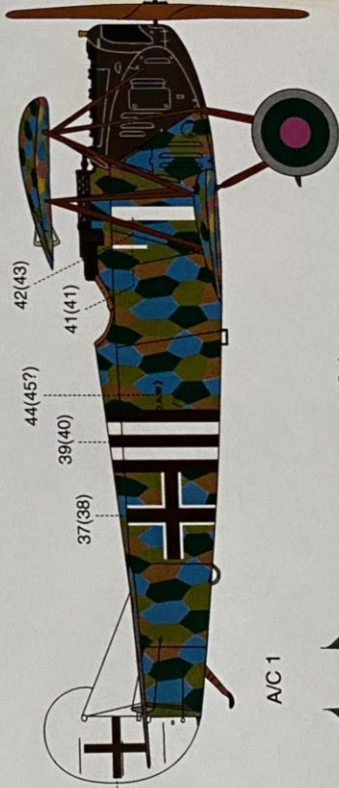


A/C Type Fokker DVII (oav), Unknown s/n.

Pilot & Unit Gefr. Xavier Prey, Jasta 35B.

Date 1918.

Camouflage & Markings Four color printed lozenge camouflage. Black cowling metal parts and Black lower wing chevron. Black/White fuselage stripes and White upper wing chevron. Some sources indicate a Purple or lozenge covered wheel caps. Green struts and wheel plane.



A/C 1



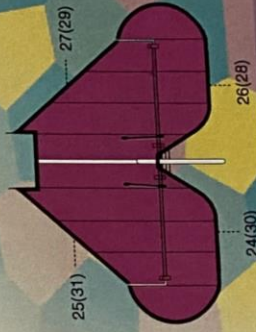
A/C 4



45?



A/C 3



A/C 3

Catch us on the net!



www.EagleStrikeProductions.com

48080A



The Flying Circus

Fokker D.VII Pt. II

1 2 6 5

7 8 9 10 11 12 13 14 15 16 17 18 19 20 21 22 23 24 25 26 27 28 29 30 31 32 33 34 35 36 37 38 39 40 41 42 43 44 45 46 47 48 49 50 51 52 53 54 55 56 57

Fok D VII 402 /lb Fok D VII 402 /lb

III (O.A.W) Fok.D.V 23/lb 54 55 45

Fok. I 45 /lb

III (O.A.W) /lb

Printed in Mexico

ESP © Copyright 2/2002

48080B

50