

AeroMaster

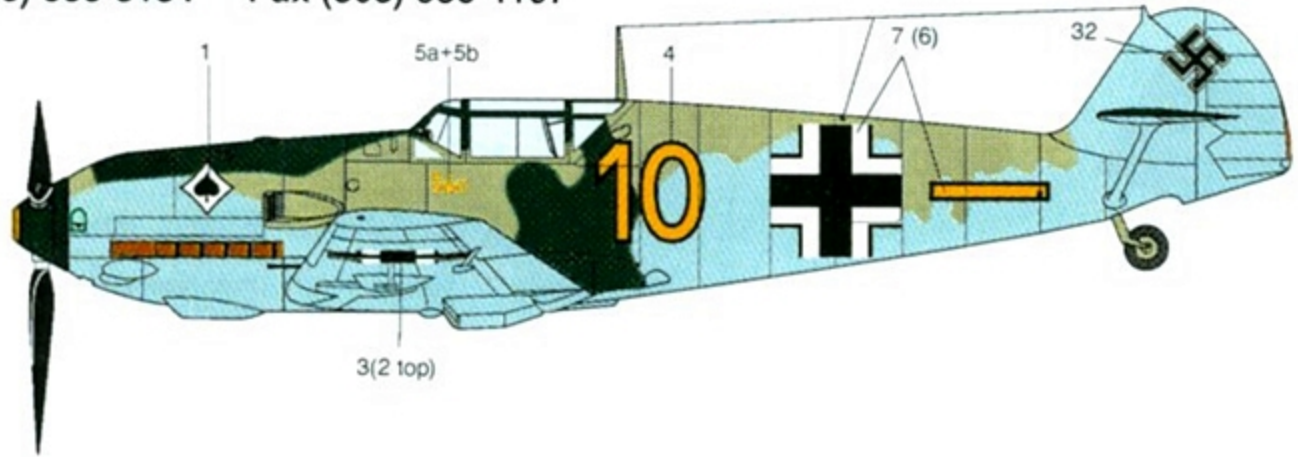


Bf-109s of JG 53

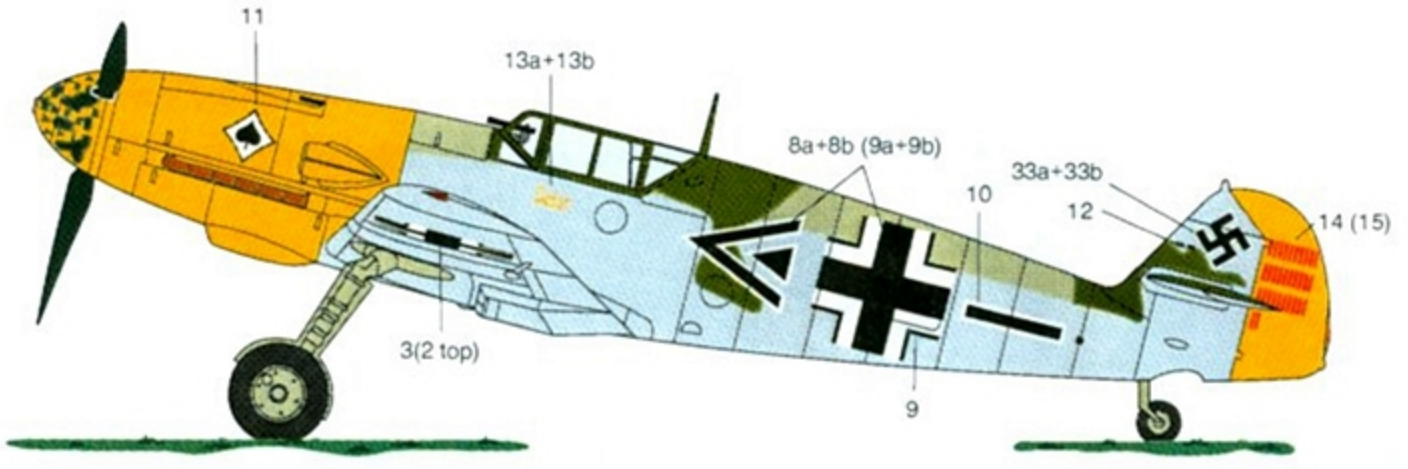


3615 NW 20th Ave • Miami, Florida 33142 • USA
 Tel. (305) 635-3134 • Fax (305) 638-4197

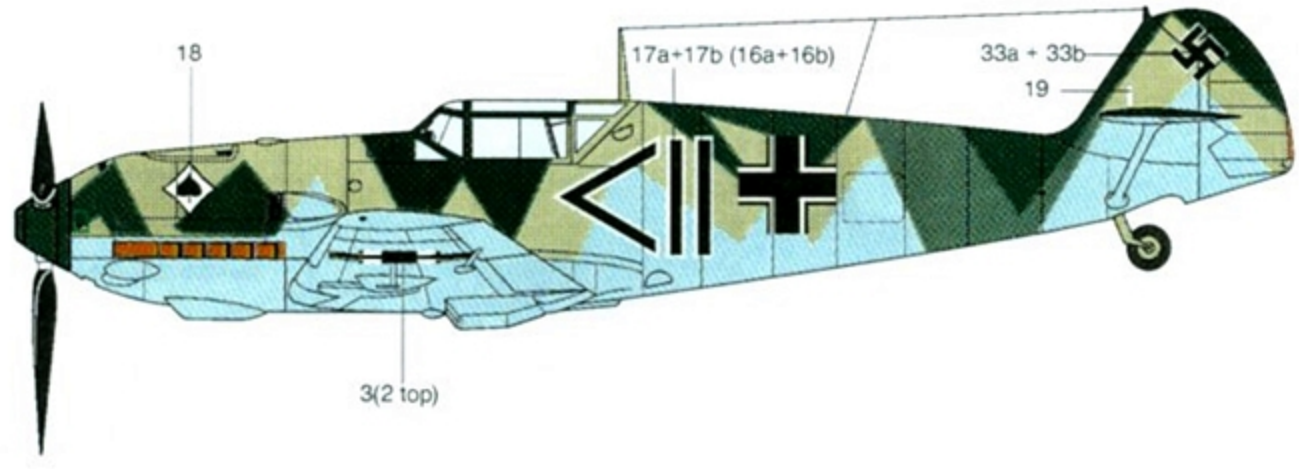
A/C #1



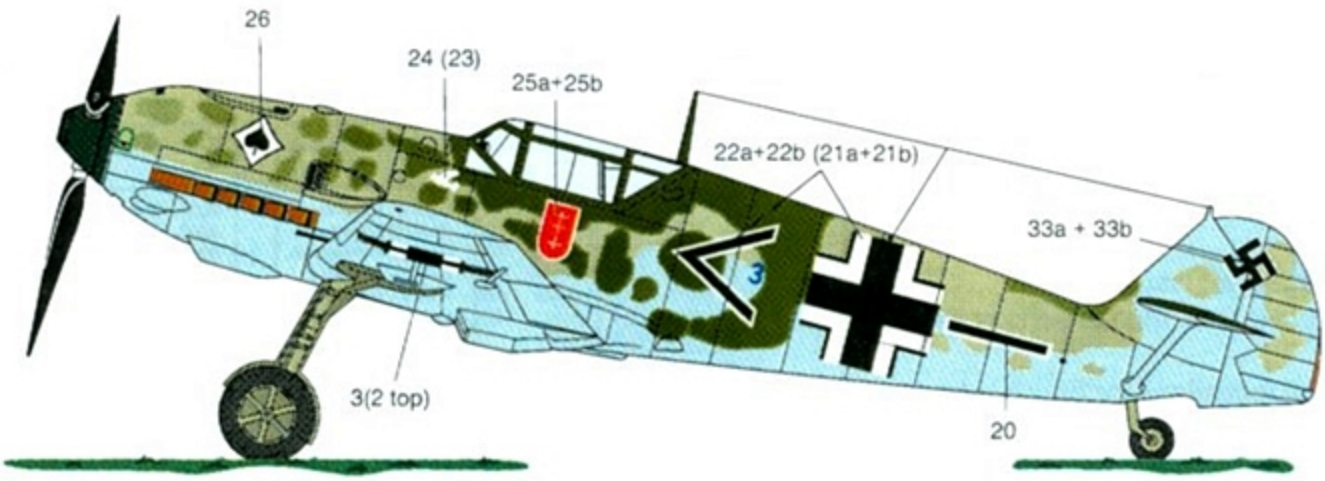
A/C #2



A/C #3




A/C #4



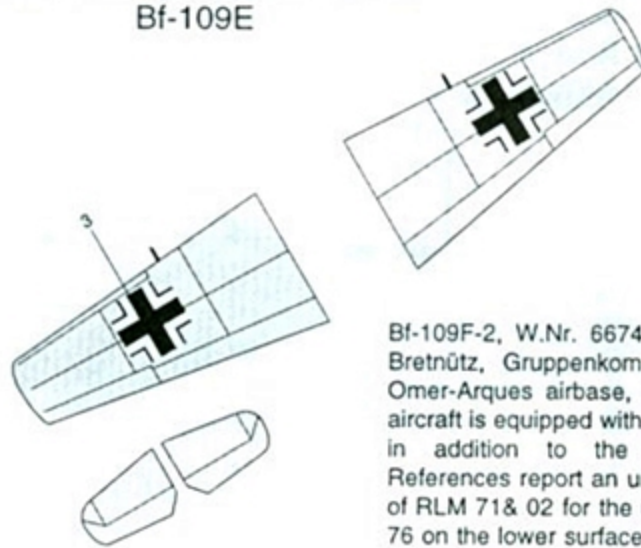
RLM 02 FS 36165	RLM 04 FS 33538	RLM 62 FS 34128	RLM 65 FS 35352	RLM 70 FS 34050	RLM 71 FS 34079	RLM 74 FS 34086	RLM 75 FS 36122	RLM 76 FS 36473
--------------------	--------------------	--------------------	--------------------	--------------------	--------------------	--------------------	--------------------	--------------------

Factory camouflage pattern for
Bf-109E



A/C #1

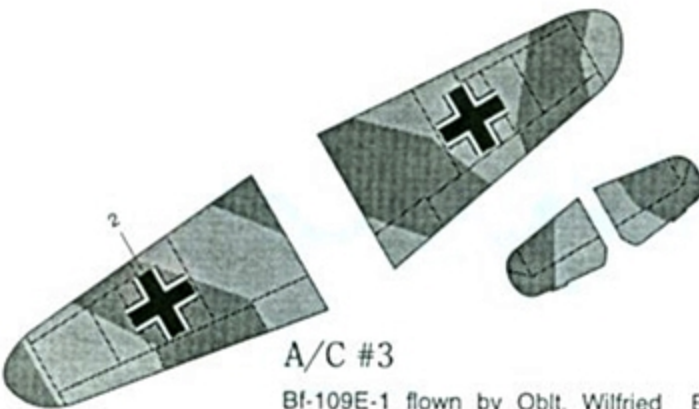
Bf-109E-3 "Yellow 10" flown by Oblt. Heinz Bretnütz, Staffelkapitän 6/JG53, Mannheim-Sandhofen airbase, winter 1939/1940. The paint scheme consisted of RLM 70 (or 71) & 02 on the upper surfaces with perhaps another color RLM 62. RLM 65 on the lower surfaces. The spinner was RLM 70 with the forward edge painted RLM 04 Yellow.



A/C #2

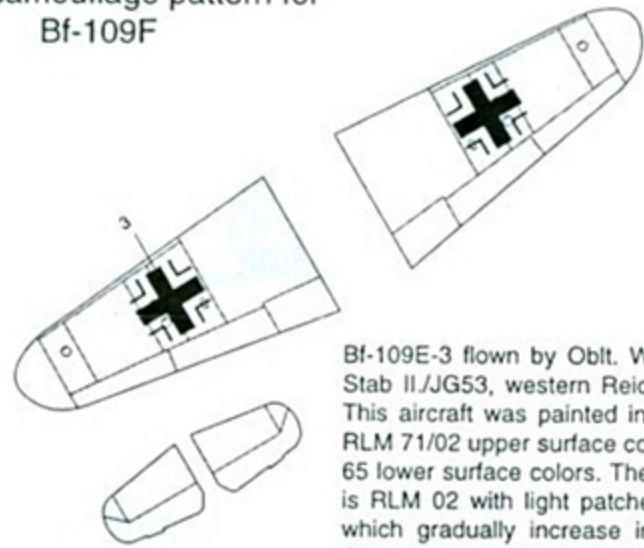
Bf-109F-2, W.Nr. 6674, flown by Hptm. Heinz Bretnütz, Gruppenkommandeur II./JG 53, St. Omer-Arques airbase, France, May 1941. The aircraft is equipped with a ZFR-4 telescopic sight in addition to the standard Revi sight. References report an unusual color combination of RLM 71 & 02 for the upper surfaces and RLM 76 on the lower surfaces. The cowl, spinner and rudder were RLM 04, with the spinner and front part of the cowling having an overspray of RLM 70. While no reference depicted the starboard rudder, it is assumed that the kill marks were repeated on that side.

Factory camouflage pattern for
Bf-109F



A/C #3

Bf-109E-1 flown by Oblt. Wilfried Balfanz, Stab I./JG 53, Kirchberg im Hunsrück airfield, autumn 1939. References show the upper surface camouflage to be an unusual combination of RLM 70/02/62 with the more common RLM 65 used on the lower surfaces. It is quite possible that this is incorrect and the patch of "RLM 62" on the rear fuselage was actually a fresher patch of RLM 02.

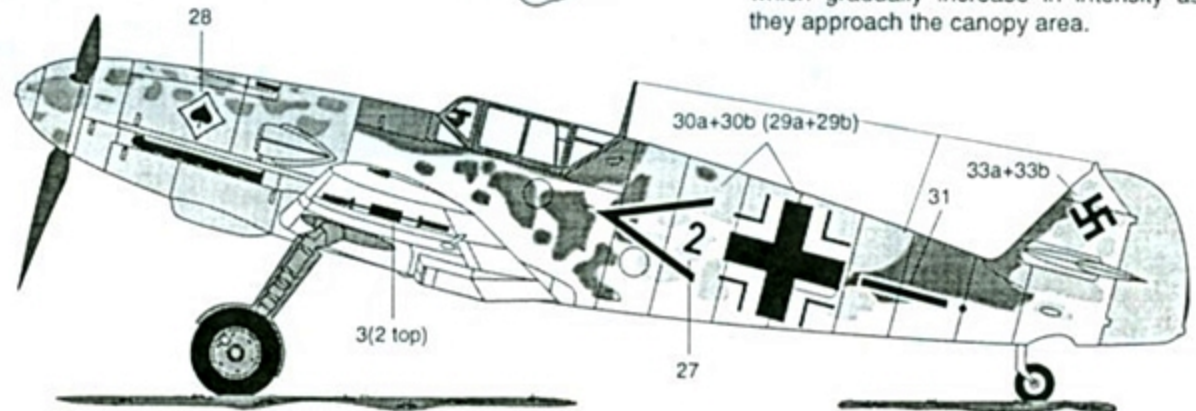


A/C #4

Bf-109E-3 flown by Oblt. Wilfried Pufahl, Stab II./JG53, western Reich, May 1940. This aircraft was painted in the standard RLM 71/02 upper surface colors with RLM 65 lower surface colors. The forward cowl is RLM 02 with light patches of RLM 71 which gradually increase in intensity as they approach the canopy area.

A/C #5

Bf-109F-2, Stab II./JG 53, St. Omer-Arques airbase, Spring 1940. The upper surfaces were painted RLM 74/75 and the lower surfaces were RLM 76. The cowl, spinner and rudder were painted RLM 04, with the spinner and cowl having an overspray of RLM 71.



Suggested Kits:

- Hobbycraft Bf-109E
- Hasegawa Bf-109E
- Hasegawa Bf-109F

References:

1. REVI Magazine, issue 5, 1995.
2. Model Art No.375 'Messerschmitt Bf109B-E'

Recommended AeroMaster Warbird Colors Acrylic			
1004	Tire Black	1021	RLM 65 Hellblau
1010	RLM 02 Grau	1023	RLM 70 Schwzgrün
1011	RLM 04 Yellow	1024	RLM 71 Dunkelgrün
1012	RLM 21 White	1025	RLM 74 Graugrün
1013	RLM 22 Black	1026	RLM 75 Grauvlett
1014	RLM 23 Red	1027	RLM 76 Lichtblau
1015	RLM 24 Blue		

Recommended AeroMaster Warbird Colors Enamels			
9001	Black	9020	RLM 02 Grau
9002	White	9021	RLM 65 Hellblau
9003	Yellow	9023	RLM 70 Schwzgrün
9004	Blue	9024	RLM 71 Dunkelgrün
9005	Red	9025	RLM 74 Graugrün
9010	Tire Black	9026	RLM 75 Grauvlett
9036	RLM 04 Gelb	9027	RLM 76 Lichtblau

If you have suggestions for future subject matter, AeroMaster would like to hear from you. Our goal is to provide high quality, well researched decals of unusual and interesting subjects. We value our customers' inputs, so if you have specific suggestions or photographs of unusual subject matter which you would be willing to share, please contact:

AeroMaster Decals™

3615 NW 20th Ave • Miami, Florida 33142 • USA