

PRODUCTS

AeroMaster™

LANCASTER PART I BOMBERS



Aeromaster Decals™

3615 NW 20th Ave • Miami, Florida 33142 • USA
 Tel. (305) 633-7398 • Fax (305) 638-4197

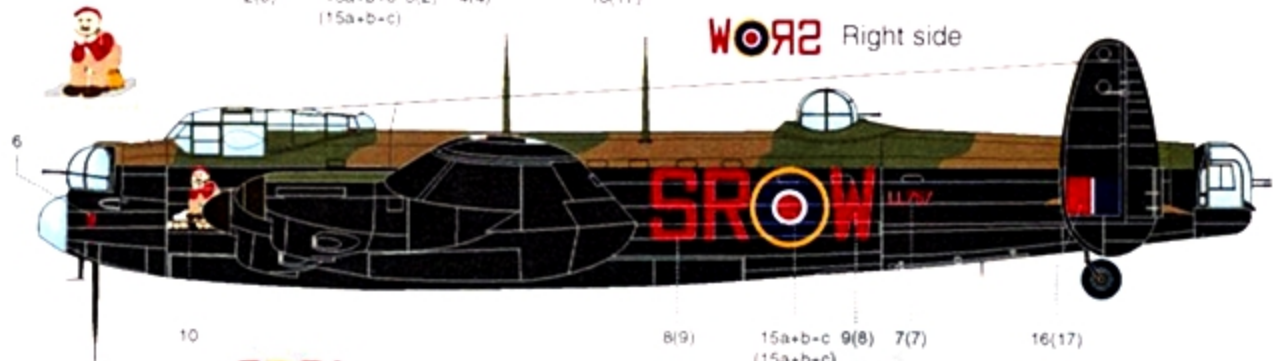
LANCASTER PART I BOMBERS



Lancaster B. Mk. III, EE176, QR-M, "Mickey the Moocher" of 61 Sqn. 204 missions.

5(5) 1


2(3) 15a+b+c 3(2) 4(4) 16(17)
 (15a+b+c)



Lancaster B. Mk. I, LL757, SR-W, "Oor Wullie" of 100 Sqn. Note ABC jamming aeriels and painted windows.

WOR2 Right side

10 8(9) 15a+b+c 9(8) 7(7) 16(17)
 (15a+b+c)



Lancaster B. Mk. III, LM550, AS-B, of 166 Sqn. 118 missions. Note painted windows.

14a+b+c-d 11(12) 15a+b+c 12(11) 13(13) 16(17)
 (15a+b+c)


BO2A Right side

Recommended Kits:
 1/48 Tamiya Lancaster


References:
 Lancaster at War Vol. 1. (Ian Allen)
 Lancaster at War Vol. 2. (Ian Allen)

Research By David Howley

NOTE: For all A/C, fin flashes are used on outer and inner vertical stabilizers.



48-451



Standard Starboard Layout

Recommended Aeromaster Warbird Colors
Acrylic

1001	Gloss Clear	1013	Black
1002	Semi-Gls Clr	1014	Red
1003	Flat Clear	1015	Blue
1004	Tire Black	1016	Green
1011	Yellow	1110	Dk. Earth
1012	White	1111	Dk. Green

Recommended Aeromaster Warbird Colors
Enamels

9001	Black	9011	Glaze
9002	White	9012	Flat Clear
9003	Yellow	9013	Semi-Gls Clr
9004	Blue	9014	Gloss Clear
9005	Red	9110	Dk. Earth
9010	Tire Black	9111	Dk. Green

Note that the right side (starboard) roundel is more forward than that of the left side (port). This is the case for all aircraft featured on this sheet.

Aeromaster Decals.

3615 NW 20th Ave • Miami, Florida 33142 • USA