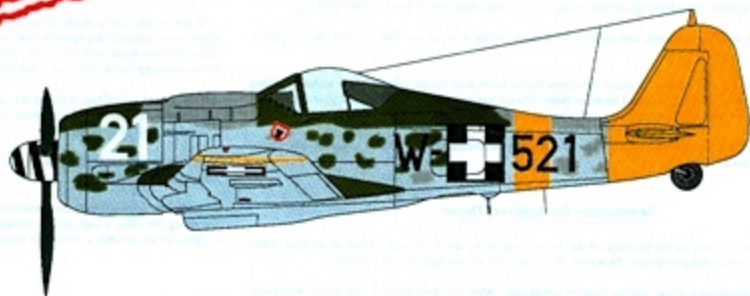


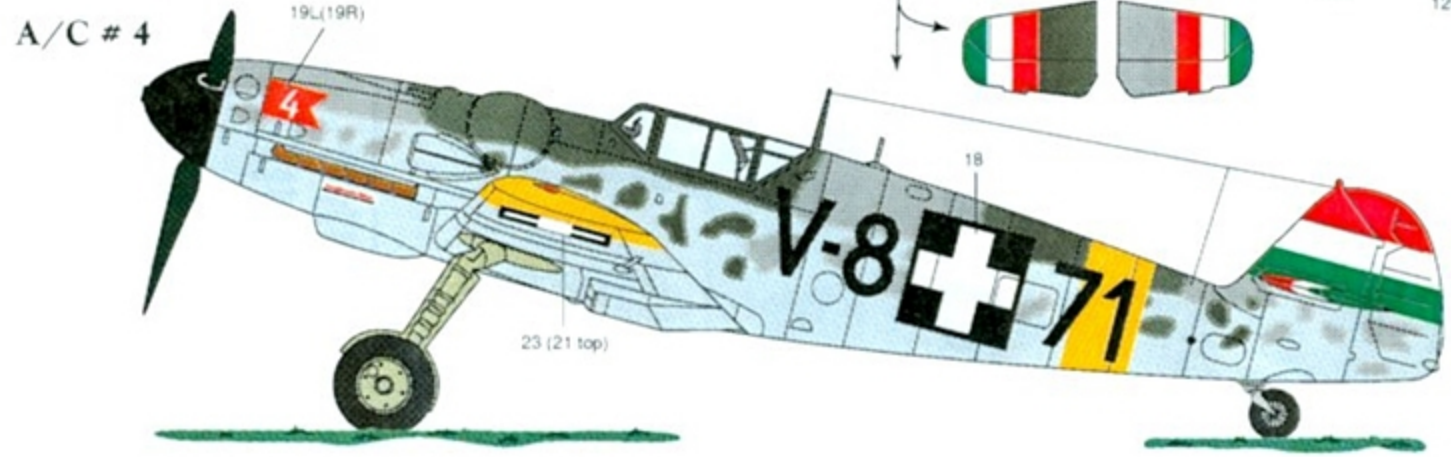
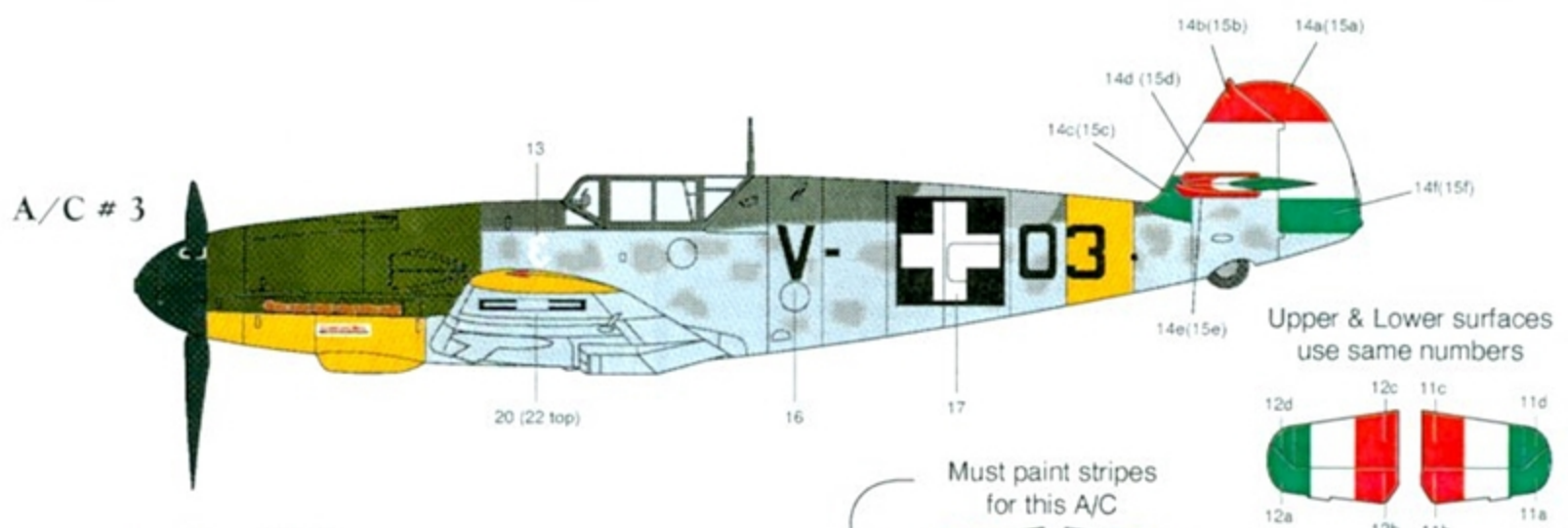
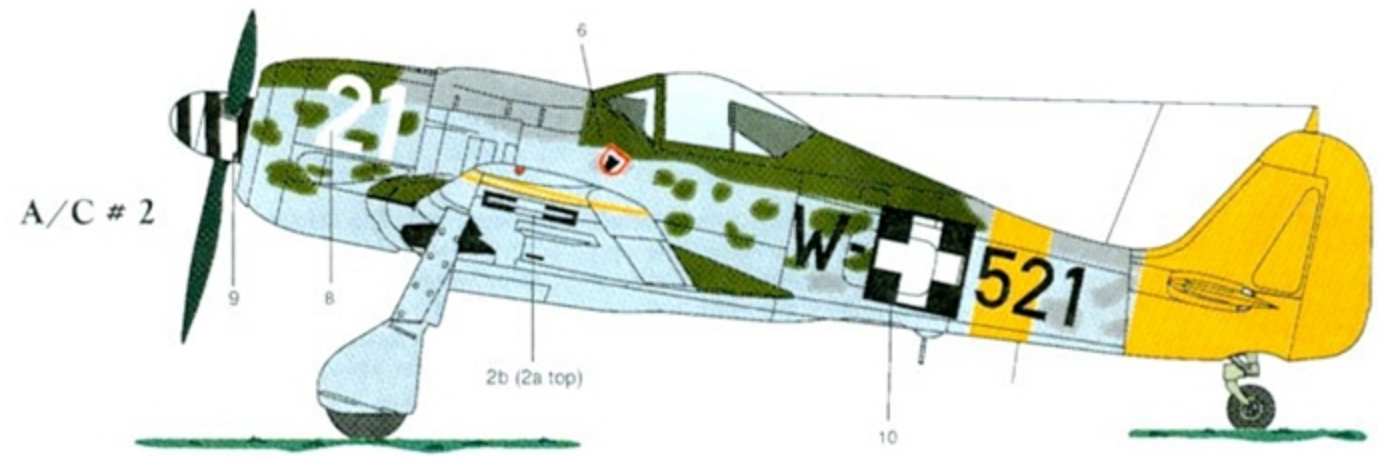
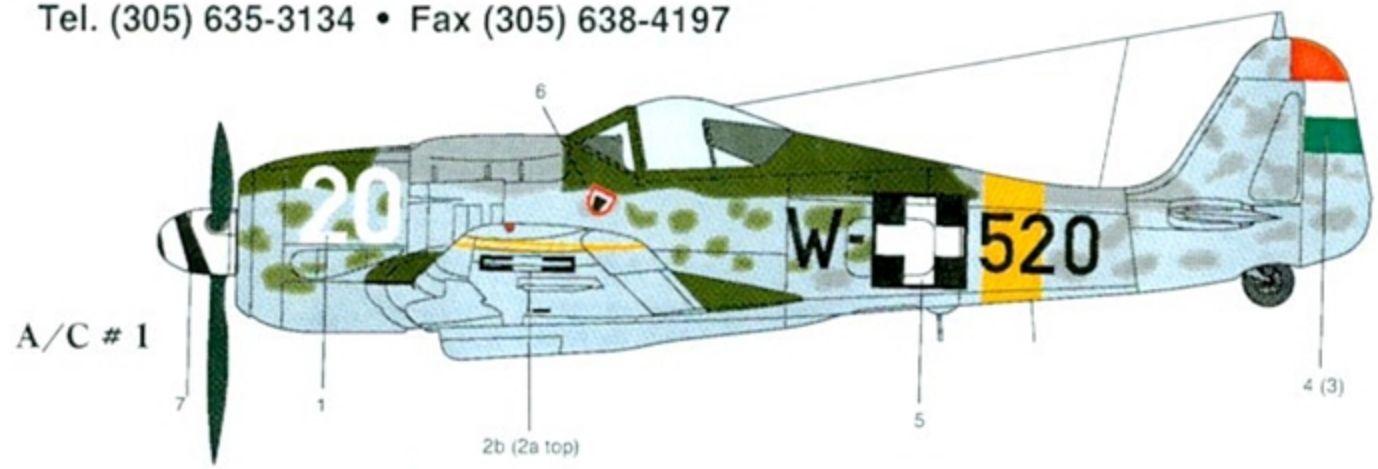
AeroMaster.



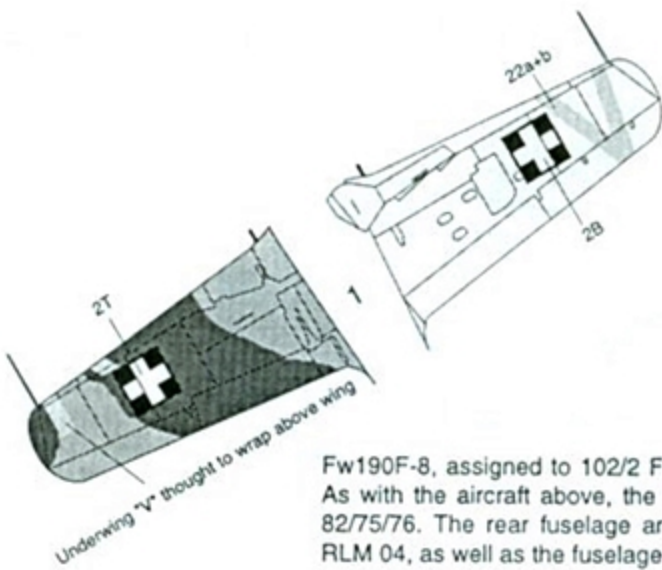
Hungarian Air Force Pt. II



3615 NW 20th Ave • Miami, Florida 33142 • USA
 Tel. (305) 635-3134 • Fax (305) 638-4197



- | | | | | | | | |
|---|---|---|---|---|--|---|---|
|  |  |  |  |  |  |  |  |
| RLM 02
FS 36165 | RLM 04
FS 33538 | RLM 70
FS 34050 | RLM 71
FS 34045 | RLM 74
FS 34086 | RLM 75
FS 36122 | RLM 76
FS 36473 | RLM 82
FS 34079 |

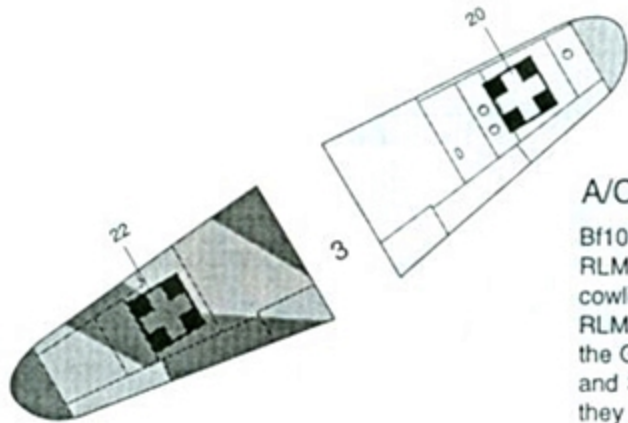
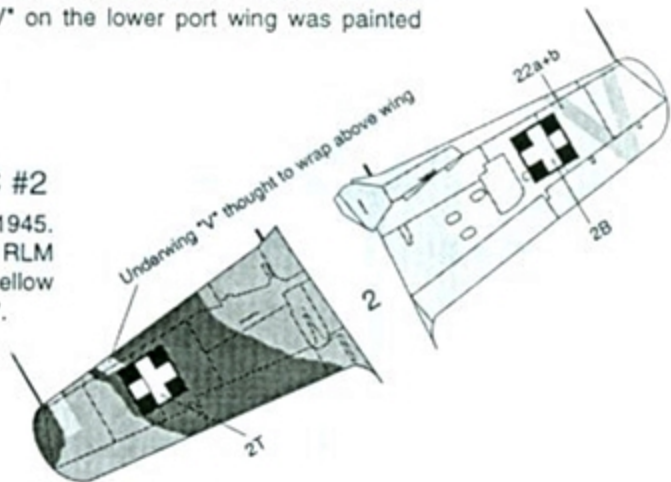


A/C #1

Fw190F-8, assigned to 102/2 Fighter-bomber Squadron, flown by Lance-sergeant Timler, January 1945. Camouflage believed to be RLM 82/75/76 with 82/75 mottling on the fuselage sides (RLM 82 mottles were very light). The aircraft wore a Yellow RLM 04 fuselage stripe, and the "V" on the lower port wing was painted RLM 04 as well.

A/C #2

Fw190F-8, assigned to 102/2 Fighter-bomber Squadron, ca 1945. As with the aircraft above, the camouflage is thought to be RLM 82/75/76. The rear fuselage and tail/rudder were painted Yellow RLM 04, as well as the fuselage stripe and lower port wing "V".



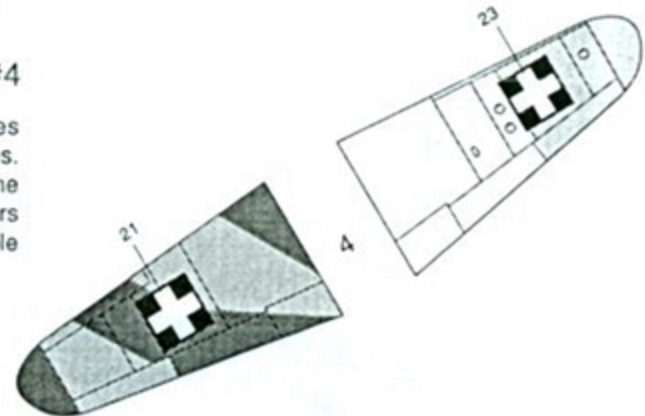
A/C #3

Bf109F-4 flown by György Debrödy, Eastern Front. The fuselage was painted in the standard RLM 74/75/76 scheme. The upper cowling was a dark green, possibly RLM 71. The lower cowling, lower wing tips and fuselage stripe were RLM 04. The spinner appears to have been RLM 70. Paint the white, red and green areas of the fin, rudder and tail white, prior to applying the Green and Red stripes. Some slight trimming may be required when applying decals 36a+b and 37a+b to improve fit. We suggest you leave the assembly of the Horizontal stabilizer until they have been painted and finished.

RLM 74 FS 34086	RLM 75 FS 36122	RLM 76 FS 36473	RLM 82 FS 34079	RLM 04 FS 33538
--------------------	--------------------	--------------------	--------------------	--------------------

A/C #4

Bf109G-6 of 101/3 Fighter Squadron, Puma Fighter Group, 1944. The upper surfaces painted in the usual RLM 74/75 colors with a mottle of both carried down the fuselage sides. The undersurfaces were RLM 76 with RLM 04 wing tips. The spinner was black, and the propellers were most likely the standard RLM 70. The fin, rudder and horizontal stabilizers were trimmed with Red/ White/ Green stripes. Due to space limitation we have not been able to provide these stripes. Please paint these stripes.



Note: Decal manufacturers that care about the fit of the parts of their products, face a problem. There are many kits of the same A/C available from countless manufacturers, and each one is different!! So, which one do we fit it to? We try fitting them to the largest or most popular kit. Please, before you wet your decals, or preferably before you assemble your tail section, measure your stab elevator, fin, rudder, and trim to the appropriate fit.

Warning:
In order to obtain minimum thickness and maximum opacity to the Red/Green stripes, you must paint the areas right below them gloss white.

Recommended **AeroMaster Warbird Colors Acrylic**

1004 Tire Black	1023 RLM 70 Schwarzgrün
1010 RLM 02 Grau	1024 RLM 71 Dunkelgrün
1011 RLM 04 Yellow	1025 RLM 74 Graugrün
1012 RLM 21 White	1026 RLM 75 Grauviolett
1013 RLM 22 Black	1027 RLM 76 Lichtblau
1014 RLM 23 Red	1033 RLM 82 Dunkelgrün
1015 RLM 24 Blue	


Suggested Kits:

- DML/ Dragon Fw-190 F8
- Tamiya Fw-190F-8
- Hasegawa Bf109F-4
- Hobbycraft Bf109G-6
- Fujimi Bf-109 G-6

References:

- Hungarian Air Force, G. Punka, 1995
- Focke-Wulf Fw190 Workhorse of the Luftwaffe, J. Spenser, 1989

Camouflage pattern for upper surface



Recommended **AeroMaster Warbird Colors Enamels**

9001 Black	9020 RLM 02 Grau
9002 White	9023 RLM 70 Schwarzgrün
9003 Yellow	9024 RLM 71 Dunkelgrün
9004 Blue	9025 RLM 74 Graugrün
9005 Red	9026 RLM 75 Grauviolett
9010 Tire Black	9027 RLM 76 Lichtblau
9036 RLM 04 Gelb	9030 RLM 82 Dunkelgrün

If you have suggestions for future subject matter, AeroMaster would like to hear from you. Our goal is to provide high quality, well researched decals of unusual and interesting subjects. We value our customers' inputs, so if you have specific suggestions or photographs of unusual subject matter which you would be willing to share, please contact:

AeroMaster Decals™

3615 NW 20th Ave • Miami, Florida 33142 • USA