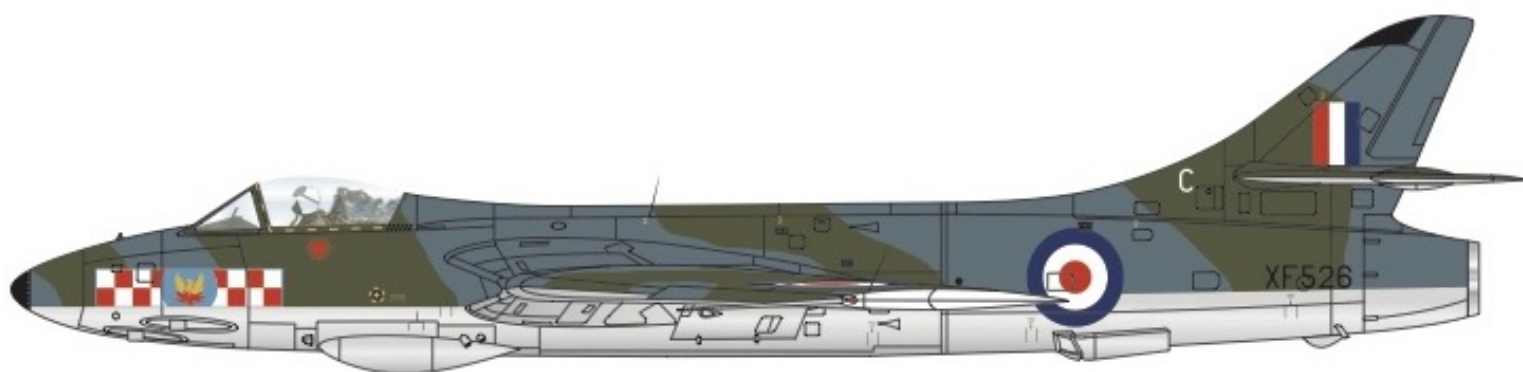
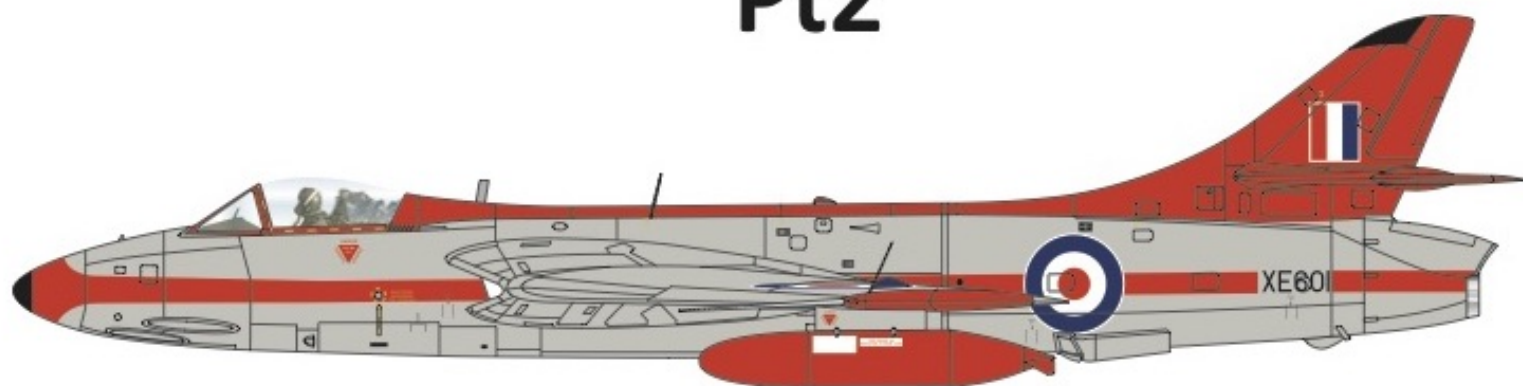


## Hawker Hunter F.6 Pt2



For the best results these decals should be applied to a gloss surface such as provided by either Xtracolor or Xtracrylix paints. Cut out the decal required and soak in warm water until the decal is released from the backing paper. Wet the area to be decaled with MICRO SET which will help to eliminate air trapped under the decal and position the decal.

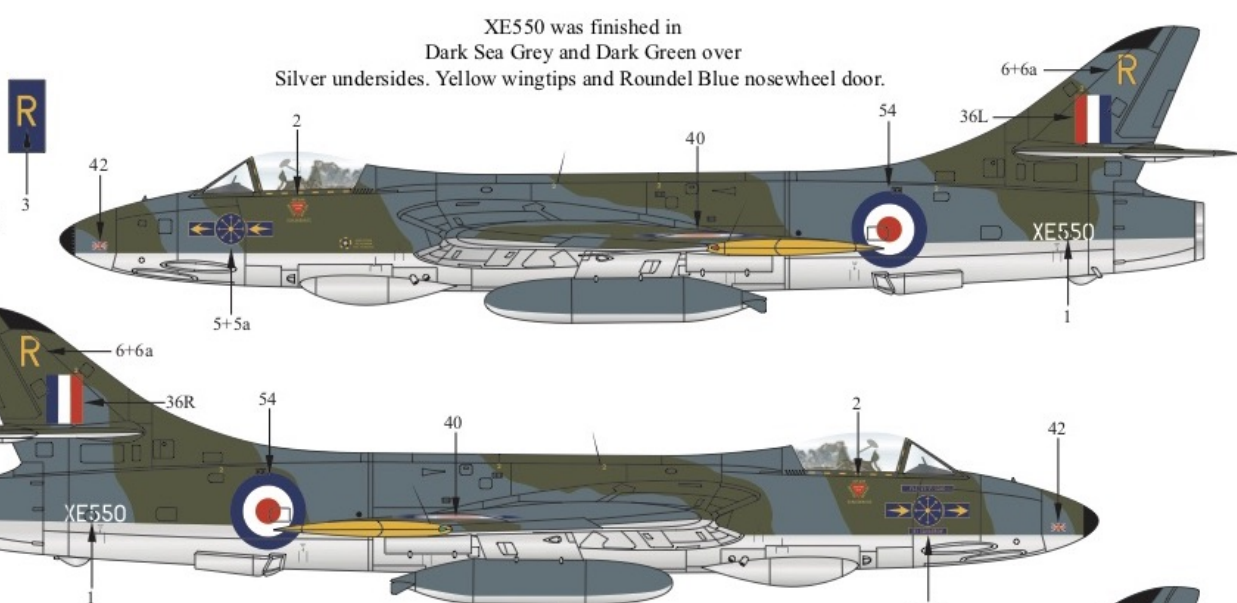
After 5 or 10 minutes wet the decal with MICRO SOL which will soften the decal and ensure that it settles down over any surface detail. Allow the decal to dry for at least 12 hours. During this time some wrinkling of the decal may occur, this is normal. Do not touch the decal at this time.

Carefully check for small air bubbles and if there are any prick with a needle and apply a drop of MICRO SOL. After all air bubbles have been eliminated and the decals are dry wash the entire model with water to remove any excess decal adhesive.

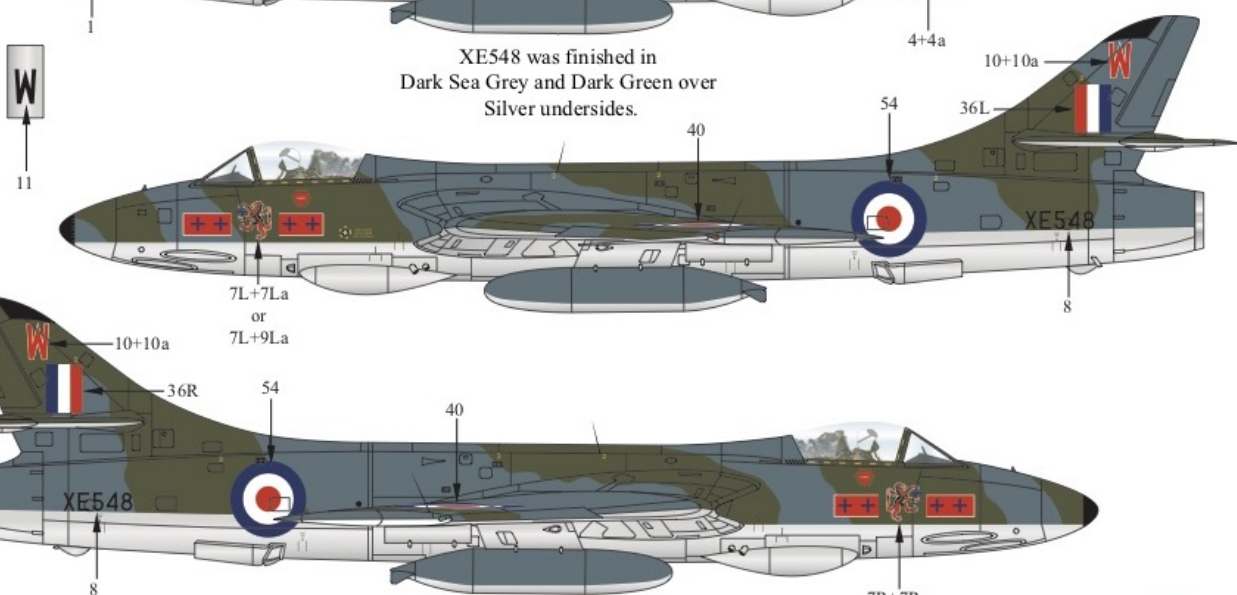
When completely dry the whole model should be sprayed with a coat of Xtracolor or Xtracrylix Flat, Satin or Gloss varnish depending on the finish required.

Store in a cool dry place, avoid sunlight, dampness or extremes of temperature and/or humidity.

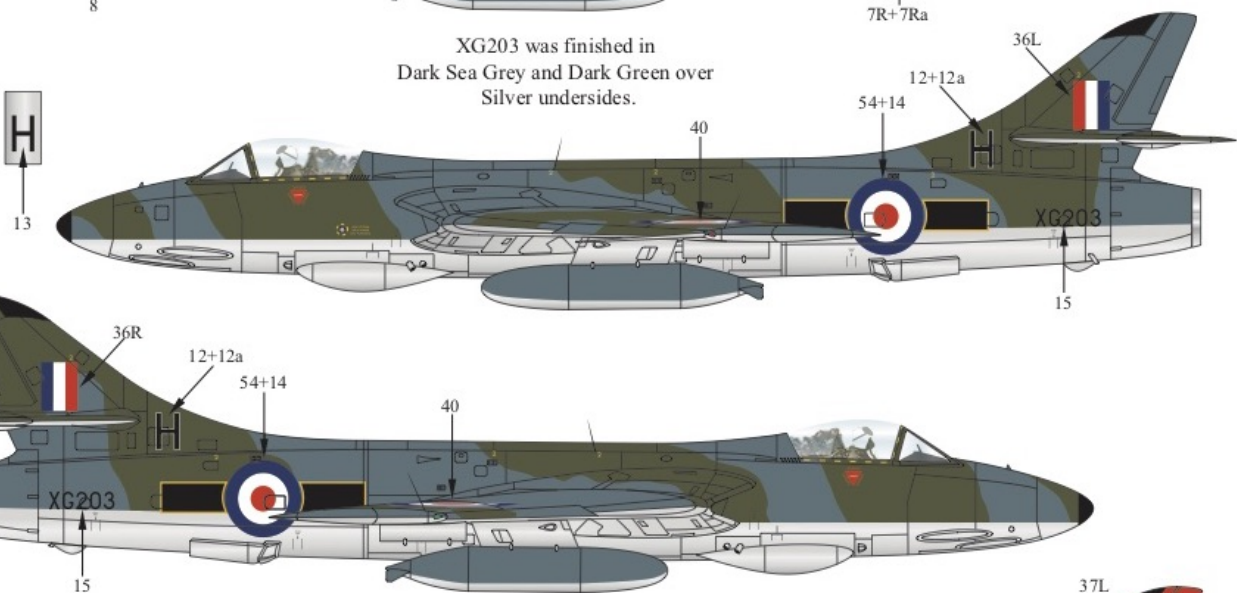
Hawker Hunter F.6,  
 XE550, 'R'  
 flown by Flight Lieutenant  
 P. Hine  
 of 93 Squadron,  
 Royal Air Force,  
 based at RAF Jever,  
 Germany,  
 June,  
 1960.



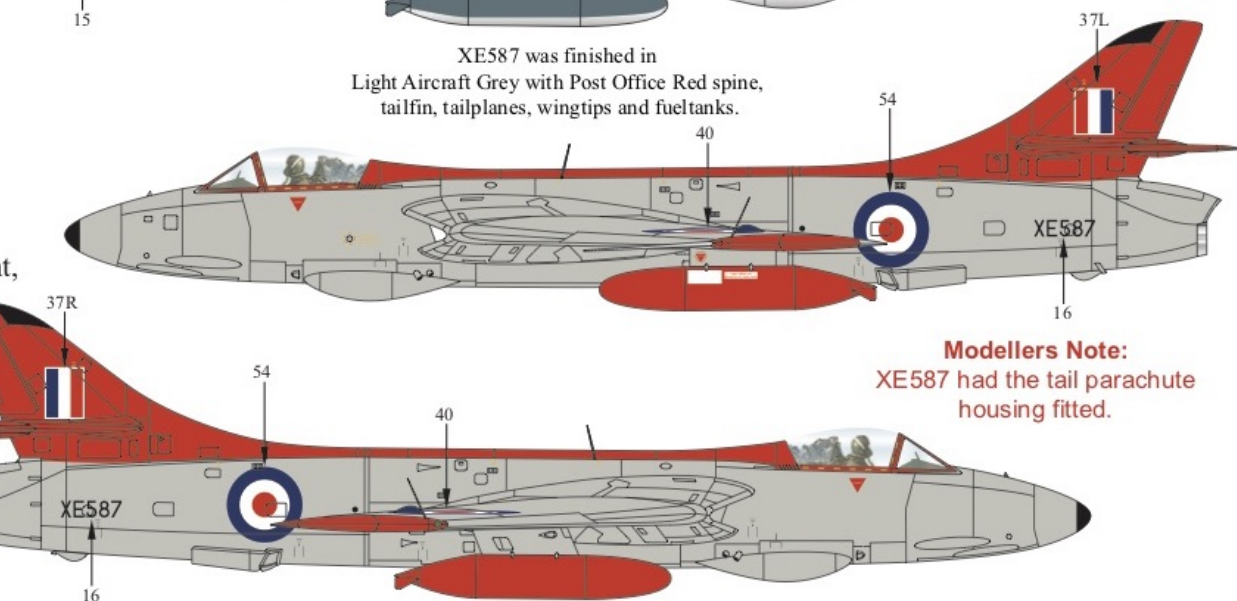
Hawker Hunter F.6,  
 XE548, 'W'  
 of 263 Squadron,  
 Royal Air Force,  
 based at RAF Wattisham,  
 June, 1958.



Hawker Hunter F.6,  
 XG203, 'H'  
 of 111 Squadron,  
 Royal Air Force,  
 based at  
 RAF Wattisham,  
 1958.




Hawker Hunter F.Mk.6A,  
 XE587,  
 of Aircraft & Armament  
 Experimental Establishment,  
 based at Farnborough,  
 late 1960s.

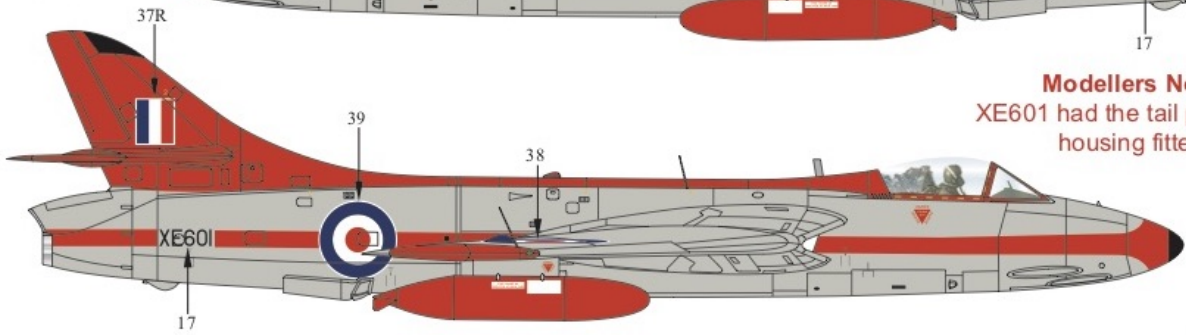




XE601 was finished in Overall Medium Sea Grey. Signal Red, fuselage cheatline, wingtips, spine, vertical tail, tailplane and underwing fuel tanks.

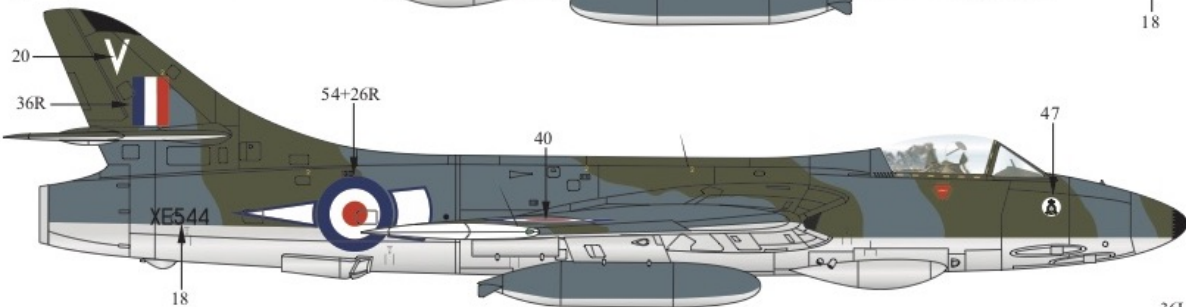
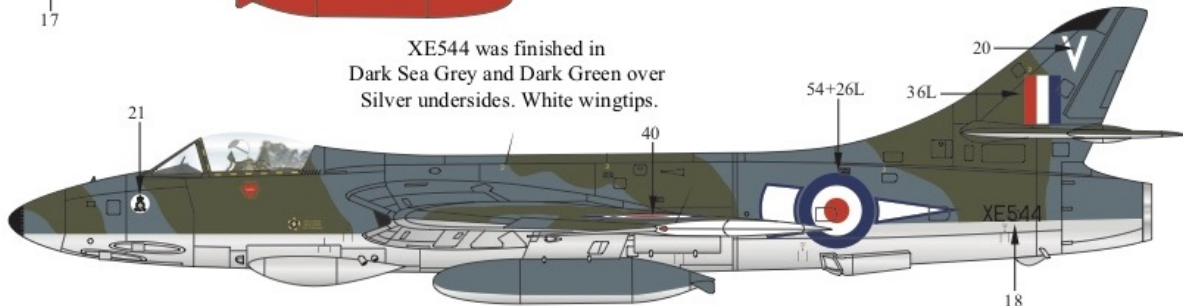


**Modellers Note:**  
 XE601 had the tail parachute housing fitted.



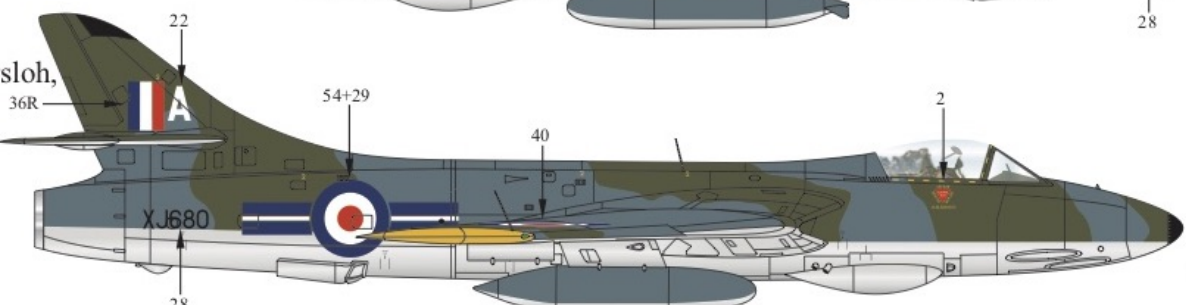
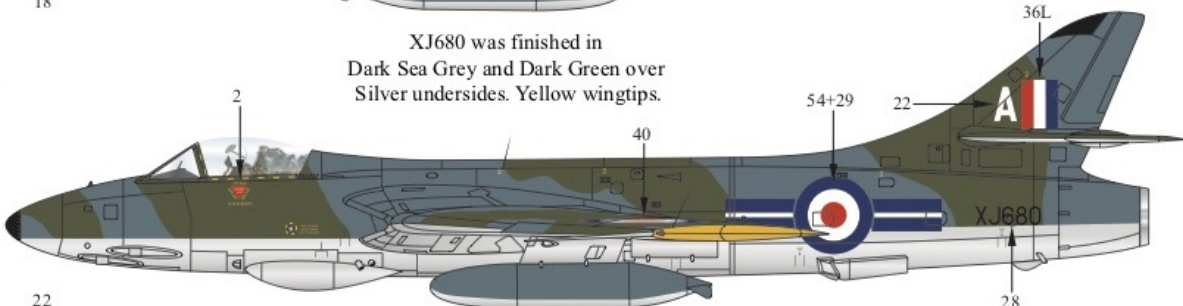
Hawker Hunter F.Mk.6, XE544, 'V' of 66 Squadron, Royal Air Force, based at RAF Acklington, 1960.

XE544 was finished in Dark Sea Grey and Dark Green over Silver undersides. White wingtips.



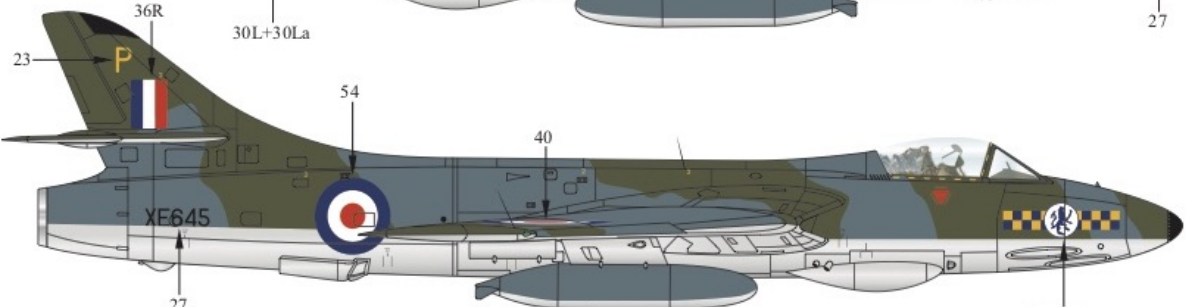

Hawker Hunter F.Mk.6, XJ680, 'A' of 20 Squadron, Royal Air Force, based at RAF Gutersloh, West Germany, June, 1959.

XJ680 was finished in Dark Sea Grey and Dark Green over Silver undersides. Yellow wingtips.



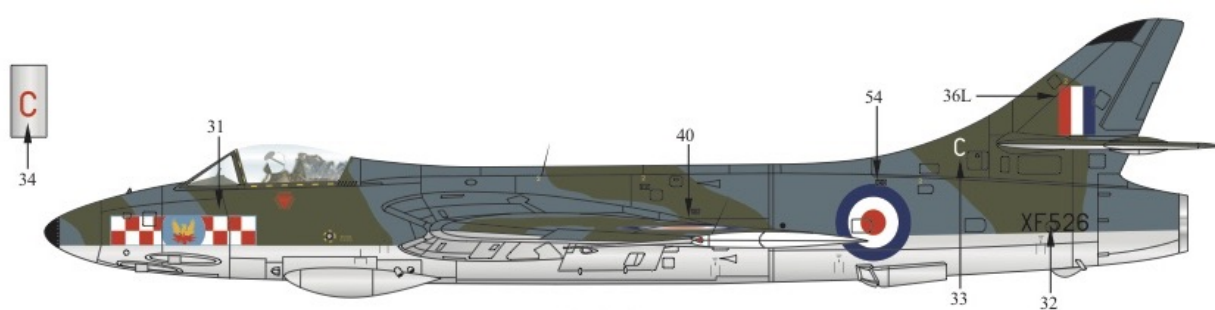
Hawker Hunter F.Mk.6, XE645, 'P' of 54 Squadron, Royal Air Force, based at RAF Stradishall, August, 1959.

XE645 was finished in Dark Sea Grey and Dark Green over Silver undersides.

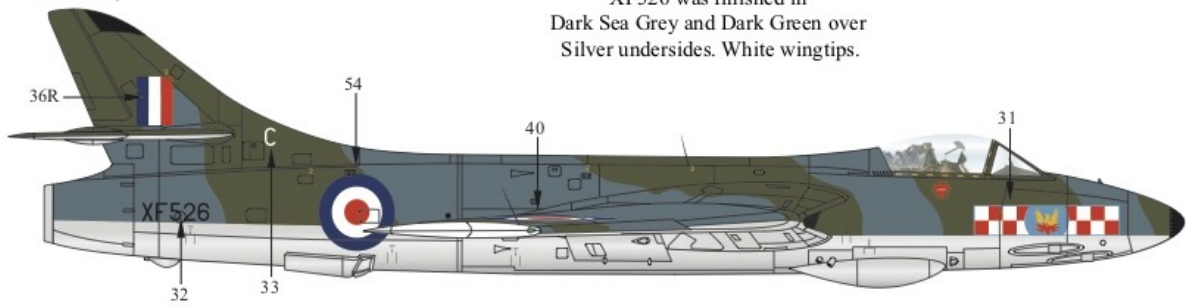


30R+30Ra

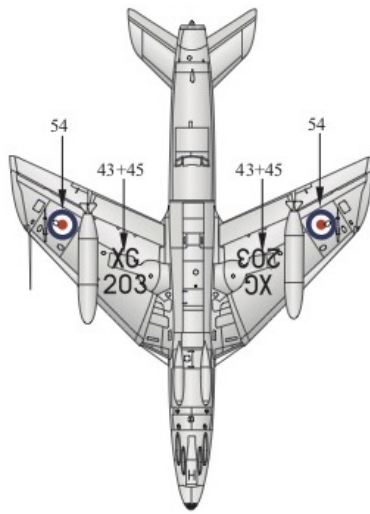
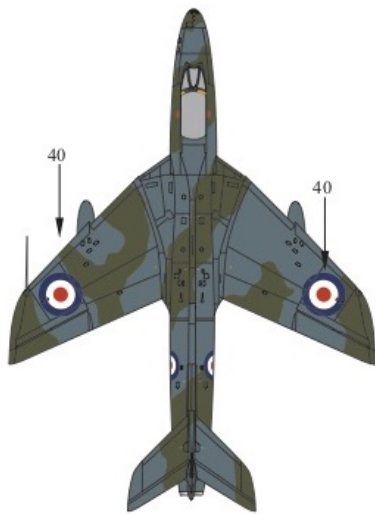
Hawker Hunter F.Mk.6,  
 XF526, 'C'  
 of 56 (Punjab) Squadron,  
 Royal Air Force,  
 based at RAF Waterbeach,  
 1959.



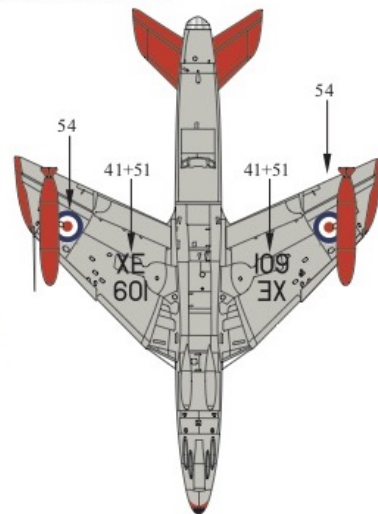
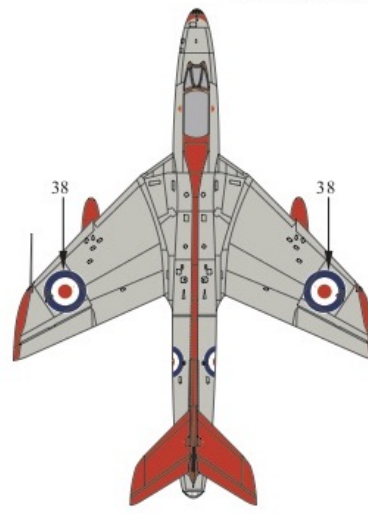
XF526 was finished in  
 Dark Sea Grey and Dark Green over  
 Silver undersides. White wingtips.



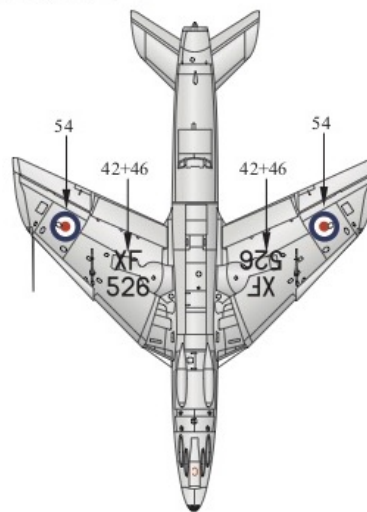
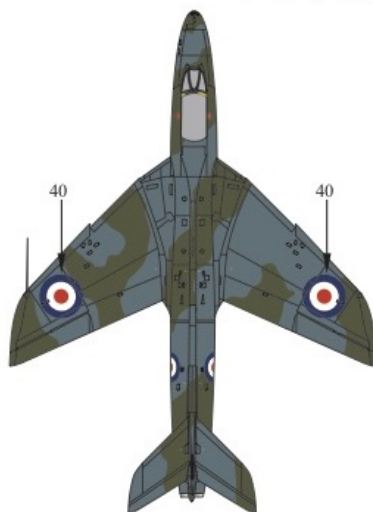
XG203, 'H'  
 of 111 Squadron.



Hawker Hunter F.Mk.6/FGA.Mk.9,  
 XE601,  
 of Aircraft & Armament  
 Evaluation Establishment.



Hawker Hunter F.Mk.6,  
 XF526, 'C'  
 of 56 (Punjab) Squadron.



**Paints:**

The colours used on these aircraft can be found in the Xtracolor (prefix number with X) and Xtracrylix (prefix number with XA1) range of paints.

**Xtracolor Paints**

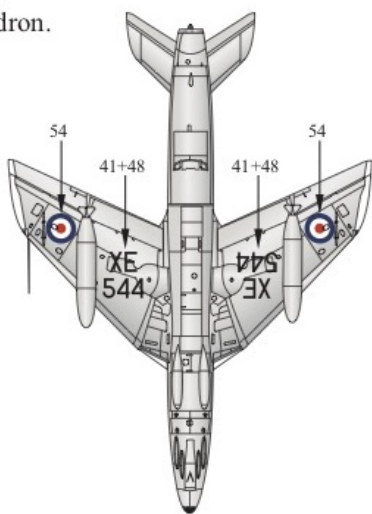

- X001 BS381C:241 Dark Green
- X004 BS381C:638 Dark Sea Grey
- X015 BS381C:627 Light Aircraft Grey
- X019 BS381C:356 Yellow
- X031 BS381C:538 Post Office Red
- X141 Gloss White
- X404 Matt Black
- X502 Natural Steel

**Xtracolor Paints**

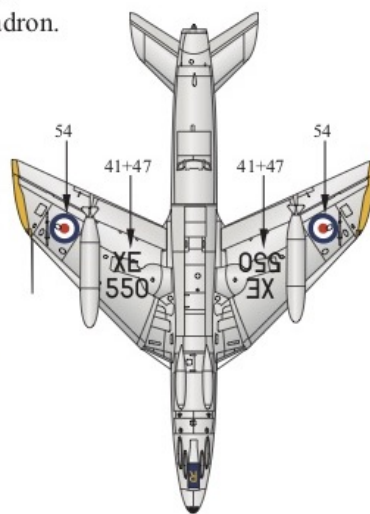
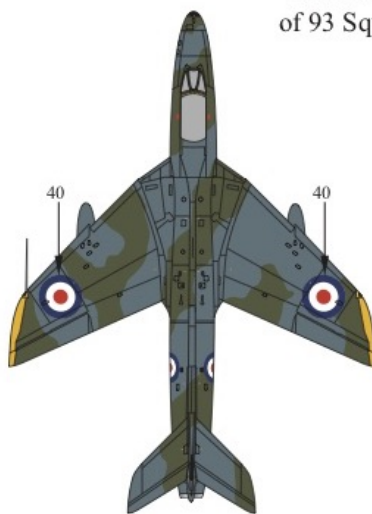
- XA1001 BS381C:241 Dark Green
- XA1004 BS381C:638 Dark Sea Grey
- XA1015 BS381C:627 Light Aircraft Grey
- XA1019 BS381C:356 Yellow
- XA1031 BS381C:538 Post Office Red
- XA1141 Insignia White



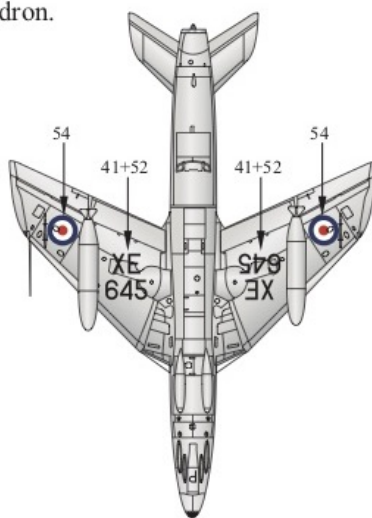
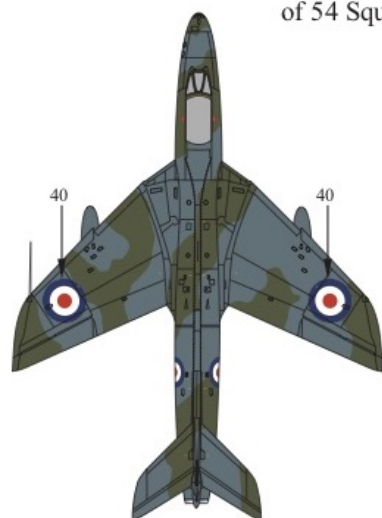
Hawker Hunter F.Mk.6,  
 XE544, 'V'  
 of 66 Squadron.



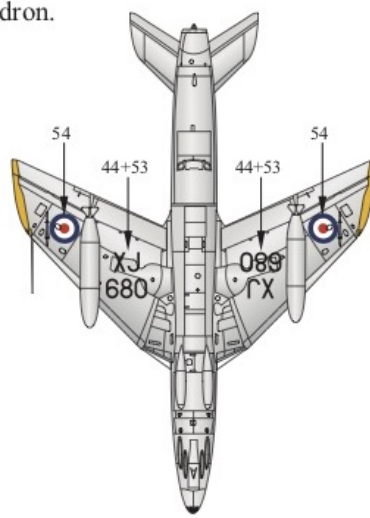
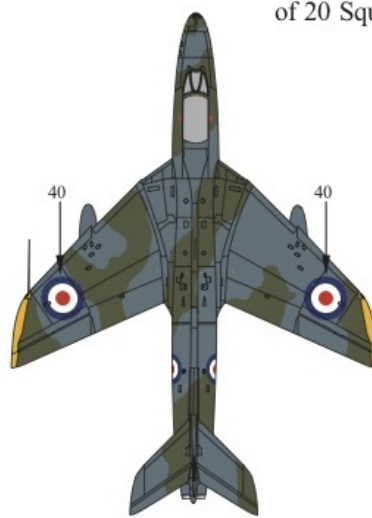
Hawker Hunter F.Mk.6,  
 XE550, 'R'  
 of 93 Squadron.



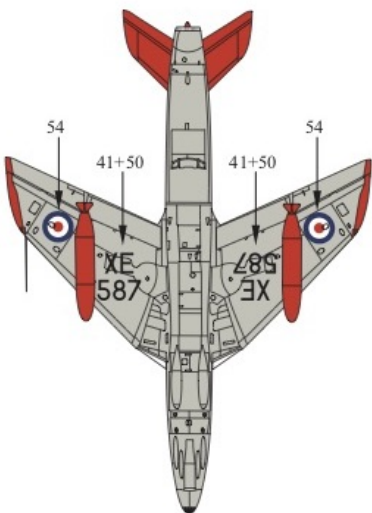
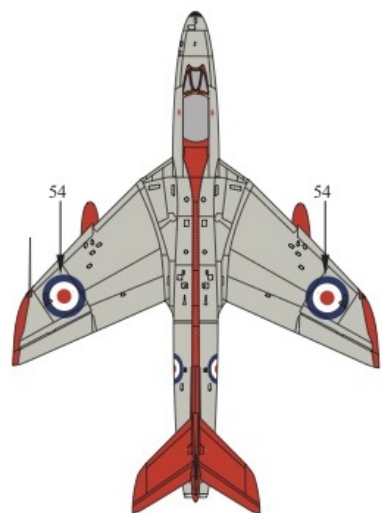
Hawker Hunter F.Mk.6,  
 XE645, 'P'  
 of 54 Squadron.



Hawker Hunter F.Mk.6,  
 XJ680, 'A'  
 of 20 Squadron.



Hawker Hunter F.Mk.6A,  
 XE587  
 of Aircraft & Armament  
 Experimental Establishment.



XE548, 'W'  
 of 263 Squadron

