
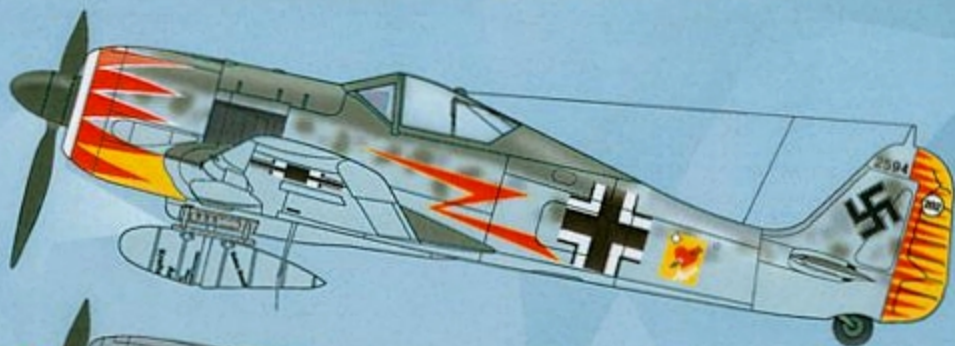


48-756

# AeroMaster™

PRODUCTS

## Focke Wulf "Butcher Birds" Pt. I



Suggested Kit: Tamiya/DML FW190 Family A5/A8

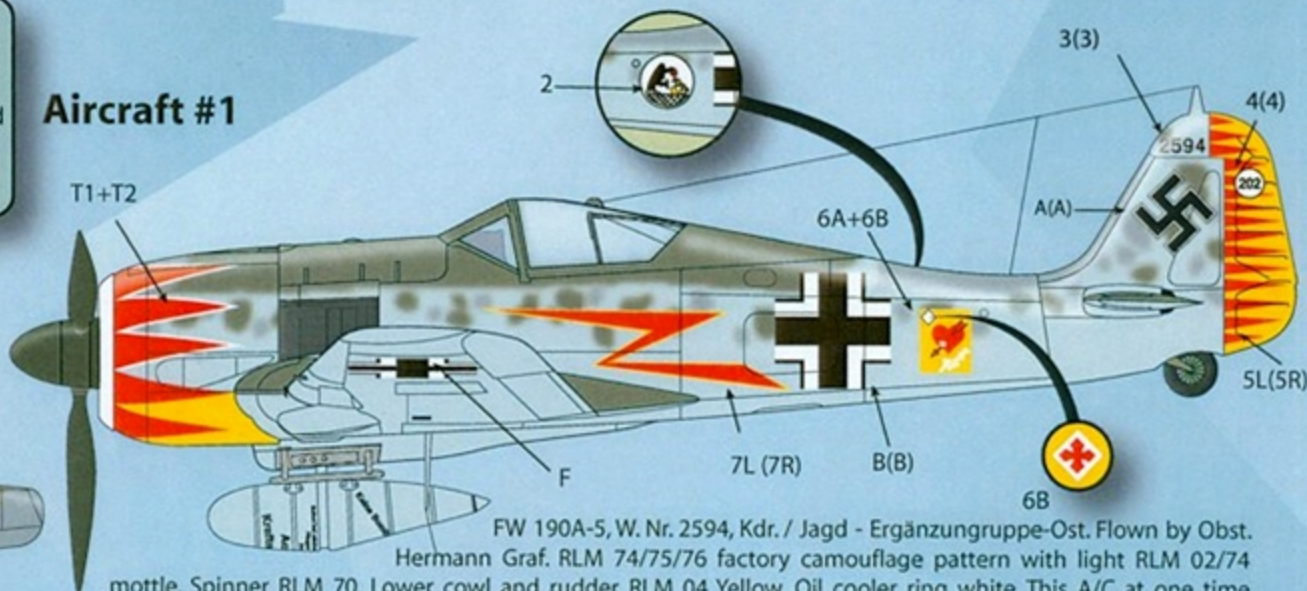
# Focke Wulf "Butcher Birds" Pt. I

48-756

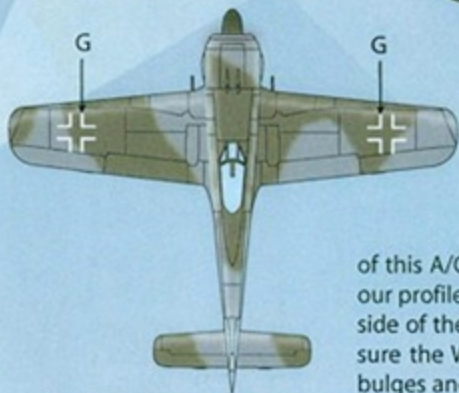
### Color Notes:

Cockpit interior were RLM 66 with wheel wells, struts etc, RLM 02. Spinner were Black, RLM 70 or Red with spiral as depicted. Propeller blades were RLM 70.

## Aircraft #1



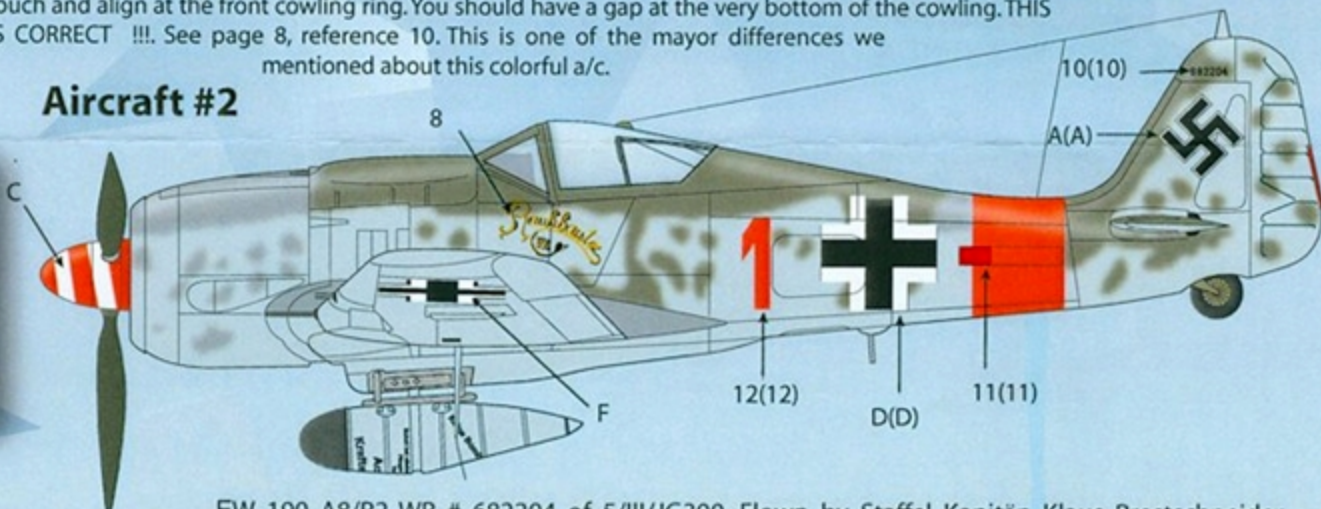
### Standard Typical Aircraft Top View



### Specific Upper Surface of these A/C is unknown

FW 190A-5, W. Nr. 2594, Kdr. / Jagd - Ergänzungsgruppe-Ost. Flown by Obst. Hermann Graf. RLM 74/75/76 factory camouflage pattern with light RLM 02/74 mottle. Spinner RLM 70. Lower cowl and rudder RLM 04 Yellow. Oil cooler ring white. This A/C at one time possibly had a complete yellow cowling. Photo on Reference #9 page 62-63. You decide! However, new photos of this A/C has recently appeared, showing some differences to the way this A/C has always been depicted. We have adjusted our profile to reflect this new look. Reference #10 - page 8. **TULIPS:** Begin by aligning the two top Red/White Tulips, one on each side of the upper cowling centerline. They should touch at the very top. Add two more Red/White tulips to either side, making sure the White corners touch at the cowling lip and they are properly aligned. Add two Red only tulips below the cowling bulges and to either side of the cowling. The top one will overlap a bit of the lower corner of the bulge. Make sure all the tulips touch and align at the front cowling ring. You should have a gap at the very bottom of the cowling. **THIS IS CORRECT !!!** See page 8, reference 10. This is one of the mayor differences we mentioned about this colorful a/c.

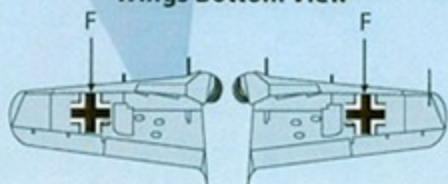
## Aircraft #2



### FUSELAGE CROSS TEMPLATE

Photocopy and use as required

### Wings Bottom View



A/C #1, 2 & 3

FW 190 A8/R2 WR # 682204 of 5/III/JG300. Flown by Staffel Kapitän Klaus Brestschneider, October 1944. Kpt. Brestschneider was an ace with 31 kills, 19 of them being four-engine bombers. At one time this A/C had the lower cowling painted Red. KIA 12/24/44. No upper deck guns on this machine. Fuselage armor and cockpit front windshield armored glass windows were featured on this A/C.

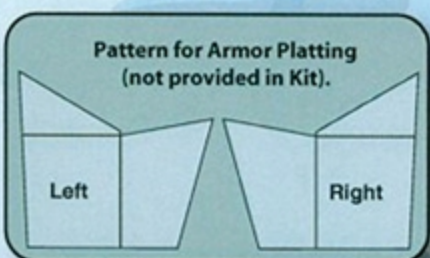
## Aircraft #3



A/C 2 and 3

### Pattern for Armor Plating

(not provided in Kit).



FW 190 A8/R8 WK # 641497 of 5/JG4. Flown by Gefr. Walter Wagner. A/C participated in Operation Bodenplatte, was damaged, landed, and then confiscated by the U.S. 404 FG USAAF. A/C was repaired and flown by U.S. personnel. Upper left cowling panel with badge seem to have been cannibalized off another A/C.