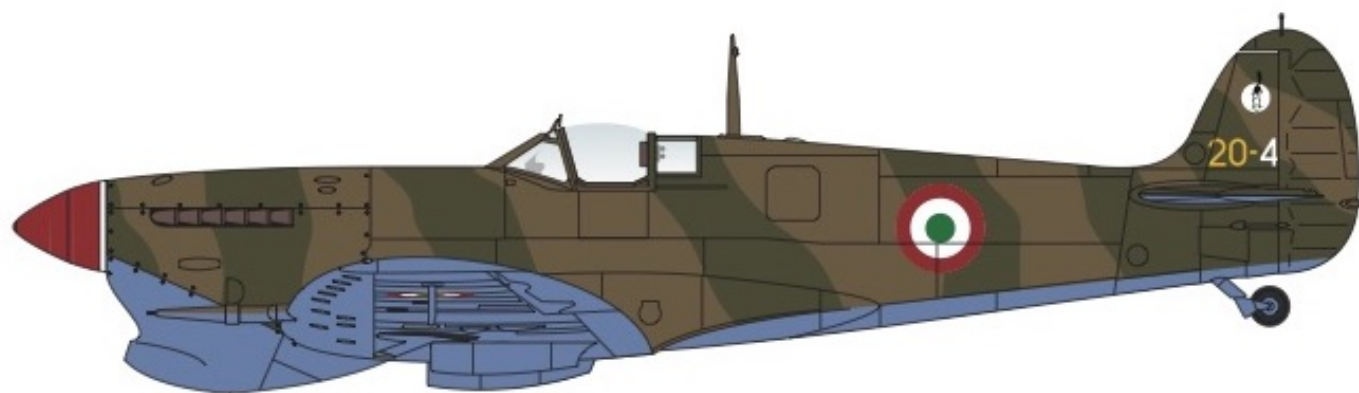


Supermarine Spitfire Mk.Vc Overseas Users



For the best results these decals should be applied to a gloss surface such as provided by either Xtracolor or Xtracrylix paints. Cut out the decal required and soak in warm water until the decal is released from the backing paper. Wet the area to be decaled with MICRO SET which will help to eliminate air trapped under the decal and position the decal.

After 5 or 10 minutes wet the decal with MICRO SOL which will soften the decal and ensure that it settles down over any surface detail. Allow the decal to dry for at least 12 hours. During this time some wrinkling of the decal may occur, this is normal. Do not touch the decal at this time.

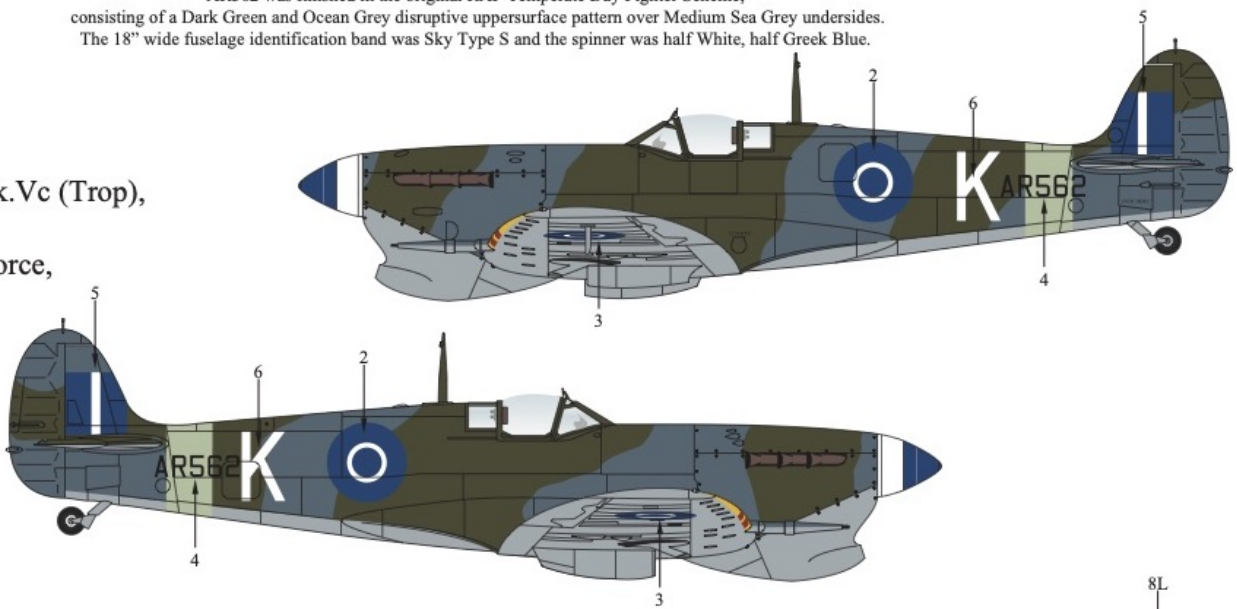
Carefully check for small air bubbles and if there are any prick with a needle and apply a drop of MICRO SOL. After all air bubbles have been eliminated and the decals are dry wash the entire model with water to remove any excess decal adhesive.

When completely dry the whole model should be sprayed with a coat of Xtracolor or Xtracrylix Flat, Satin or Gloss varnish depending on the finish required.

Store in a cool dry place, avoid sunlight, dampness or extremes of temperature and/or humidity.

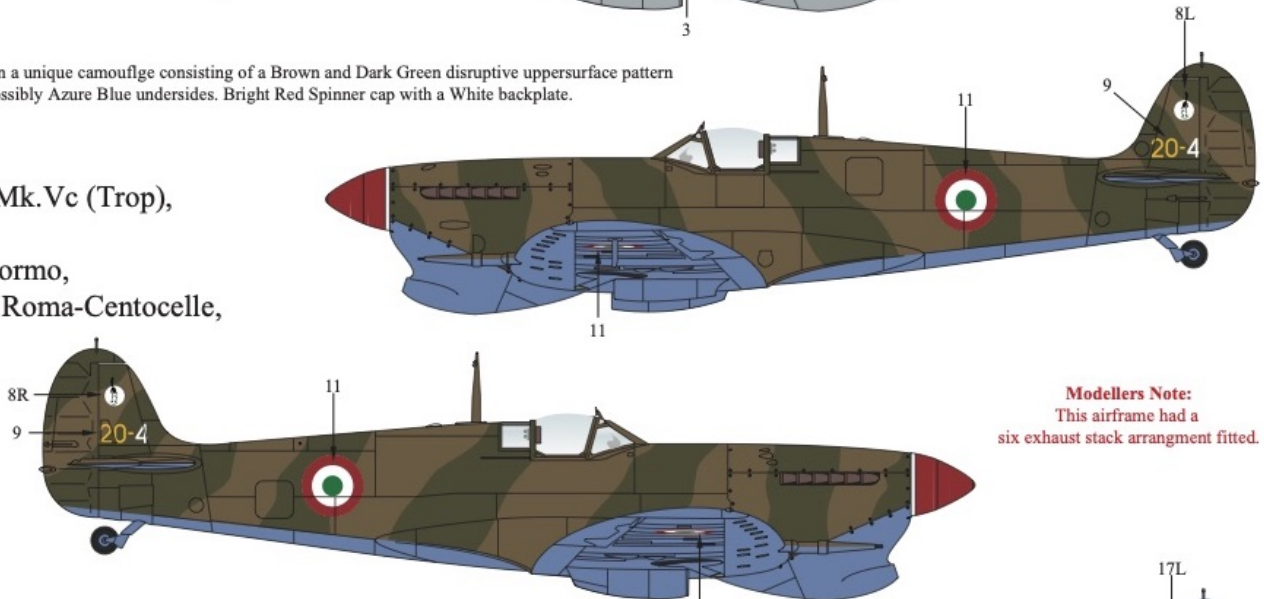
AR562 was finished in the original RAF Temperate Day Fighter Scheme, consisting of a Dark Green and Ocean Grey disruptive uppersurface pattern over Medium Sea Grey undersides. The 18" wide fuselage identification band was Sky Type S and the spinner was half White, half Greek Blue.

Supermarine Spitfire Mk.Vc (Trop),
 JK345
 of Royal Hellenic Air Force,
 based in Greece,
 1946.



'20-4' was finished in a unique camouflage consisting of a Brown and Dark Green disruptive uppersurface pattern over possibly Azure Blue undersides. Bright Red Spinner cap with a White backplate.

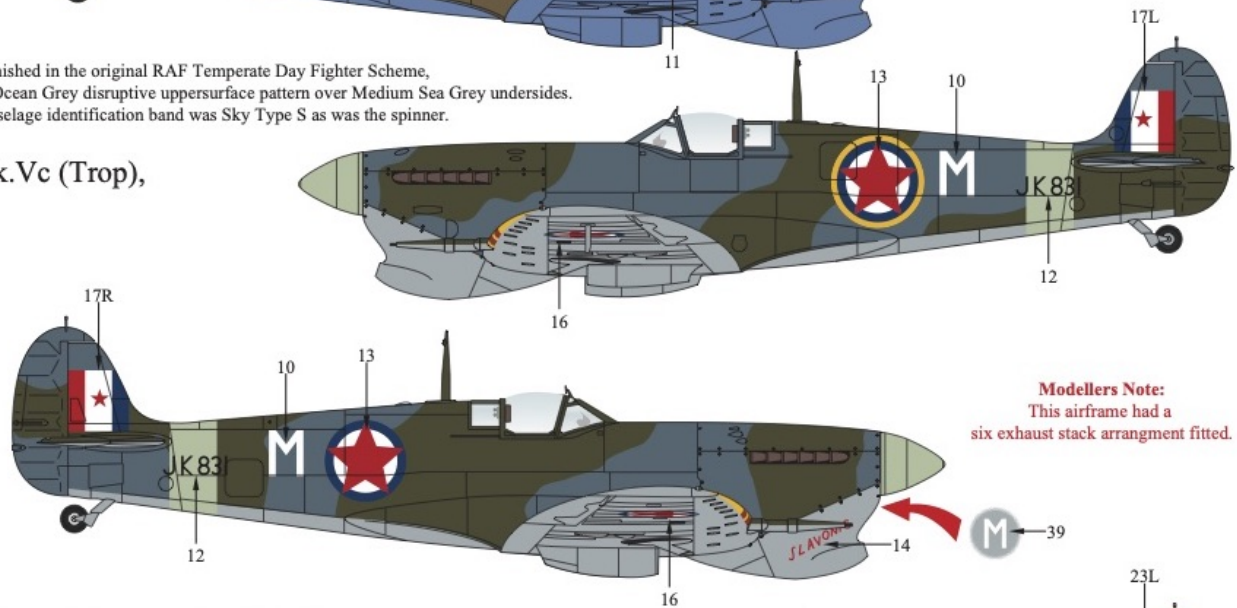
Supermarine Spitfire Mk.Vc (Trop),
 '20-4'
 of 20° Gruppo, 51° Stormo,
 based at Aeroporto di Roma-Centocelle,
 Roma, Italy,
 November,
 1945.



Modellers Note:
 This airframe had a six exhaust stack arrangement fitted.

JK831 was finished in the original RAF Temperate Day Fighter Scheme, consisting of a Dark Green and Ocean Grey disruptive uppersurface pattern over Medium Sea Grey undersides. The 18" wide fuselage identification band was Sky Type S as was the spinner.

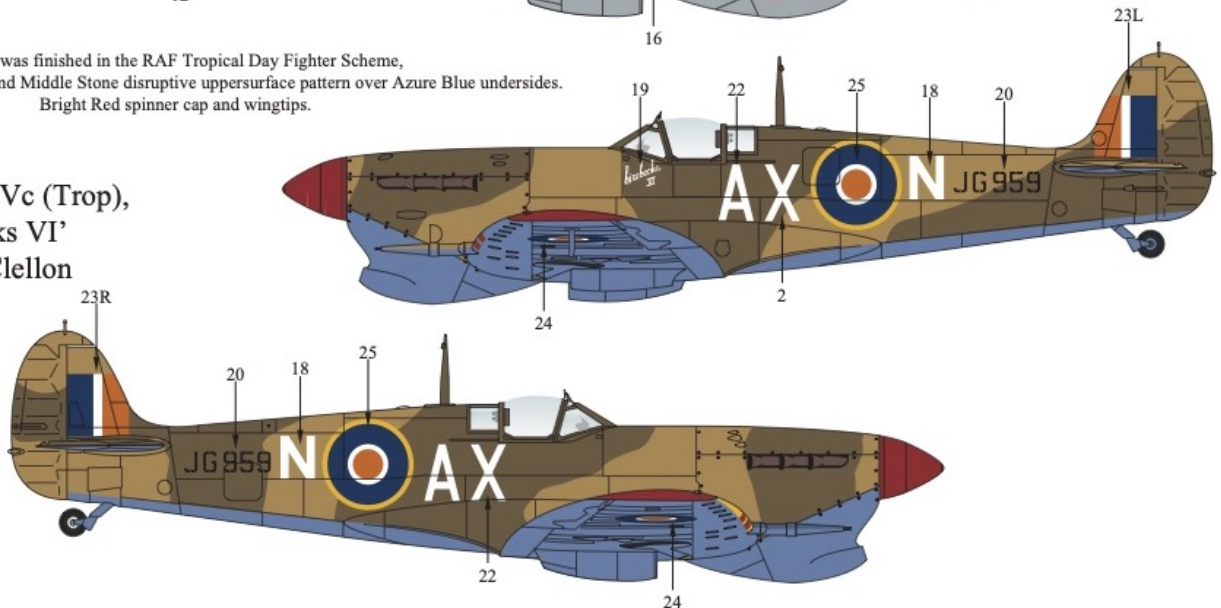
Supermarine Spitfire Mk.Vc (Trop),
 JK831, 'M/Slavonic'
 of 352 Squadron,
 Royal Air Force,
 based at Canne, Italy,
 1944.



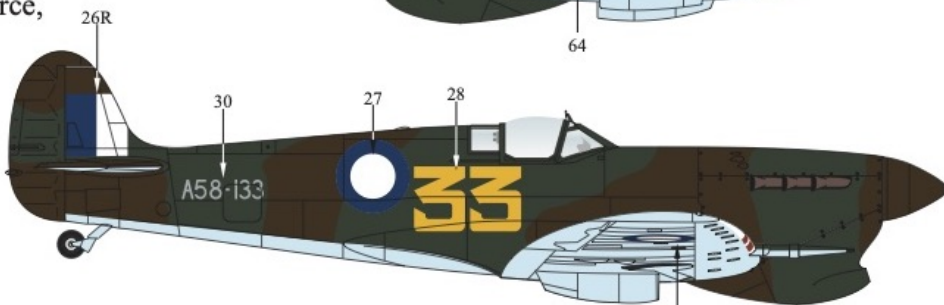
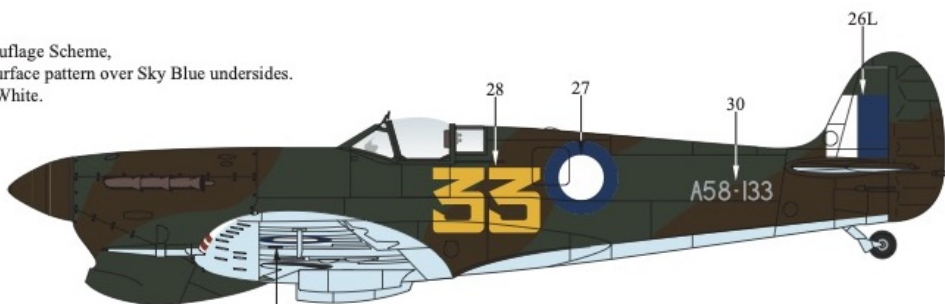
Modellers Note:
 This airframe had a six exhaust stack arrangement fitted.

JG959 was finished in the RAF Tropical Day Fighter Scheme, consisting of a Dark Earth and Middle Stone disruptive uppersurface pattern over Azure Blue undersides. Bright Red spinner cap and wingtips.


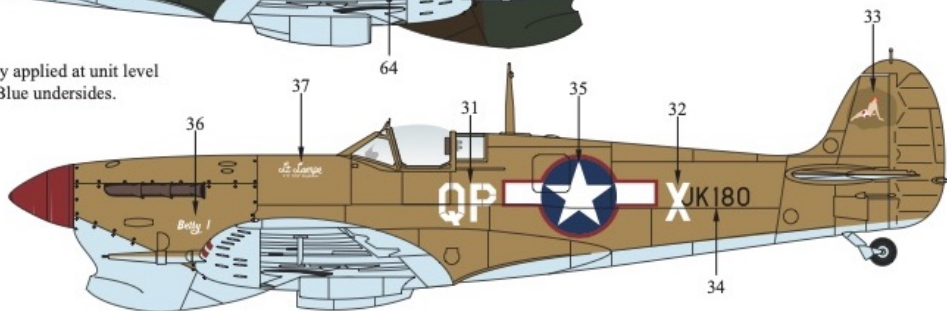
Supermarine Spitfire Mk.Vc (Trop),
 JG959, 'AX.N'/'Circocooks VI'
 flown by Lieutenant McClellon
 Eric Sutton Robinson
 of 1 Squadron, SAAF,
 based at Ben Gardane,
 Tunisia,
 March,
 1943.



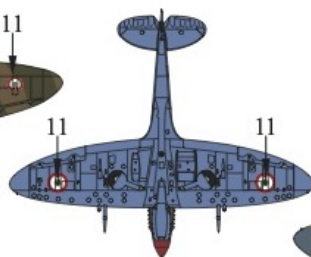

JK345 was finished in the RAAF Camouflage Scheme, consisting of Foliage Green and Earth Brown disruptive uppersurface pattern over Sky Blue undersides. The wing leading edges were White.



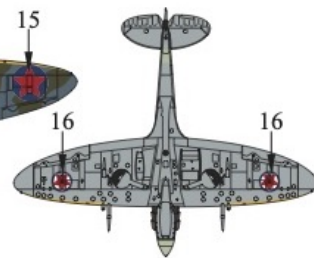
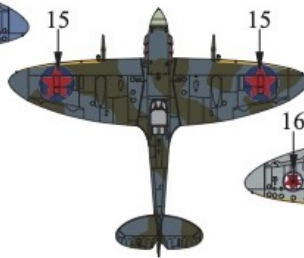
JK180 was finished in a non-standard camouflage scheme, possibly applied at unit level consisting of a 'Light Stone' uppersurface colour over Sky Blue undersides. Bright Red spinner cap.



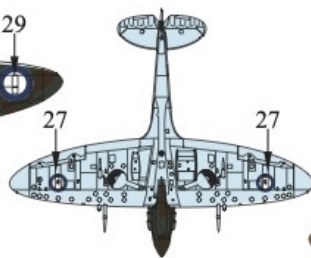
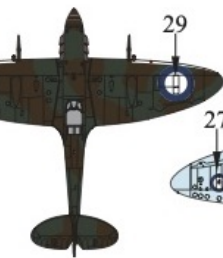
Supermarine Spitfire Mk.Vc (Trop), '20-4'.



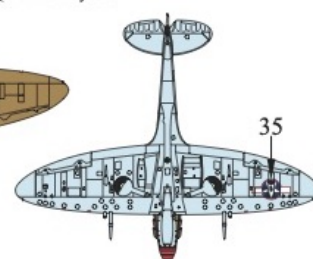
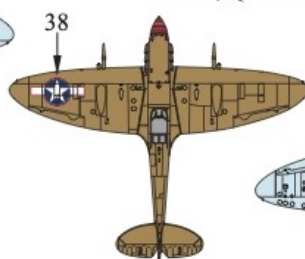
Supermarine Spitfire Mk.Vc (Trop), JK831, 'M/Slavonic'.



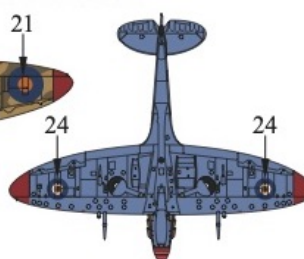
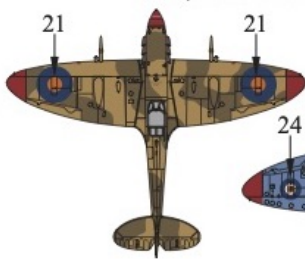
Supermarine Spitfire Mk.Vc (Trop), A58-133, '33'.



Supermarine Spitfire Mk.Vc (Trop), JK180, 'QP*K/-Betty I-'.



Supermarine Spitfire Mk.Vc (Trop), JG959, 'AX.N'/'Cirecooks VI'.



Xtracolor Paints
 X001 Dark Green
 X002 Dark Earth
 X003 Medium Sea Grey
 X006 Ocean Grey
 X007 Sky

X009 Middle Stone
 X012 Night Black
 X014 Red
 X026 Azure Blue
 X030 Roundel Blue
 X405 White
 X501 Silver

Paints:
 The colours used on these aircraft can be found in the Xtracolor (prefix number with X) and Xtracrylix (prefix number with XA1) range of paints.

Xtracrylix Paints
 XA1001 Dark Green
 XA1002 Dark Earth
 XA1003 Medium Sea Grey
 XA1006 Ocean Grey
 XA1007 Sky

XA1009 Middle Stone
 XA1012 Night Black
 XA1014 Red
 XA1026 Azure Blue
 XA1041 White