





Original artwork by  
AviationProject.com

# 339 SQN



Shape and place of front sensor on gun bay



(easily made from epoxy puty)

IFF front antennas shape and place




find dimensions and shape in instructions easily made from plastic sheet



Parachute door details for AUP

Rear top tail antenna detail



DIAS antennas NOT AT ALL PLANES check your references

In scale  
1/72

Hasegawa C02 (best choice most complete)  
Revell F-4F (have slotted stabilizers)

1/48

Hasegawa F-4E

1/32


REVELL F-4E MIG KILLER

REVELL F-4G


TAMIYA F-4E

(need extra extended slats)

All these details easily can find in scale from several Phantom versions kits (EJ J S) as spare parts DON'T FORGET GREEK AUPs HAVE ALL EXTENDED SLATS AND SLOTTED STABILIZATORS



Rear Instrument Panel



Front Instrument Panel

**IFF ANTENNAS  
POSITION**  
4PCS

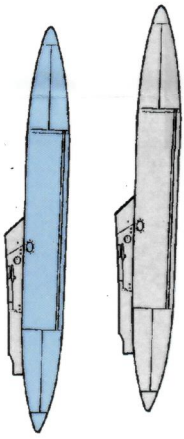


CAMO PATTERN ARE BASIC SAME ON ALL AUPs BUT THE LINES MAYBE ARE DEFERENT BETWEEN PLANES

RED AND WHITE STRIPE FOR CLOSED WING SLAT (for open white x2)  
1/72 0,7mm (1,4mm)  
1/48 1,00mm (1, mm)  
1/32 1,5mm (3,00mm)

GREEK F-4E AUPs HAVE THE CAPABILITY AND ARMED WITH 2 AIM-120 AMRAAM ON THE FRONT PLACE OF AIM-7 (WHEN HAVE THE CENTERLINE TANK ON) AND 2 AIM-9P AND 2 AIM-9L ON CLASSIC INWARD DOUBLE RACK. IF SEE A 338ers SQ PLANE ALSO WILL SEE THEM WITH THE LITENING AIMING POD (ALSO A CAPABILITY OF ALL AUPs BUT THE 339SQ SPECIALIZES ON BOMBING ATTACK) ON FRONT LEFT AIM-7 PLACE. AFTER 2018 ALL 2 SQ THAT HAVE THE AUPs (338-339) HAVE BE ONE . SO YOU CAN SEE THEM WITH ANY LOAD.






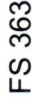
WING AND CENTERLINE TANKS YOU WILL SEE THEM IN 2 BASIC COLORS BUT ALSO IN OLDER PHOTOS AND OTHERS...




FRONT SENSOR PLACE



REFERENCE PHOTO OF SENSOR AND LITENING POD

-  FS 35237
-  FS 36251
-  FS 36307
-  FS 36320
-  FS 36231(SUGGESTED)
-  SILVER
-  FS 36375



SILVER

ONLY UNDER

ONLY UNDER

DESIGNED AND PRINTED IN GREECE

**PROCAL**

By

Orestis Petroutsopoulos

<https://www.facebook.com/Procal-Decals>

APPLY ALL KIT BASIC STENCILS OR ASK FOR PROCALs FOR F-4E AUP STENCILS

