

# MiG-29 FULCRUM A

# МиГ-29

CED48003

CED72003

*(Russian & Non-CIS Air Forces)*



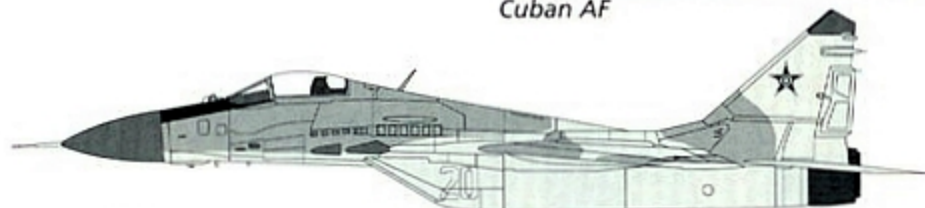
*Soviet/Russian AF: Guards Aviapolk*



*Indian AF: 47 Sq "Archers"*



*Cuban AF*

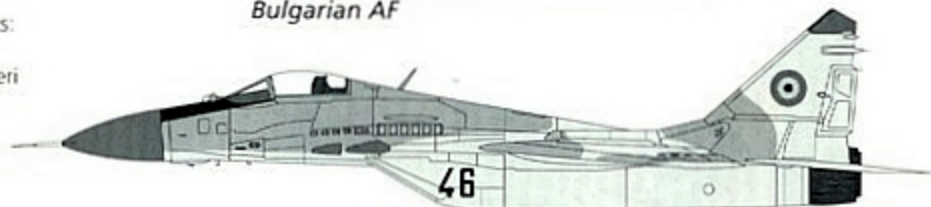


*Bulgarian AF*

Recommended kits:

1/48: Minicraft

1/72: Airfix or Italeri




*Romanian AF*

**Cutting  
Edge**

MODELWORKS

P.O. Box 3956  
Merrifield, VA 22116  
USA

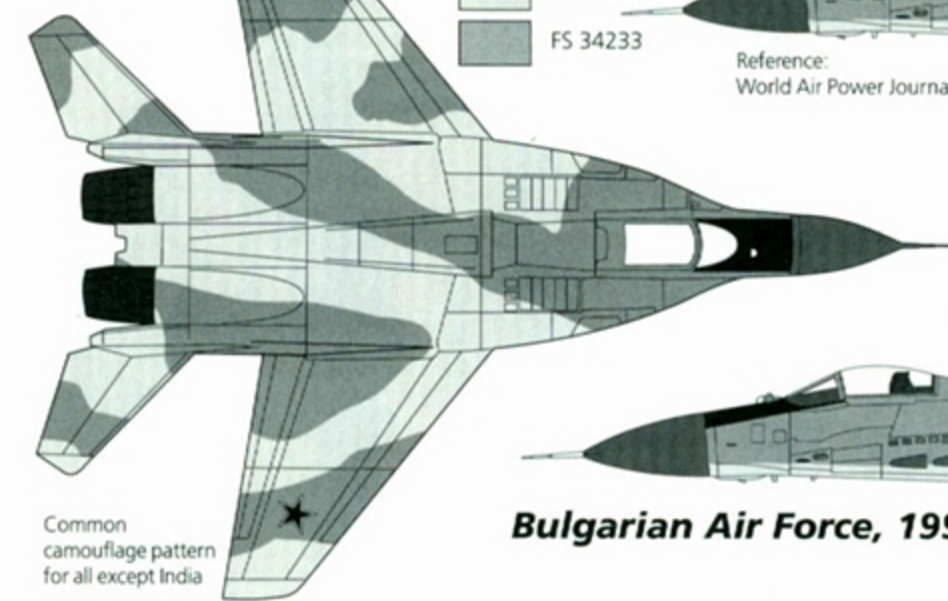


National insignia location for:  
Soviet/Russia  
Bulgaria  
Romania  
(same position on bottom of wing)

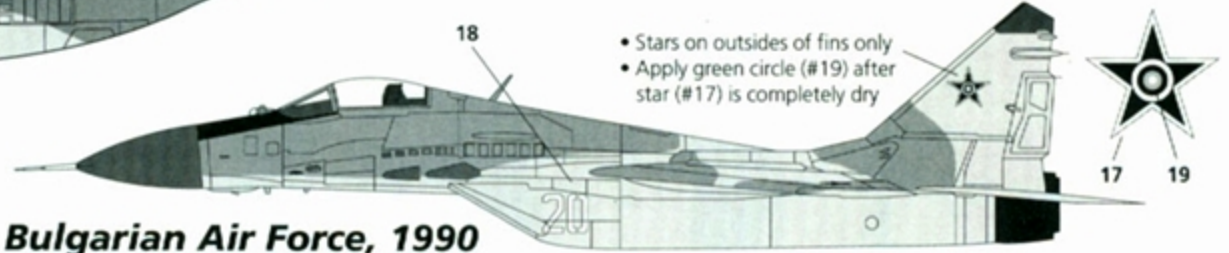
FS 35237  
FS 34233

Reference:  
World Air Power Journal, Vol 4, p. 84

**Soviet/Russian AF  
Guards Aviapolk  
Kubinka, Russia, ca. 1989**



Common camouflage pattern for all except India



**Bulgarian Air Force, 1990**

- Stars on outsides of fins only
- Apply green circle (#19) after star (#17) is completely dry

Reference:  
MiG-29 in action, Squadron/Signal, p. 34



Reference:  
News video


**Cuban Air Force  
San Antonio del los Baños, 1992**

Cuba's few Fulcrums have very simple markings (no roundels). Their finishes are extremely weathered.

**47 Squadron  
Indian Air Force  
Air Combat Maneuvering  
(ACM) Scheme, 1991**

This Fulcrum is from the first Indian buy from the USSR and apparently has full Soviet-style avionics, including the small white IFF antennas next to the infrared sensor and below the nose.

Reference: (KB707)  
World Air Power Journal, Vol 12,  
pp 138, 148



NOTE: Very broad overspray between camouflage colors  
FS 35237  
FS 34233

- Roundels in same position below wing
- Apply center dot (#3) after roundel (#2) is completely dry

Paint both sides of vertical and horizontal stabs medium blue, FS 15183.

"Archer" figure faces forward on both sides (#4 left, #5 right)

The serial (KB707) lays on a rectangle of the background camouflage color (FS 35237)

Outsides of each fin only

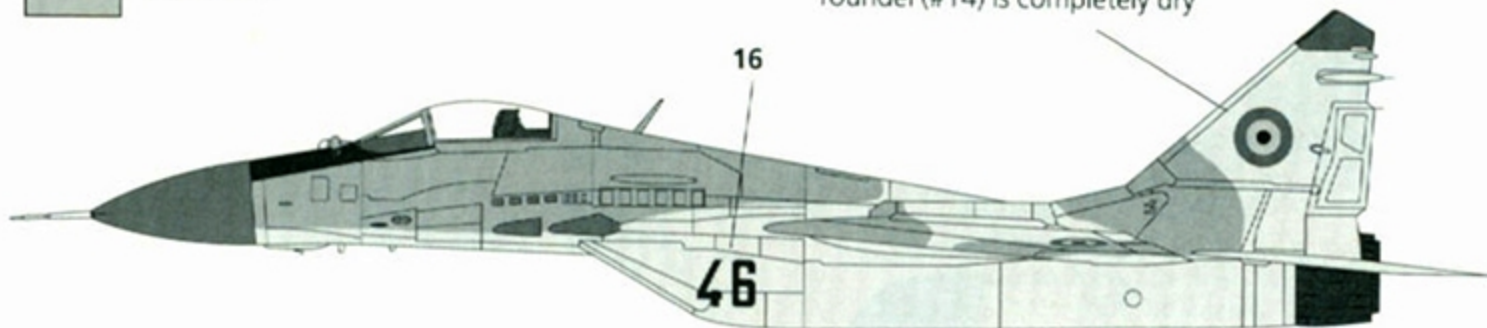
**General Notes:**

- The more we discover about the Fulcrum, the clearer it is that the Soviets/Russians use numerous camouflage patterns and colors, which means the various air forces around the world use them too. Those shown on this sheet are confirmed for the aircraft depicted.
- From our study of available evidence, it seems that there are probably five basic "air superiority" gray camouflage patterns in use, although it's obvious the painters have considerable latitude in following the pattern. We have been unable to pin down individual patterns to specific aircraft types or subtypes (MiG 29 9.12 or MiG 29 9.13 or Mig 29UB) or to where they were manufactured (Znamia Truda or Nizhni Novgorod).
- Two different types of IFF (Identification-Friend-or-Foe) antennas can be fitted. Soviet and most Warsaw Pact (and Russian and Ukraine, etc.) aircraft have a small, white, blade-type IFF aerial next to the infrared sensor on the nose and below the nose. For some export aircraft (and apparently some WARPAC as well), the older ODD RODS antenna are carried in the same locations. So: check your photos! The ODD RODS are a dull metallic gray (anodized gray).
- For the aircraft shown, markings on the left and right fuselage sides are generally symmetrical
- Fin tips & nose radome are dark gray, FS 16187
- Antiglare panel is black, FS 37038
- Wheel hubs are dark green, FS 34138
- Gear struts and wheel wells are light gray, FS 26373
- Cockpit is mostly light gray, FS 26373. The seat is gloss black with black cushions and tan, white, or blue straps (many variations exist).
- Air intakes interiors approximate FS 34552
- Exhausts are dark natural metal

Cyrillic stencilling is available on **Cutting Edge Modelworks** decal sheets CED48001/CED72001 Su-24 Fencer. These sheets also include "lotsa dots," those little colored dots the Soviets use on removable panels, a different style of Guards insignia (there are LOTS of different styles!), as well as the standard Soviet maintenance badge of excellence seen on some aircraft.



- Roundels on outsides of fins only
- Apply blue circle (#15) after roundel (#14) is completely dry



## Romanian Air Force Kogalniceanu Airport, Romania, 1990

References:  
World Air Power Journal, Vol 4, pp 90-91  
MiG-29 in action, Squadron/Signal, p. 34

### Color Cross References:

(taken from the **IPMS Color Cross-Reference Guide**—used with permission)

- FS 15183 Gunze H015, Humbrol HB13, Tamiya XF08  
FS 34233 Red Paint SP2  
FS 35237 Floquil M202, Gunze Sangyo H337, Humbrol HU19,  
Modelmaster 1721, Mr Color 337, Pactra A37,  
Xtracolor X126

NOTE: Xtracolor makes a "MiG 29 Grey Green X611" and "MiG 29 Grey X612;" however, we haven't seen these paints

Credit where it's due: Jennings Heilig  
Peter Steinemann  
Bruce Buchner  
Bill Strandberg  
...Thanks, guys!

## Applying the Decals

You probably already know all this stuff, so feel free to use your regular process...however, if you're new to aftermarket decals, here goes:

- Generally, use the Microscale Finishing System. We don't recommend extremely strong decal solvents such as Solvaset.
- Your model must have a smooth, glossy surface, as decals won't adhere well to matte surfaces. Use gloss paints or your favorite clear gloss overspray over matte or semigloss paint.
- Cut each subject out without trimming off the excess film (this helps the decal film disappear when dry).
- Put the decal in warm water that has a drop or two of liquid dishwashing soap or photo-flo for 10 seconds.
- When the decal will slide off the backing paper without forcing it, apply it to the proper position on your model. Slide the backing paper out from underneath.
- Gently blot off excess water and smooth out bubbles under the decal surface. If you wish, carefully brush on a mild decal softener such as Micro-Sol.
- When all decals are completely dry, gently wash off all excess decal adhesive.
- Finally, overcoat your model with a good quality gloss coat, followed by your choice of matte or eggshell clear topcoat.

*Good luck and good modeling!*

**Cutting Edge Modelworks** products are available from...

75 page catalog of decals,  
kits, conversions, tools,  
books, magazines, etc. is  
available for only \$3.00



P.O. Box 3956, Merrifield, VA 22116, USA