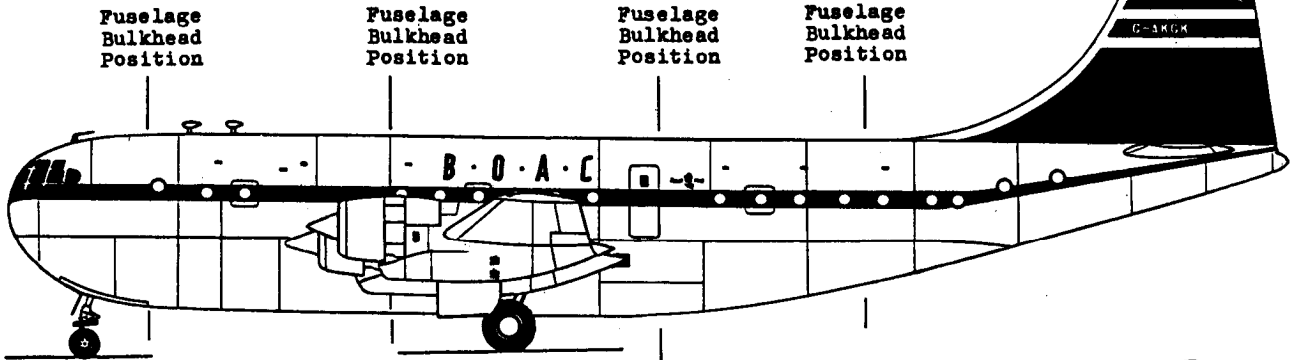


Welsh Models 1-144 SKYLINER SERIES



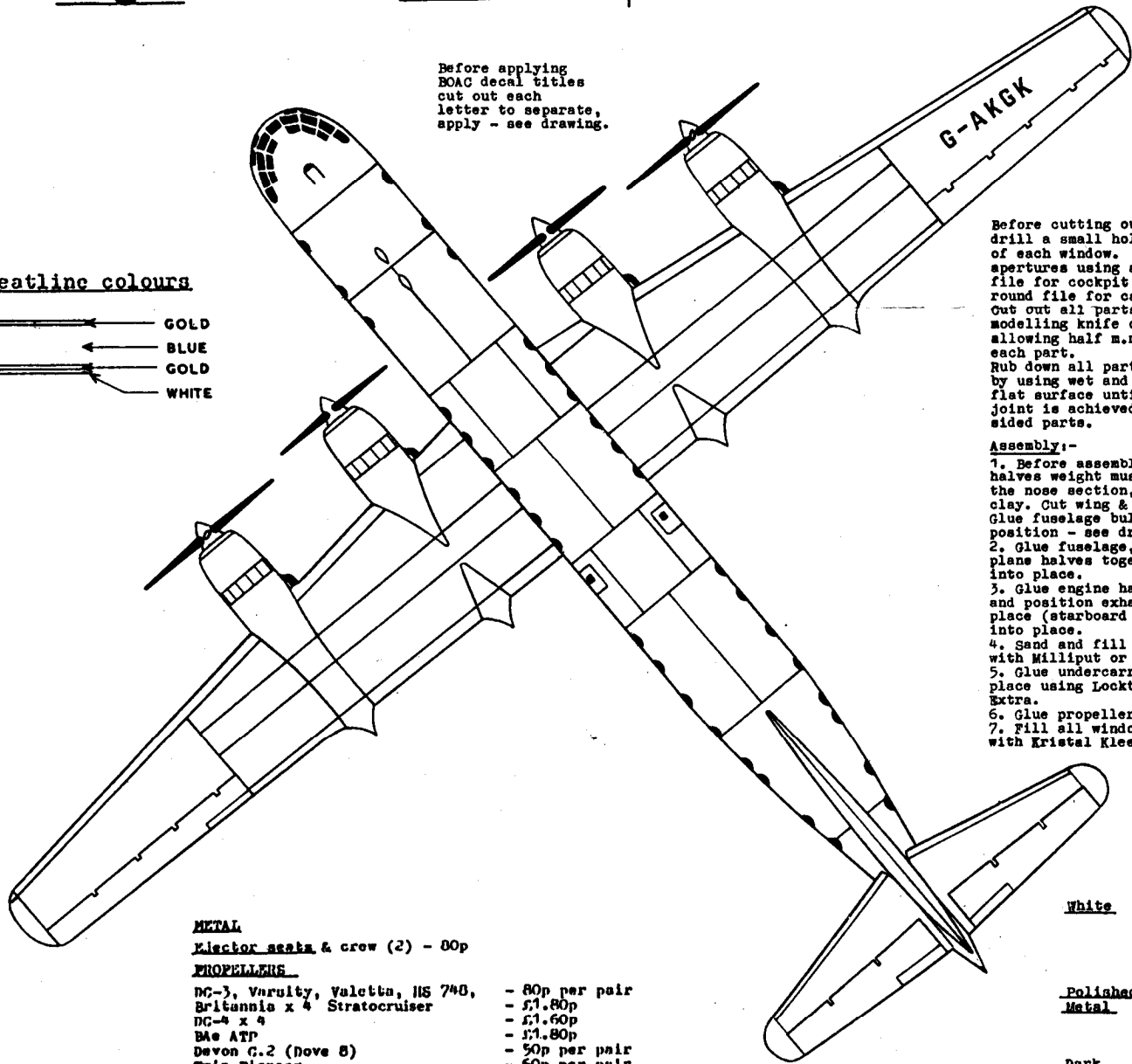
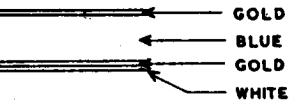
BOEING B377 STRATOCRUISER

Kit No SL13



Before applying
BOAC decal titles
cut out each
letter to separate,
apply - see drawing.

Cheestline colours



Before cutting out any parts
drill a small hole in the centre
of each window. File out window
apertures using a square needle
file for cockpit windows and a
round file for cabin windows.
Cut out all parts with a sharp
modelling knife or scissors
allowing half m.m. border around
each part.
Rub down all parts on flat side
by using wet and dry pinned to a
flat surface until a centreline
joint is achieved on all double
sided parts.

Assembly:-

1. Before assembling fuselage
halves weight must be added to
the nose section, i.e. lead or
clay. Cut wing & tailplane slots.
Glue fuselage bulkheads into
position - see drawing for ref.
2. Glue fuselage, wing and tail-
plane halves together and fix
into place.
3. Glue engine halves together
and position exhaust pipes into
place (starboard side only). Fit
into place.
4. Sand and fill where required
with Milliput or similar.
5. Glue undercarriage into
place using Loctite Super Glue
Extra.
6. Glue propellers into position.
7. Fill all windows and windscreen
with Kristal Kleer.

METAL

Electrical seats & crew (2) - 80p

PROPELLERS

DC-3, Varsity, Valetta, HS 740,	- 80p per pair
Britannia x 4 Stratocruiser	- £1.80p
DC-4 x 4	- £1.60p
BAe ATP	- £1.80p
Devon G.2 (Dove 8)	- 50p per pair
Twin Pioneer	- 60p per pair
Pembroke	- 50p per pair
Viscount x 4	- £1. 60
Dart DC-3	- 80p per pair
Gannet A.E.W.3	- 80p per pair

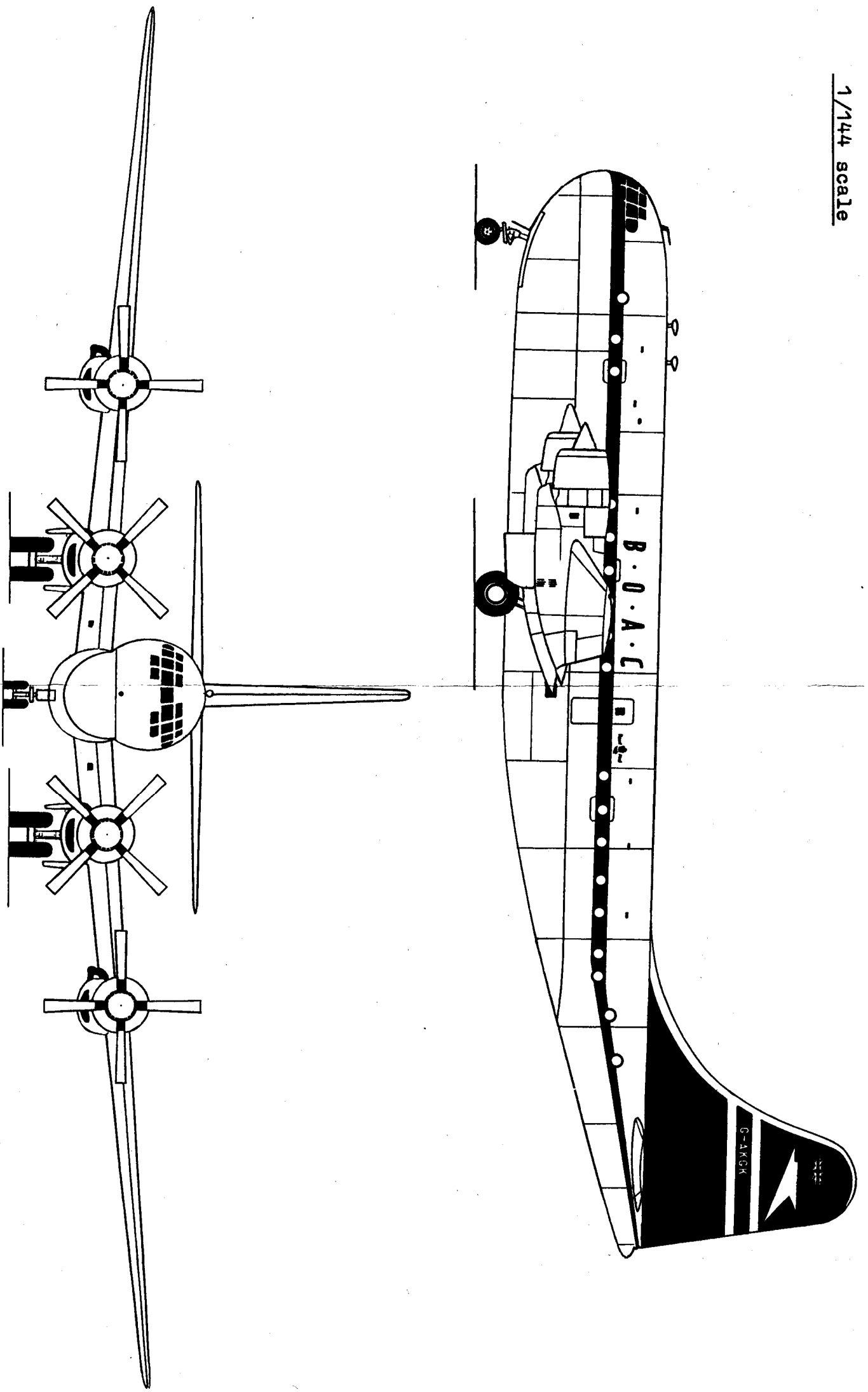
<u>White</u>	Top half of fuselage & leading edge of fin.
<u>Polished Metal</u>	Bottom half of fuselage, wings, engines and tailplane.
<u>Dark Blue</u>	Main cheatline and fin.

Postage UK

Up to £4	£0.60
£7.50	£1.00
£10	£1.50
£20	£2.00
Over £25	free

D.R. WADE, HILLSIDE COTTAGE, LECKWITH HILL,
NR. CARDIFF, GLAM, U.K. CF1 8AS. TEL: 0222 371815

1/144 scale



B.O.A.C

G-AROK