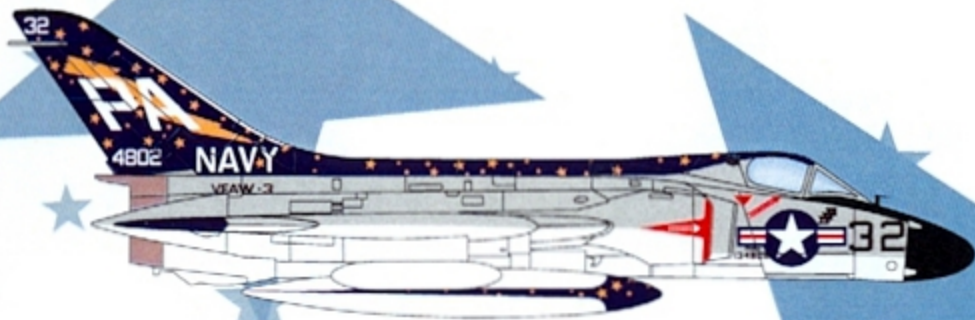
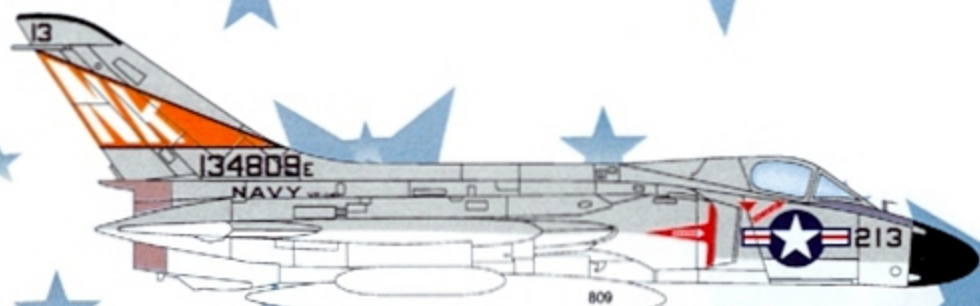


PRODUCTS

AeroMaster™

F4D-1 Skyrays

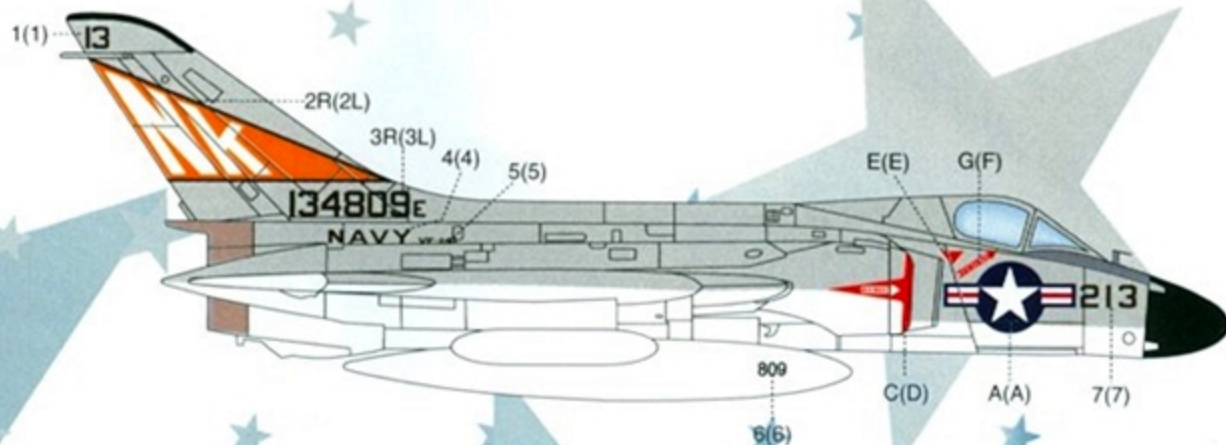
Part 2



Suggested Kit: Tamiya 1/48th Skyray



F4D-1 Skyray of VMF-542. Black Radome with Dk. Gull Gray anti-glare panel. Little is known of this squadron's use of the F4D, but this scheme was used very little or may have even been a one of a kind experimental decoration.



F4D-1 Skyray of Vf-213 Black Louis. Black Radome with Dk. Gull Gray anti-glare panel, and Lt. Blue Fin/Rudder Checkers and tank/Spine Flashes. Notice the checkers do not meet at leading edge of the fin. After many successful cruises, Vf-213 finally turned in their F4D's for F3H-2's on December of 1959, and by January they finished their affair with the Ray's.

F4D: Basic Color Scheme

Upper Surfaces F.S. 36440 Lt. Gull Gray. Lower Surfaces and upper Elevons Gloss White. Radome could be Black, White, or Dk. Gull Gray. Wing leading edges are natural metal or covered with corrogard, a Dull Dark Aluminum color. The rear section of the fuselage is burned metal (steel or titanium, we do not know). Cockpit interiors were Dk. Gull Gray (F.S. 36231) and wheel wells were Gloss White, as well as the landing gear struts. The above information applies to these 3 birds.

HAPPY MODELLING!

F4D -1 Skyray of VFAW-3. Black Radome with Insignia Blue spine, wing tips, and tank flashes. VFAW-3 was assigned to the Continental Air Defense Command, 27th North American Division (NORAD) in February, 1955. Pilots of this squadron, nicknamed the Blue Nemesis, competed amongst themselves with nicknames, berets, non-standard helmet decorations, etc. They won 2 consecutive Air Force A awards (1959-60) winning the Top Gun Competition at Yuma, 1959. It deployed to Key West in 1963 during the Cuban Missile Crisis.

