

# AeroMaster™

PRODUCTS

Post Korean War Sabres Pt. II



Suggested Kit: Hasegawa/ Academy F-86F Sabre.

F-86 F, Ruby Ann, s/n 52-4537, 69 FBS, Osan, Korea, 1956-7. Flown by Lt. R.C. Mason. Overall natural metal finish with Blue canopy frame and fin/rudder band with Black lightning and White stars. Full Yellow I ID bands



**NOTE:**  
Modeller must match and paint the Yellow and Blue nose sections prior to decaling. Plan ahead!

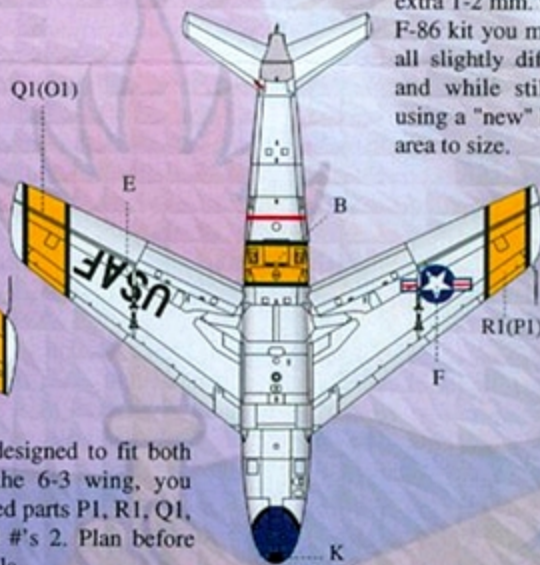
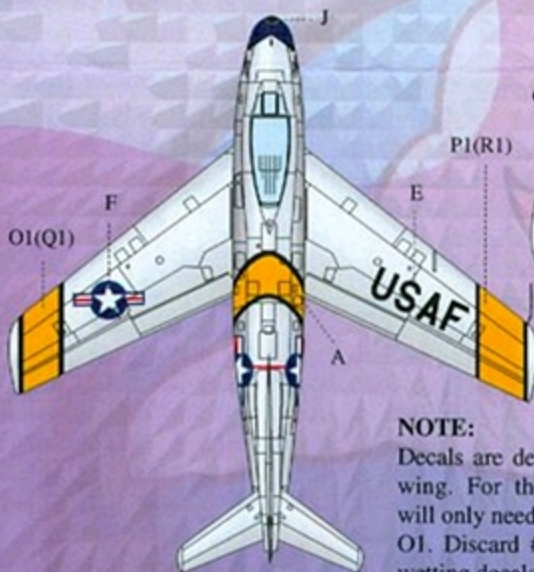


F-86 F, 310 FBS, Osan, Korea, 1957. Overall natural metal finish with Yellow canopy frame, nose and fin/rudder band, with Black lightning and White stars. Full Yellow ID bands.

**NOTE:**  
The nose lightning decal is a little oversize on the bottom section. These extra 1-2 mm. will allow you to use any F-86 kit you may want to use. They are all slightly different. Apply the decal, and while still wet, "CAREFULLY" using a "new" blade, cut the wheel well area to size.



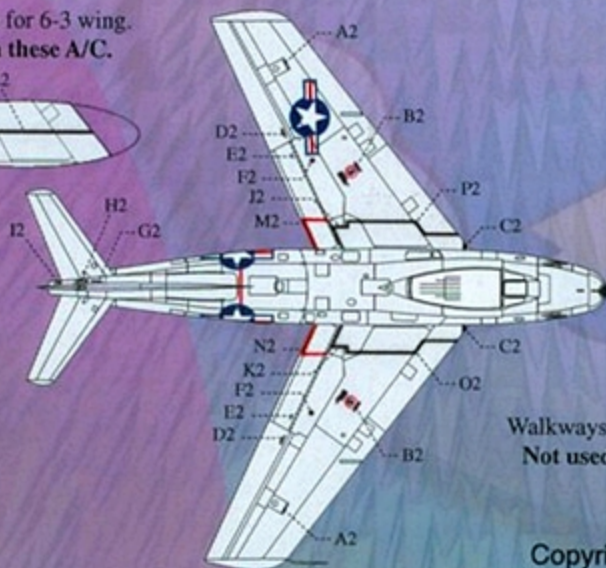
**NOTE:**  
Notice that both Lightning bolts meet on top of the nose and behind the radome Black patch.



**NOTE:**  
Decals are designed to fit both wing. For the 6-3 wing, you will only need parts P1, R1, Q1, O1. Discard #'s 2. Plan before wetting decals.

### STENCILS

Walkways for 6-3 wing.  
Used on these A/C.



Walkways for slatted wing.  
Not used on these A/C.

