

Battle of Britain 75th Anniversary Pt.2 Supermarine Spitfires



For the best results these decals should be applied to a gloss surface such as provided by either Xtracolor or Xtracrylix paints. Cut out the decal required and soak in warm water until the decal is released from the backing paper. Wet the area to be decaled with MICRO SET which will help to eliminate air trapped under the decal and position the decal.

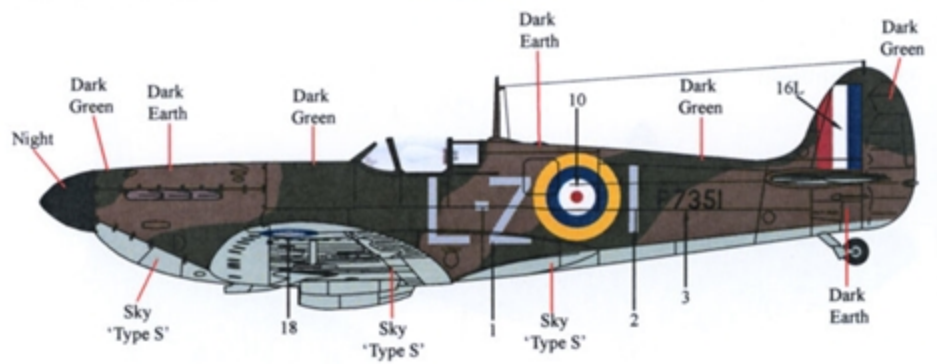
After 5 or 10 minutes wet the decal with MICRO SOL which will soften the decal and ensure that it settles down over any surface detail. Allow the decal to dry for at least 12 hours. During this time some wrinkling of the decal may occur, this is normal. Do not touch the decal at this time.

Carefully check for small air bubbles and if there are any prick with a needle and apply a drop of MICRO SOL. After all air bubbles have been eliminated and the decals are dry wash the entire model with water to remove any excess decal adhesive.

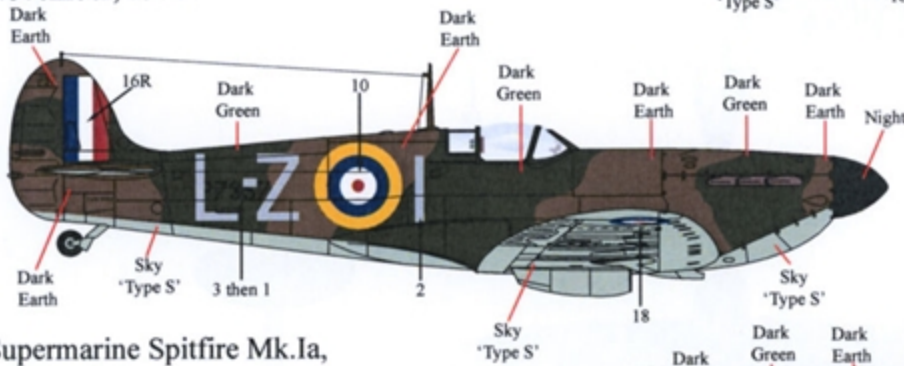
When completely dry the whole model should be sprayed with a coat of Xtracolor or Xtracrylix Flat, Satin or Gloss varnish depending on the finish required.

Store in a cool dry place, avoid sunlight, dampness or extremes of temperature and/or humidity.

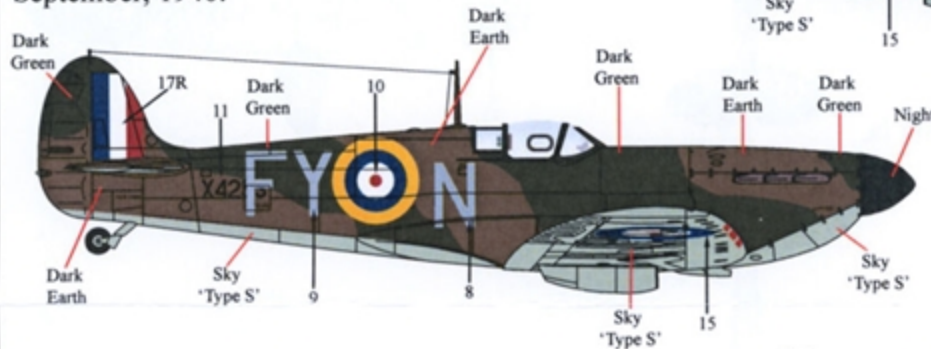
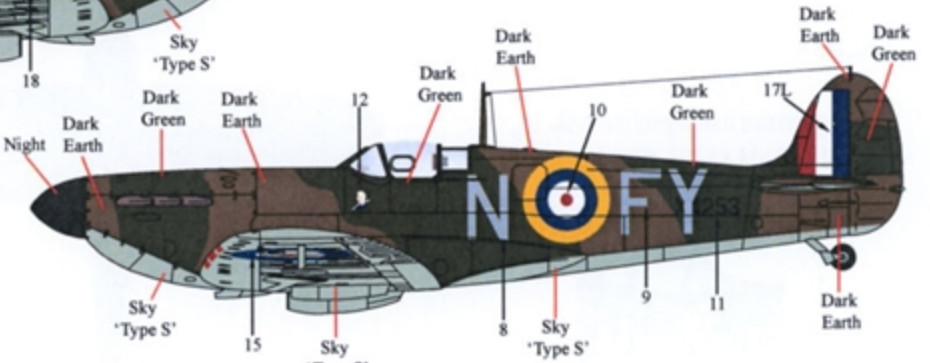
Supermarine Spitfire Mk.IIa,
P7357, 'L-Z.I' flown by
Flight Lieutenant Charles Green of
421 (Reconnaissance) Flight, RAF,
RAF Gravesend, Kent,
November, 1940.



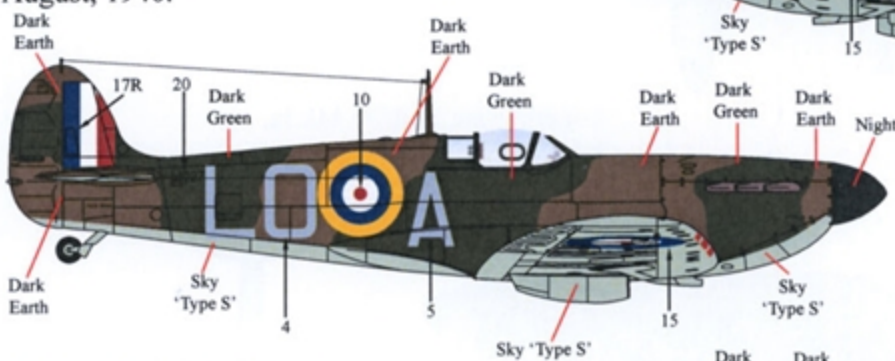
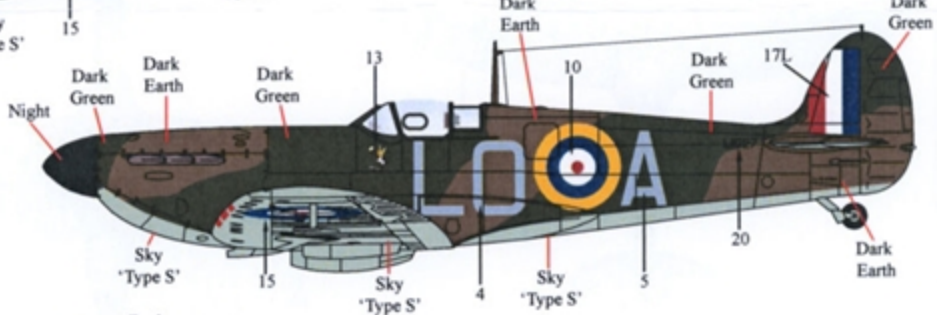
Modellers Note:
This Spitfire Mk.II had canopy side blisters for use in reporting incoming enemy formations.



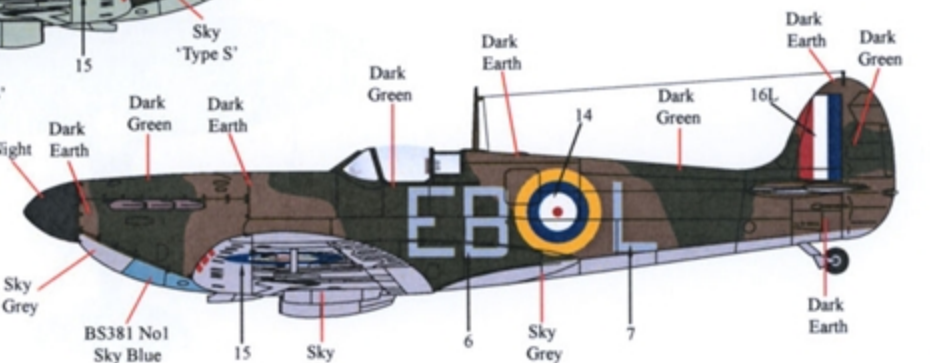
Supermarine Spitfire Mk.Ia,
X4253, 'FY.N' flown by
Sargeant Wilfred Duncan-Smith of
611 Squadron, RAF,
RAF Rochford, Essex,
September, 1940.



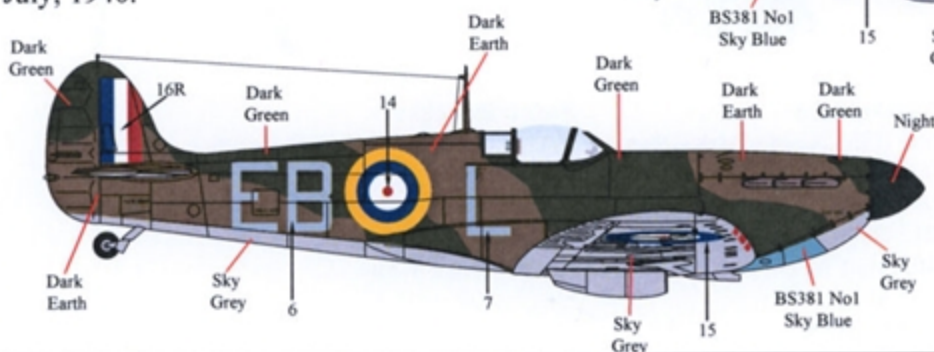
Supermarine Spitfire Mk.Ia,
L1027, 'LO.A/Izal Get You' of
602 Squadron, RAF,
RAF Westhampnett, West Sussex,
15 August, 1940.



Supermarine Spitfire Mk.Ia,
Serial unknown, 'EB.L' flown by Pilot Officer Ted Shipman of 41 Squadron, RAF, RAF Catterick, Yorkshire, July, 1940.



Modellers Note:
This Spitfire Mk.Ia had a replacement chin panel which may have been BS381 No1 Sky Blue or another darker shade compared to the lighter Sky Grey underside colour.



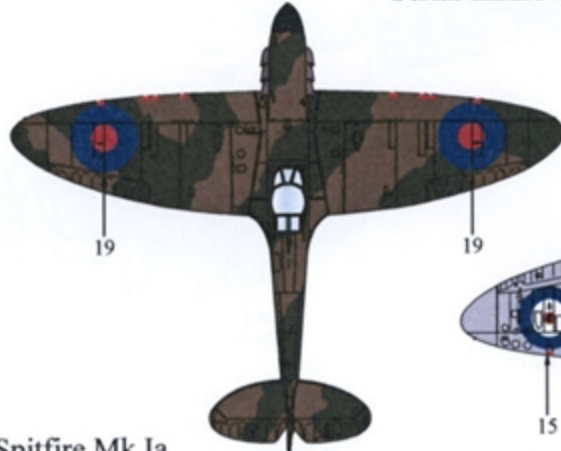
Supermarine Spitfire Mk.IIa,
 P7357, 'L-Z.I'



Extra addition for Airfix 1:48 kit
 (A05126)
 Supermarine Spitfire Mk.Ia,
 X4382, 'LO.G' decal option.



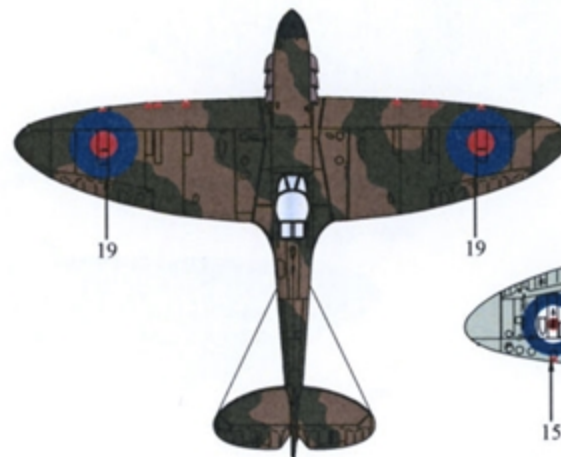
Supermarine Spitfire Mk.Ia,
 Serial unknown, 'EB.L'



Supermarine Spitfire Mk.Ia,
 X4253, 'FY.N'



Supermarine Spitfire Mk.Ia,
 L1027, 'LO.A/Izal Get You'



Paints:

The colours used on these aircraft can be found in the Xtracolor (prefix number with X) and Xtracrylix (prefix number with XA1) range of paints.

- Xtracolor Paints
 X001 BS381C:241 Dark Green
 X002 BS381C:450 Dark Earth
 X007 Sky 'Type S'
 X012 BS381C:642 Night Black
 X405 Matt White
 X501 Silver
 X504 Exhaust

- Xtracrylix Paints
 XA1001 BS381C:241 Dark Green
 XA1002 BS381C:450 Dark Earth
 XA1007 Sky 'Type S'
 XA1012 Night Black
 XA1405 Matt White