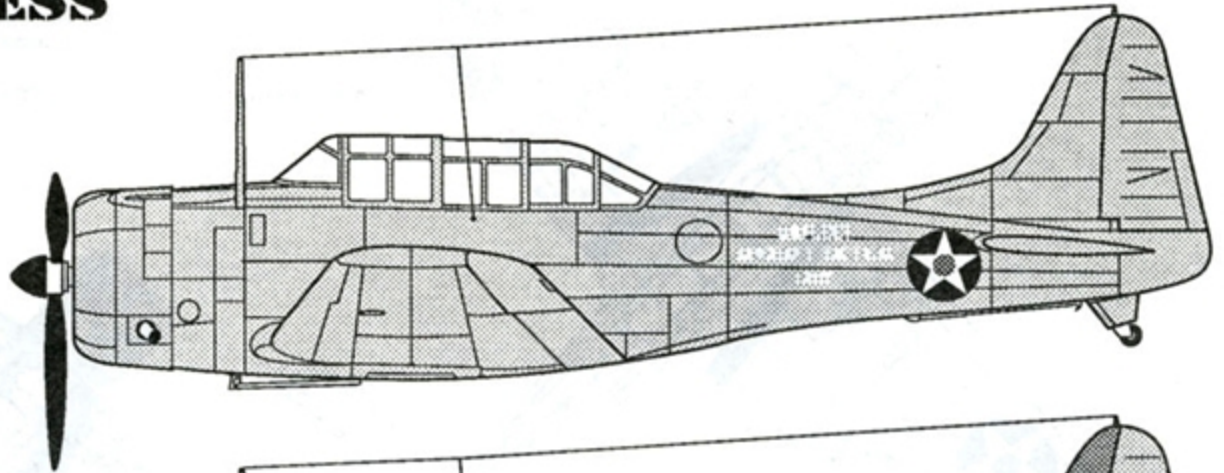


DOUGLAS SBD-3/4

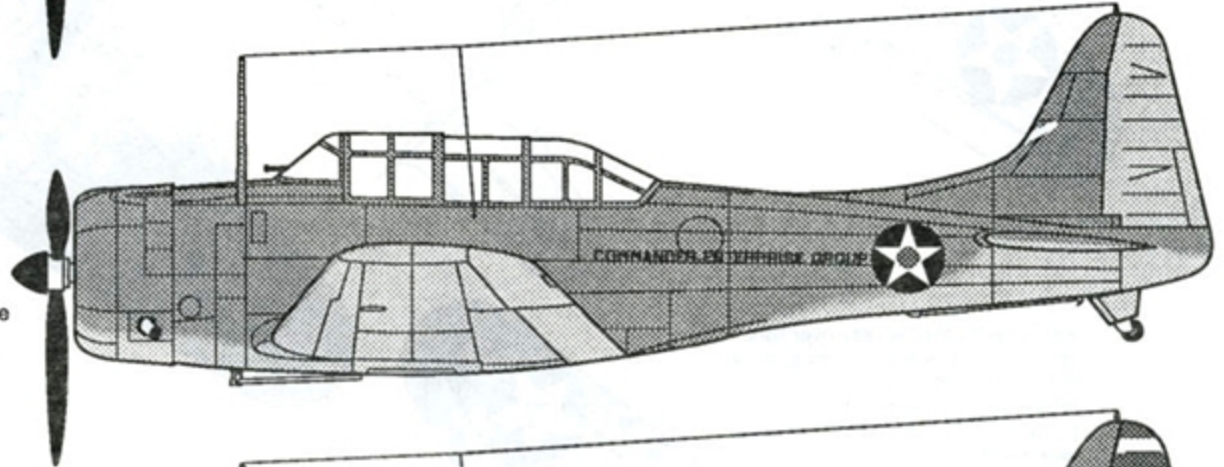
MINISTRY of SMALL AIRCRAFT PRODUCTION

DAUNTLESS

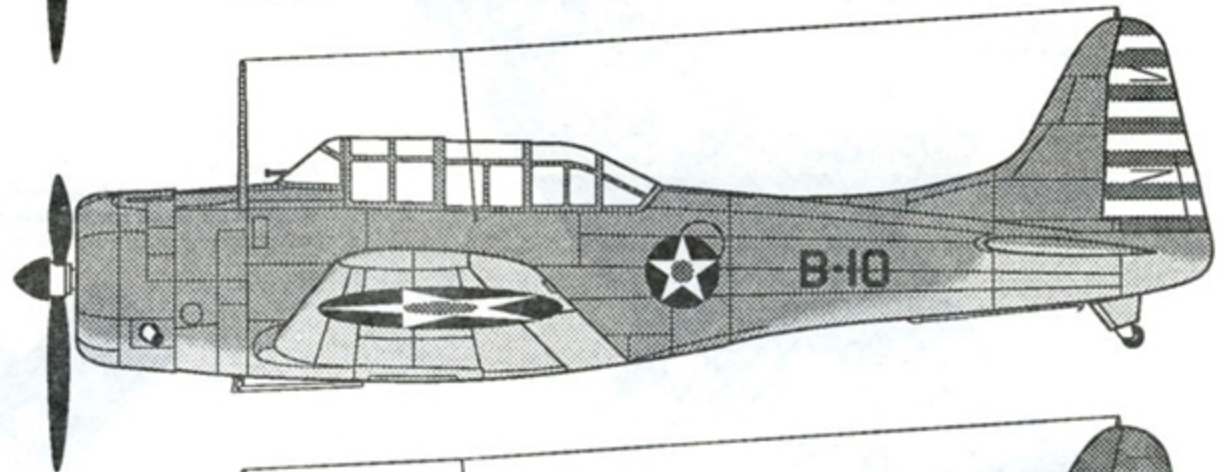
Douglas SBD-3 assigned to the U.S. Fleet Aircraft Tactical Unit (a small unit under the Aircraft Commander, U.S. Fleet Battle Force, which was used to evaluate tactics, etc.). Aircraft is overall Light Grey with black spinner. National insignia carried in four positions. Note that the telescopic gunsight has been removed.



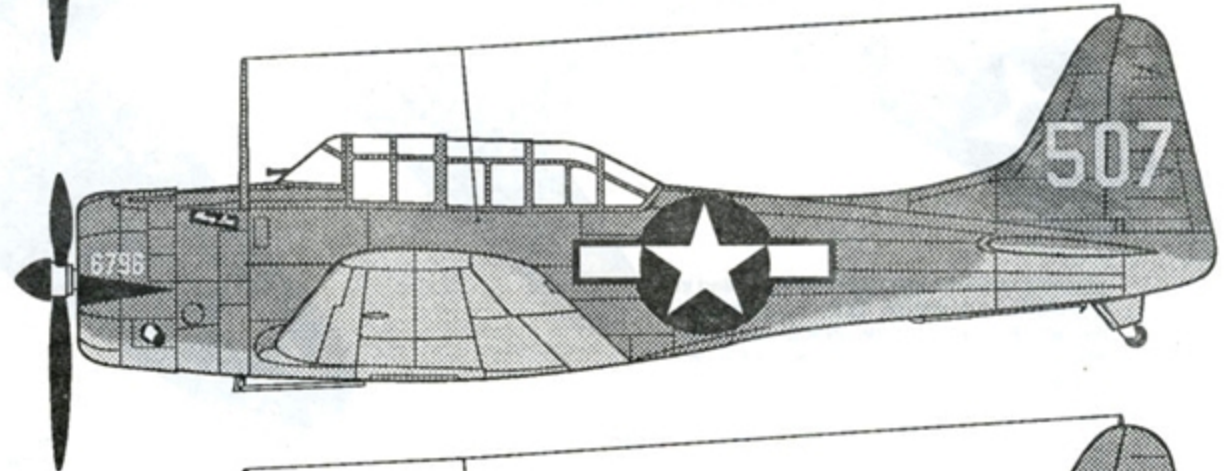
Douglas SBD-3 of Cdr. Howard Young, Commander Enterprise Air Group. Aircraft is finished in standard scheme of Blue Grey uppersurfaces with Light Grey undersurfaces. Rudder is light grey and spinner is black. National insignia carried in four positions (same sizes as for aircraft above). The letters C E G are also carried on the wing uppersurfaces.



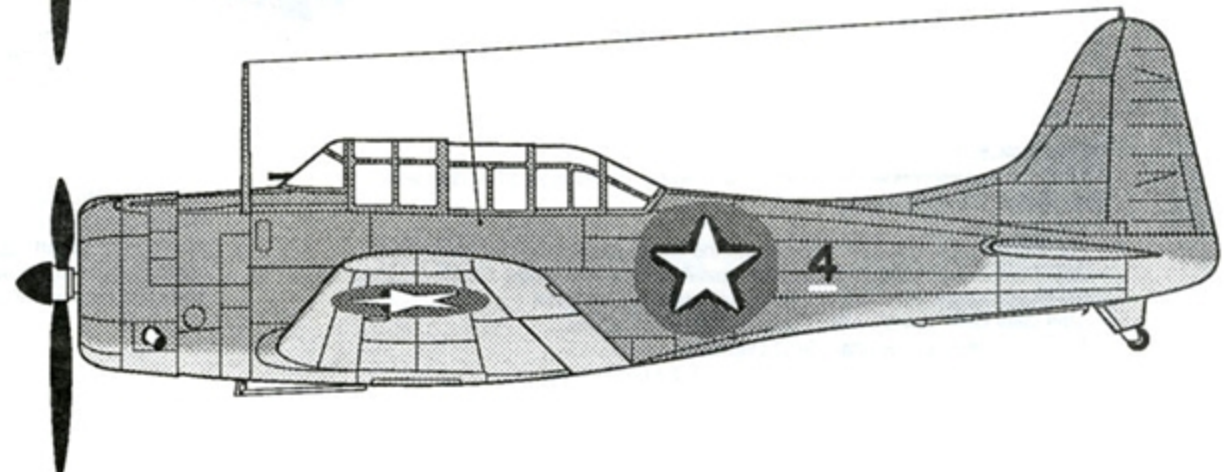
Douglas SBD-3 off the USS Enterprise. Aircraft is finished in standard scheme of Blue Grey uppersurfaces with Light Grey undersurfaces. National insignia carried in six positions, but those on the left wing are full chord, while those on the right wing are considerably smaller – and the fuselage insignia is very small. Rudder is striped red and white. The number "10" is also carried on the wing uppersurfaces.



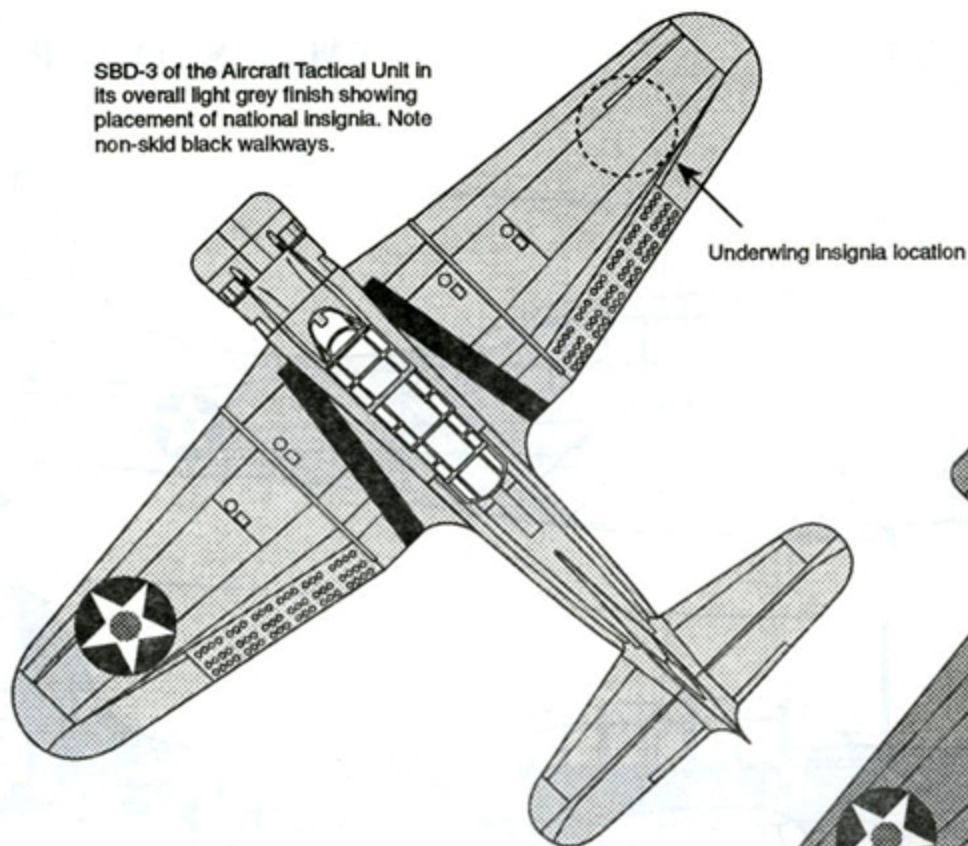
Douglas A-24A Banshee (USAAF SBD-4), Selma Field. A-24s were finished in standard USAAF scheme of Olive Drab over Neutral Grey. This particular machine has had the outlines of the flying surfaces broken up with blotches of Medium Green (FS 34092). The entire aircraft is very worn and dirty.




Douglas SBD-4 of VS-71 Or 72, USS Wasp, Guadalcanal, 7 August 1942. Finish is standard Blue Grey over Light Grey. The national insignia (in six positions) have been enlarged by crudely hand painting with a lighter blue shade (there being no insignia blue available?!). White underlined "4" is also carried on the wing uppersurfaces.




SBD-3 of the Aircraft Tactical Unit in its overall light grey finish showing placement of national insignia. Note non-skid black walkways.




SBD-3 of the Commander Enterprise Air Group. Placement of national insignia is the same as for the earlier scheme at left. Note the letters CEG on the inboard wing panels.



Aircraft B-10 in Blue grey over light grey finish. Note the large insignia on the left wing and smaller ones on the right wing (underwing locations similar). Number 10 is carried on the inboard wing panels.



A-24 Banshee finished in Olive Drab with Neutral Grey undersurfaces. Note how the outline of the wings and tail have been broken up with blotches of Medium Green.



Aircraft 4 of VS-71 national insignia located in four positions as per the right wing insignia on this aircraft. It also has the underlined 4 on the inboard wing panels, as the number 10 is on this aircraft.

KITS
A 1/48 Dauntless kit has been available for many years from Monogram. New releases are those from Accurate Miniatures, and Hasegawa.

REFERENCES

Among the recommended references for building, detailing and finishing your SBD model are the following:

- The Official Monogram US Navy & Marine Corps Aircraft Color Guide, vol. 2
- SBD Dauntless, SB2C Helldiver, Famous Aircraft of the World, Bunrin-Do Co.
- US Navy Carrier Bombers of WW II, Aerodata International
- SBD Dauntless in Action, Squadron/Signal Publications
- Aircraft Profile 196, Douglas SBD Dauntless
- US Navy Carrier Aircraft Colours, 1940-45, by G. Thomas

DECAL APPLICATION

These decals have been produced using a very narrow clear carrier film. When applying the decals to your model carefully slide them from the backing paper onto a wet surface, where they can then be moved into their final position.

MINISTRY of SMALL AIRCRAFT PRODUCTION

Box 94, Str. A, Hull, Qué., J8Y 6M7 Canada