

Third Group Decals™

PO Box 98865 Tacoma, WA 98498-0865 USA
 Tel: (206) 475-9505 ~ Fax: (206) 475-1597
 Internet: TGDecals@aol.com
 A THREE GEESE Publishing Company

1:48 scale

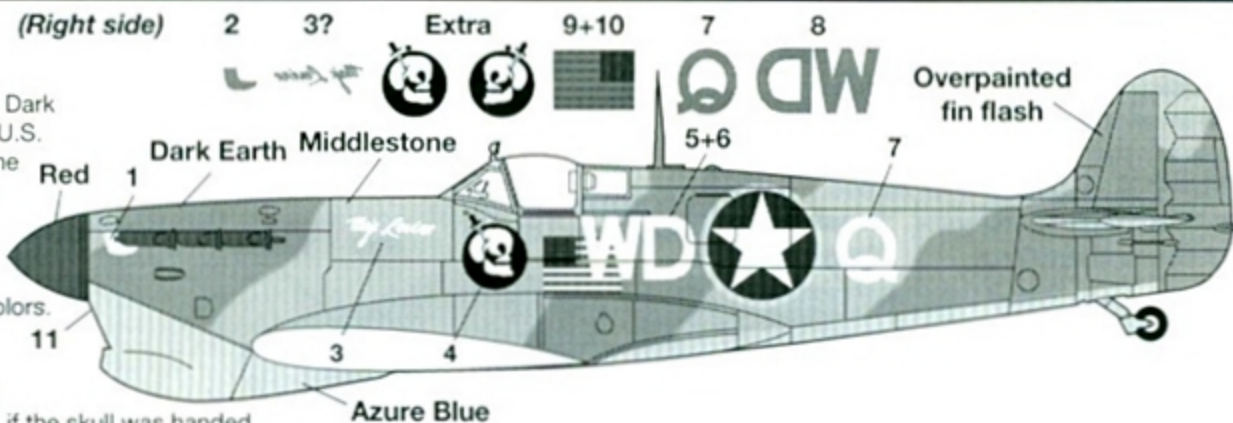
48-012

United States Army Air Force
 Supermarine Spitfire Mk.Vb/c

White WDQ: "Maj. Levine" Spitfire Mk.Vc, 4th FS, 52nd FG, USAAF. This Spitfire wears Dark Earth and Middlestone over Azure Blue with U.S. flags and yellow-ringed insignia applied for the November 1942 "Operation Torch" landings in French North Africa.

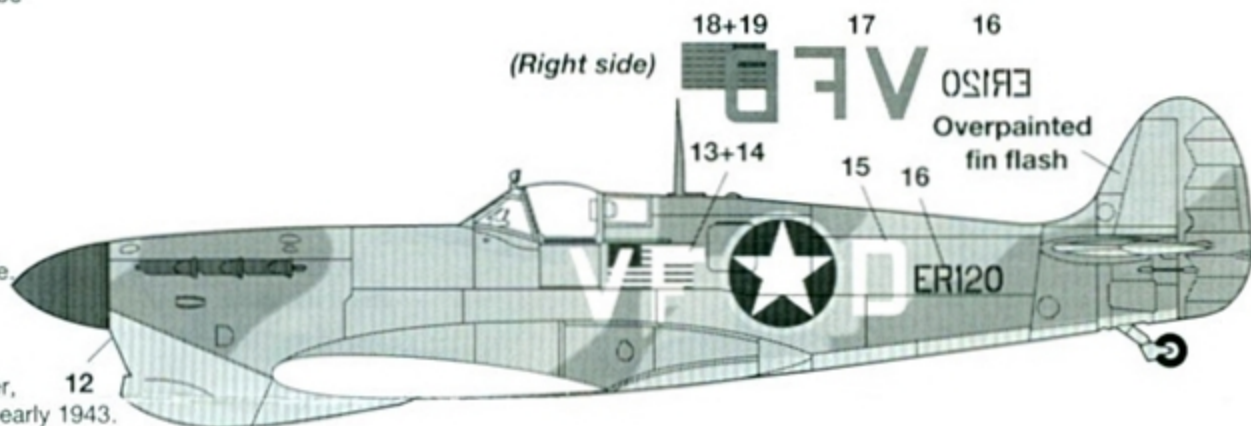
The red spinner caps a yellow-tipped DeHavilland propeller. The RAF fin flash is painted over with surrounding camouflage colors. The individual aircraft letter is repeated beneath the nose (decal 11).

It is not known if the name and skull emblem were repeated on the right side — or, in fact, if the skull was handed. Extras are provided so you can go whichever way you so desire. The small swastika above the skull should be slightly angled towards the knife handle.




White VFD: Spitfire Mk.Vc of the 5th FS, 52nd FG, USAAF, Tunisia, 1943. Camouflage is similar to White WDQ, above. The individual aircraft letter (decal 12) is repeated beneath the nose.

This Spitfire, fitted with a red spinner and a yellow-tipped Rotol wooden propeller, was shot down over central Tunisia during early 1943.

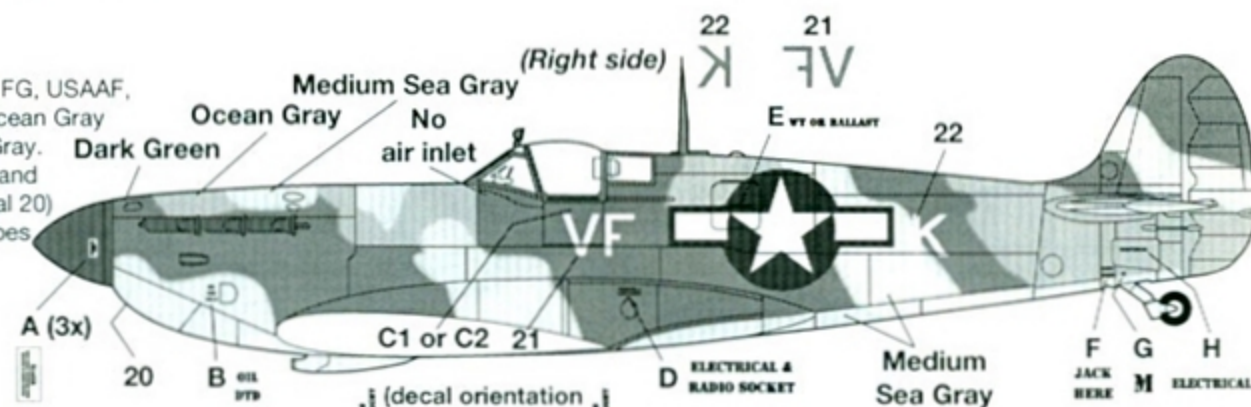


White HLM: "Lobo" Spitfire Mk.Vc of the 31st FG, USAAF, Tafaraoui, Algeria, December 1942. This aircraft was borrowed for a hop by BG Jimmy Doolittle during a visit to the unit, and wears standard RAF Mediterranean theatre camouflage of Dark Earth and Middlestone over Azure Blue. The red spinner caps a yellow-tipped Rotol wooden propeller.

Note the dark colored patch (possibly fresh RAF Dark Earth) under the name "Lobo", and the RAF fin flash painted over with surrounding camouflage. The individual aircraft letter (decals 29+30) is repeated under the nose. This Spitfire does not have air inlets below the windscreen.



White VFK: Spitfire Mk.Vb, 5th FS, 52nd FG, USAAF, in a nonstandard pattern of Dark Green, Ocean Gray and Medium Sea Gray over Medium Sea Gray. Red spinner caps a yellow-tipped DeHavilland propeller. The individual aircraft letter (decal 20) is repeated under the nose. This Spitfire does not have air inlets below the windscreen.



NOTE: Stenciling applies to all Spitfires on this sheet, except where overpainted, which on White VFK is virtually everywhere.

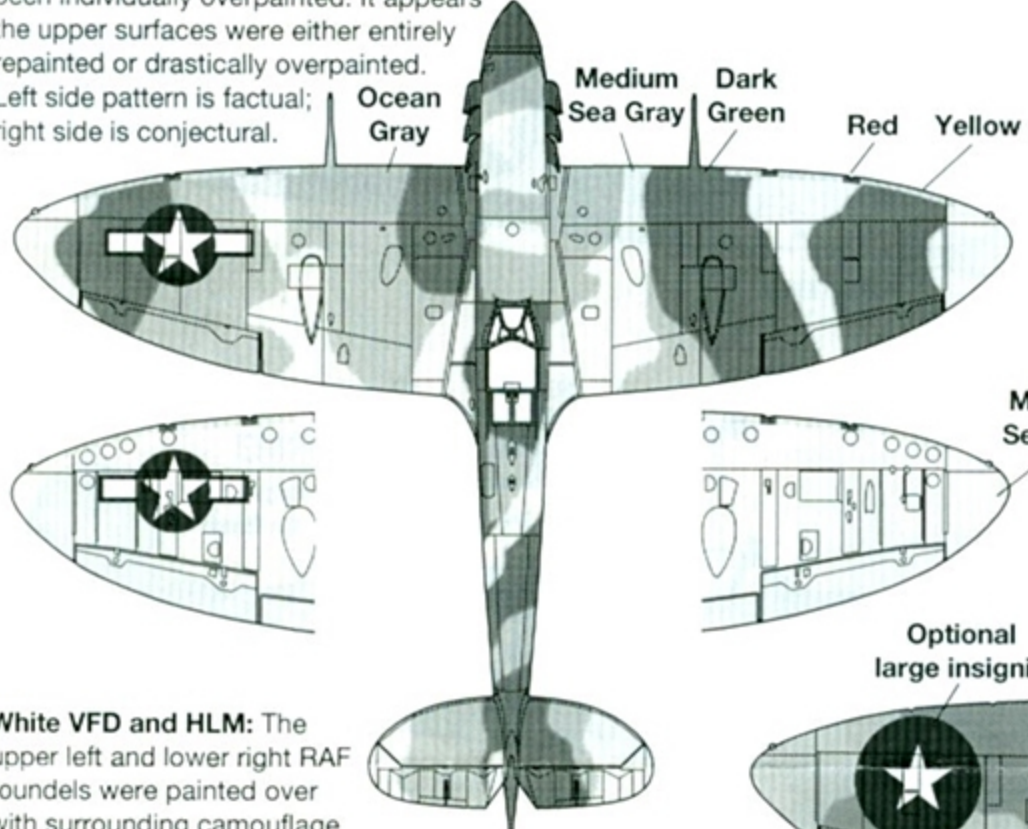
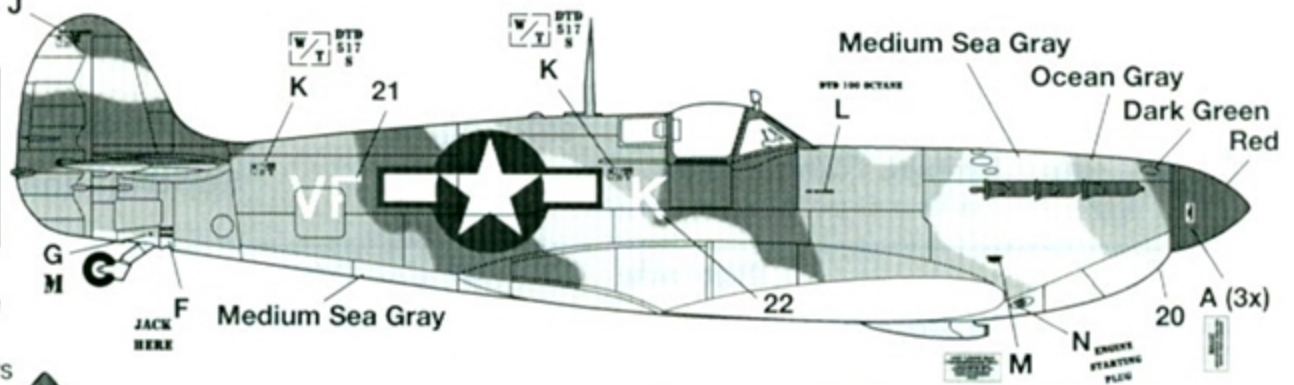
(decal orientation is that of an opened door)
 C1 Hasegawa C2 Tamiya

SAL 65 R23971
W T BTD 305 c J

Stencil arrangement for Spitfire Mk.V.

SPECIAL THANKS TO
Mr. Jim Crow
for providing unpublished photos
(via Mr. Jules Bringuier)
of White VFK & WDQ.

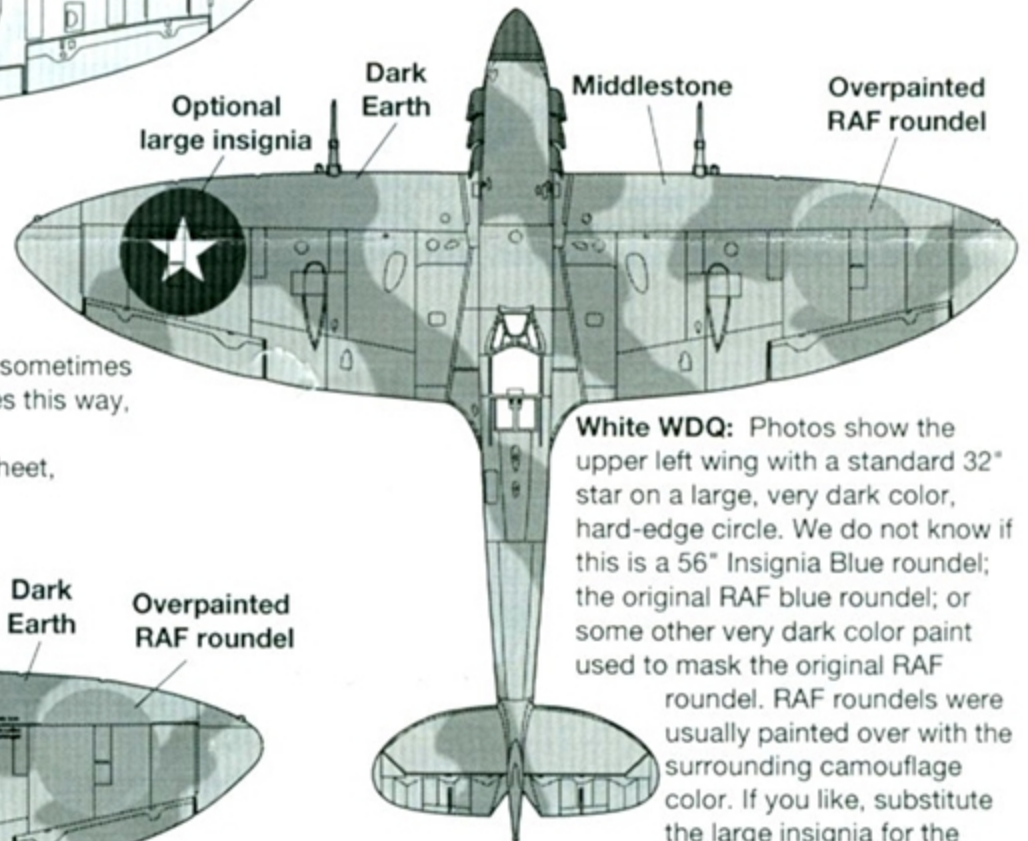
White VFK: Yellow outer wing leading edges with red-doped gun ports. There is no trace of the RAF roundels having been individually overpainted. It appears the upper surfaces were either entirely repainted or drastically overpainted. Left side pattern is factual; right side is conjectural.



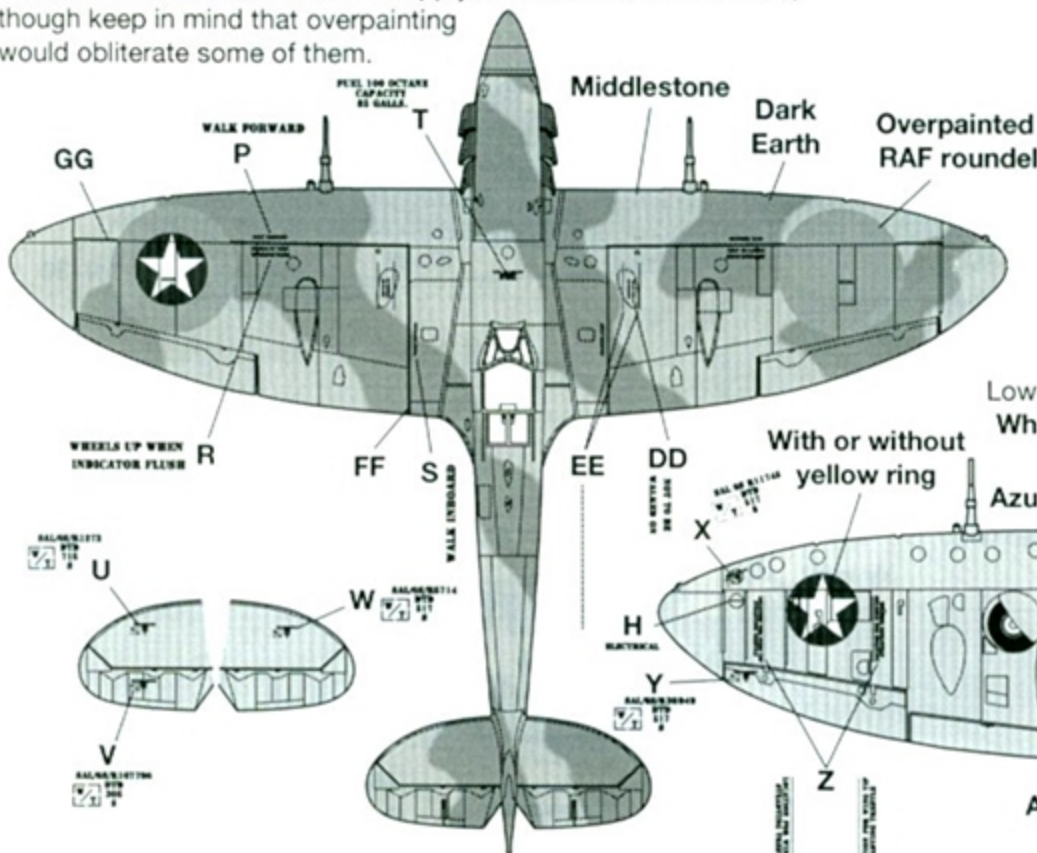
REFERENCES
Spitfire In Action:
J. Scutts, 1980
and unpublished photographs

SUGGESTED KITS
BRINGUIER
AVIATION PRODUCTS
Spitfire "c" wing
HASEGAWA Spitfire Mk.Vb
TAMIYA Spitfire Mk.Vb

White VFD and HLM: The upper left and lower right RAF roundels were painted over with surrounding camouflage colors. Although official directives ordered the complete overpainting of lower wing RAF roundels, the yellow ring was sometimes not painted over. Should you wish to have one of your Spitfires this way, use an extra yellow ring as the backing for the U.S. insignia. Please note that stencil locations apply to all aircraft on this sheet, though keep in mind that overpainting would obliterate some of them.



White WDQ: Photos show the upper left wing with a standard 32" star on a large, very dark color, hard-edge circle. We do not know if this is a 56" Insignia Blue roundel; the original RAF blue roundel; or some other very dark color paint used to mask the original RAF roundel. RAF roundels were usually painted over with the surrounding camouflage color. If you like, substitute the large insignia for the small one.



Lower surface markings for White WDQ, VFD & HLM

