




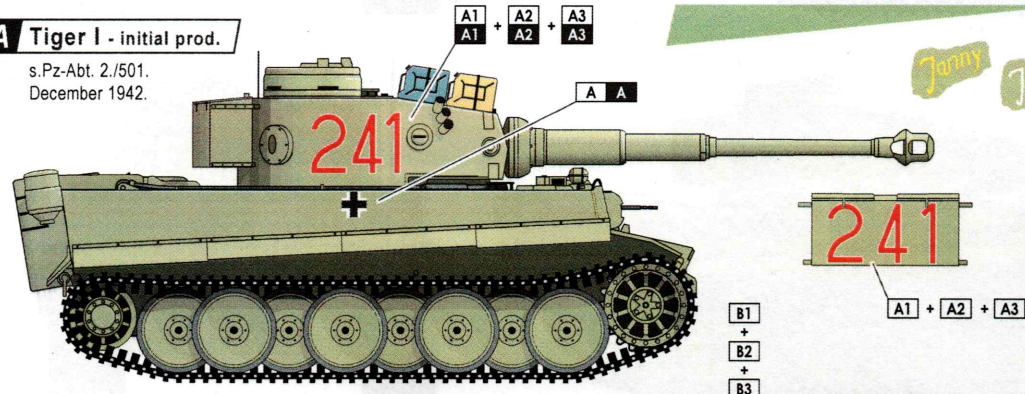
AFRIKA TIGERS

Tiger I - Initial production version
 s.Pz-Abt. 2./501. and
 8./10. Panzer Division



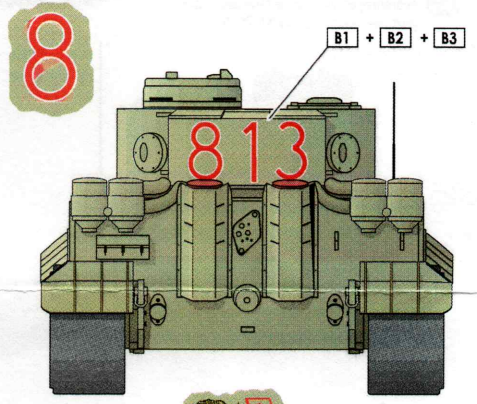

A Tiger I - initial prod.

s.Pz-Abt. 2./501.
 December 1942.



B Tiger I - initial production

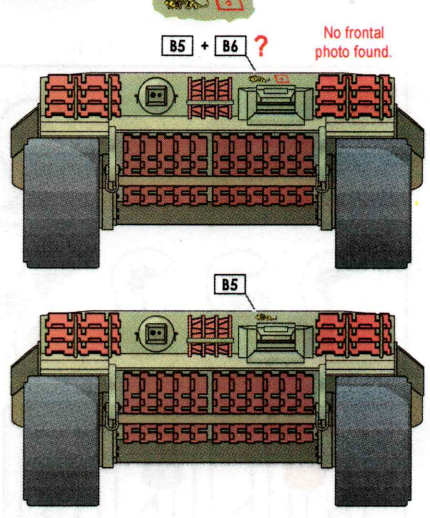


8./10. Panzer Division.
 Tunisia in 1943.



Alternative markings:




This Tiger was earlier numbered 233.



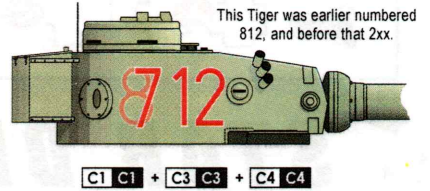

C Tiger I - initial production

8./10. Panzer Division.
 Tunisia in 1943.



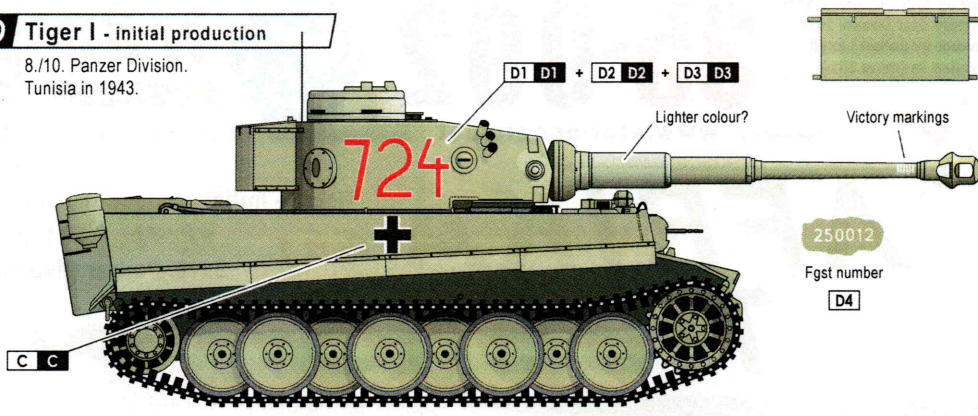
This Tiger was earlier numbered 131, and had no numbers on the turret box.

Alternative markings: On the opposite side (or on both?) the cross have a different style.

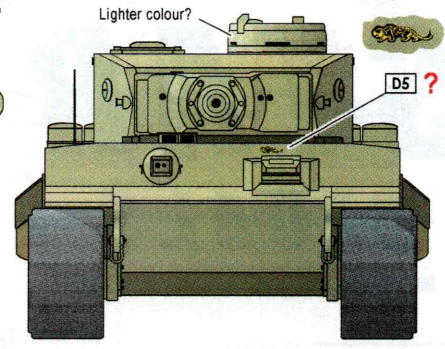


D Tiger I - initial production


8./10. Panzer Division.
Tunisia in 1943.



This Tiger was earlier numbered 112, and had no numbers on the turret box.

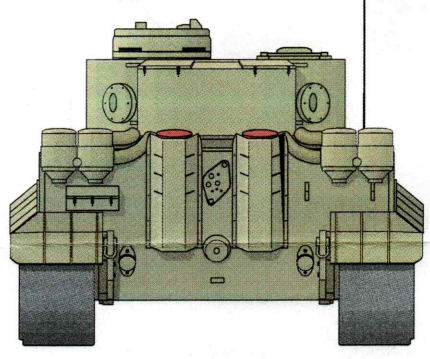


Colours

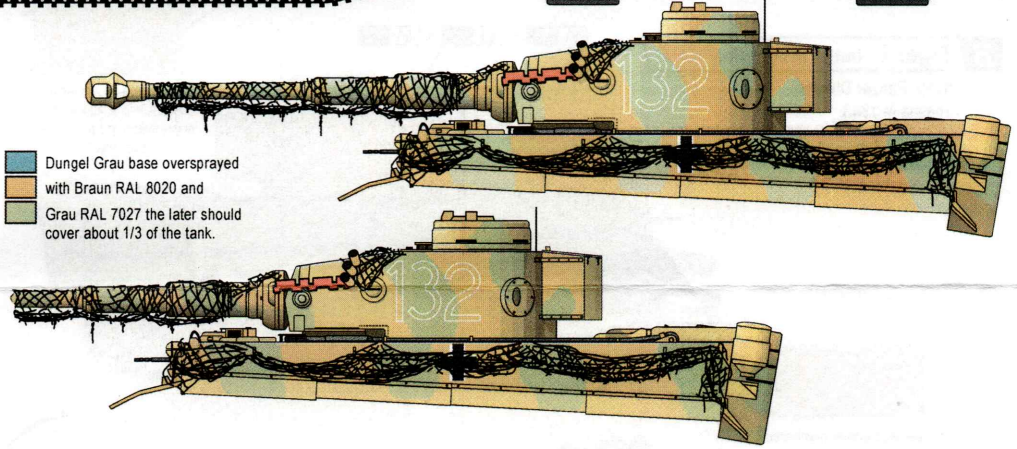


? There are still controversy about what colours the first Tigers in Tunisia had, so I let you do your own research, and choose what ever colours you believe is right. Here are two examples:

- Dunkel Grau base or only primer
- oversprayed with some Greenish paint (possible Khakibraun RAL 7008).



- Dunkel Grau base oversprayed with Braun RAL 8020 and
- Grau RAL 7027 the later should cover about 1/3 of the tank.



Colours to use:

- Dunkel Grau (RAL 7021)
- Khakibraun (RAL 7008)
- Braun (RAL 8020)
- Grau (RAL 7027)