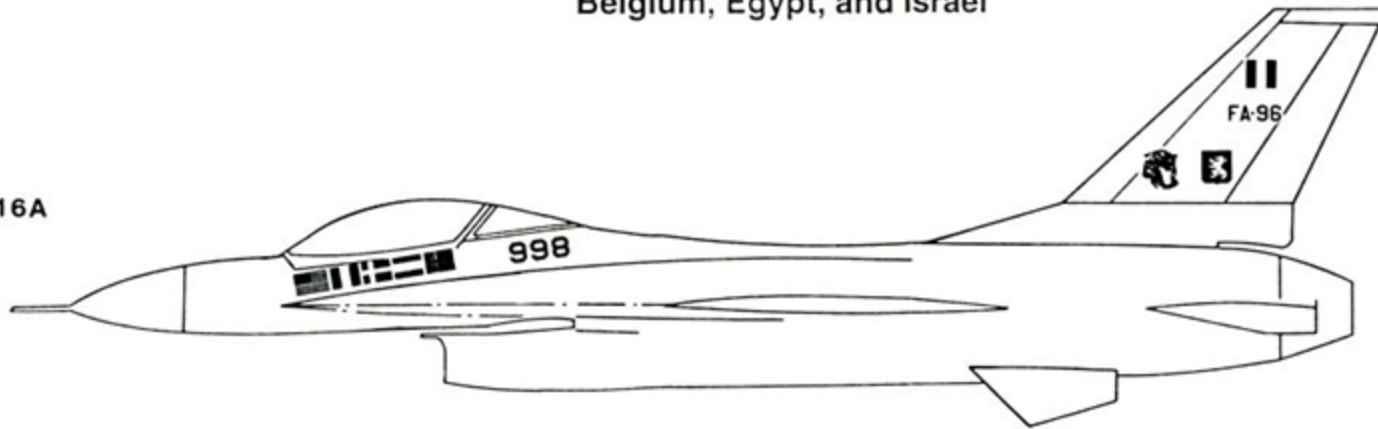
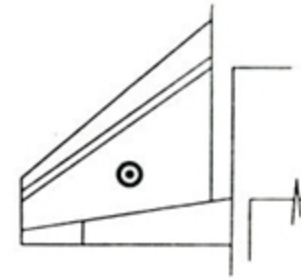


SuperScale Decal No. 48-296  
 F-16A's INTERNATIONAL  
 Belgium, Egypt, and Israel

BELGIUM F-16A

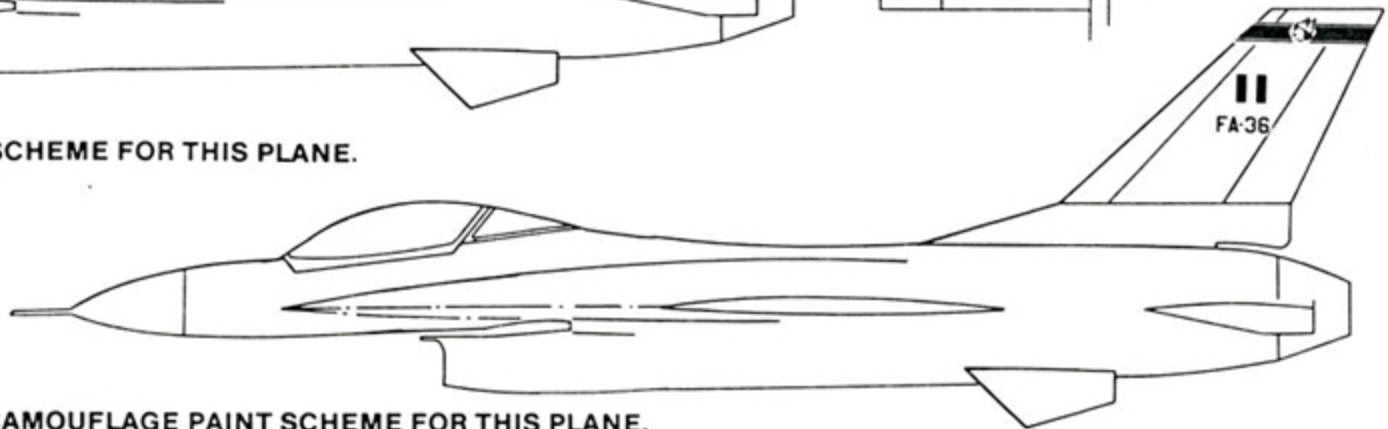


PLACEMENT SAME, TOP OF BOTH WINGS  
 (NO VIEW AVAILABLE OF BOTTOM OF  
 WINGS, AN EXTRA SET OF ROUNDELS  
 INCLUDED IF NEEDED)



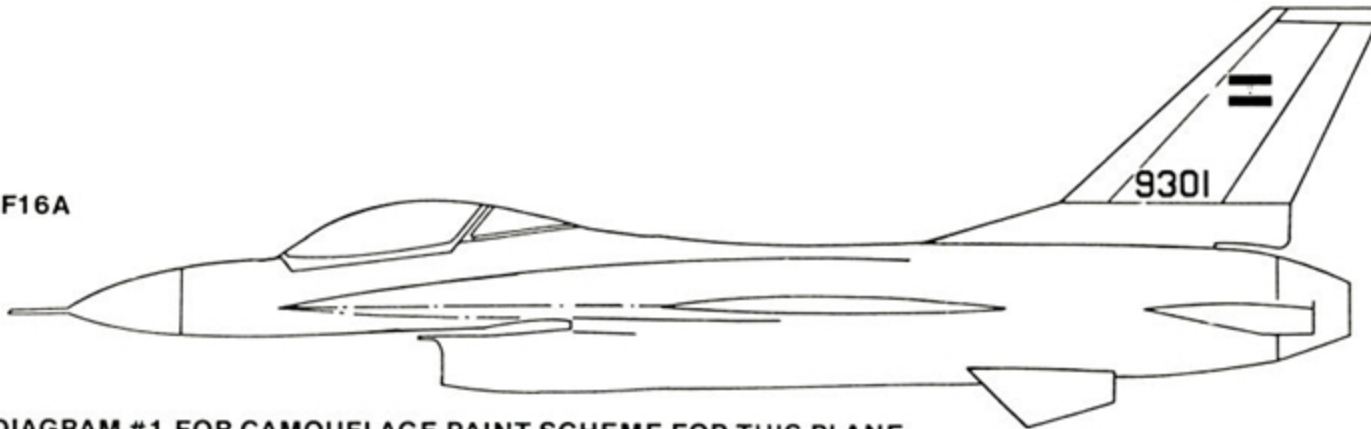
REFER TO DIAGRAM #1 FOR CAMOUFLAGE PAINT SCHEME FOR THIS PLANE.

BELGIUM F-16A

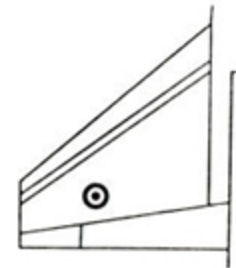


REFER TO DIAGRAM #1 FOR CAMOUFLAGE PAINT SCHEME FOR THIS PLANE.

EGYPT F16A

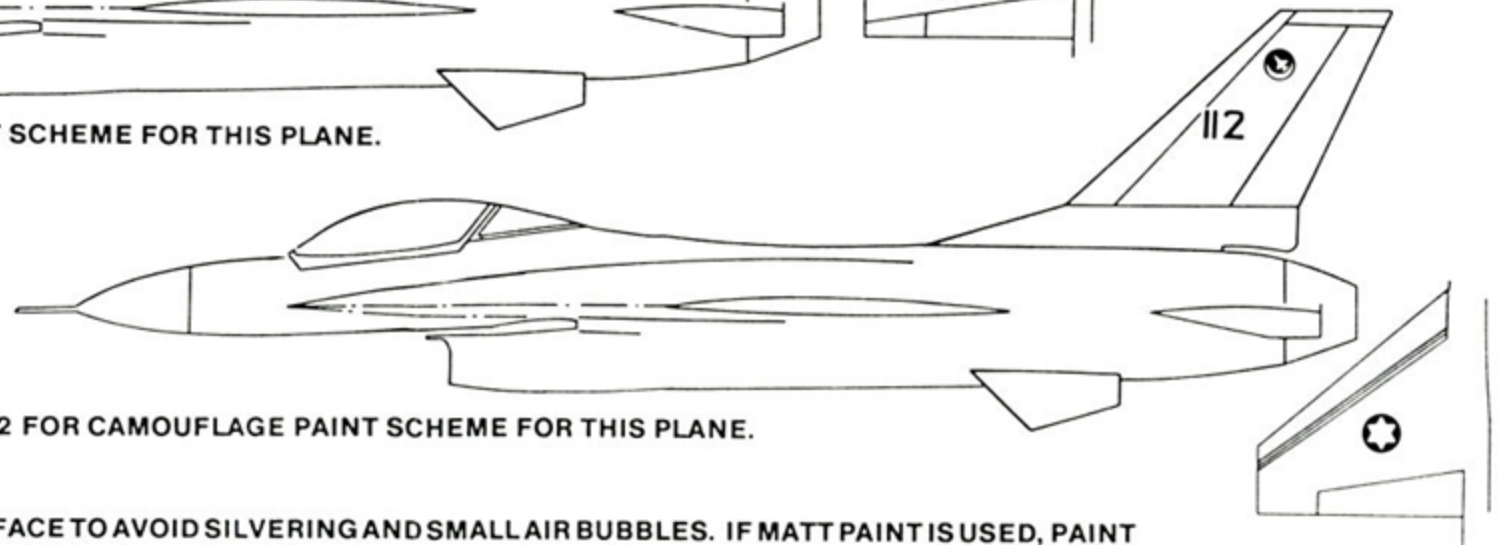


PLACEMENT SAME TOP AND  
 BOTTOM OF BOTH WINGS

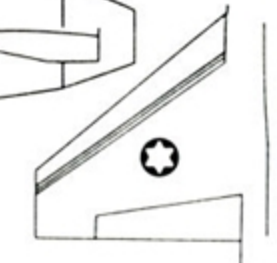


REFER TO DIAGRAM #1 FOR CAMOUFLAGE PAINT SCHEME FOR THIS PLANE.

ISRAELI F-16A



REFER TO DIAGRAM #2 FOR CAMOUFLAGE PAINT SCHEME FOR THIS PLANE.



PLACEMENT SAME TOP AND  
 BOTTOM OF BOTH WINGS

**FINISHING NOTES:**

DECALS MUST BE PLACED ON A GLOSSY SURFACE TO AVOID SILVERING AND SMALL AIR BUBBLES. IF MATT PAINT IS USED, PAINT ENTIRE MODEL WITH MICRO GLOSS. (EXCEPT CLEAR PARTS--PROTECT THOSE WITH MICRO MASK) APPLY DECALS. AFTER DECALS DRY COMPLETELY, REMOVE ANY EXCES DECAL ADHESIVE WITH A DAMP CLOTH, AND SPRAY MODEL (EXCEPT CLEAR PARTS) WITH MICRO FLAT FOR A TRUELY REALISTIC LOOK.

