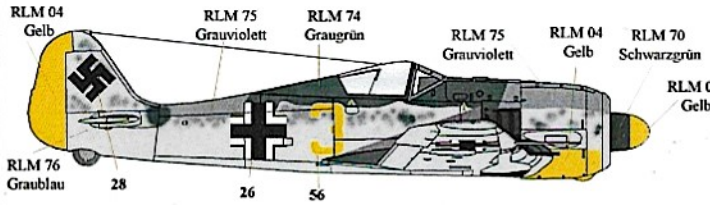
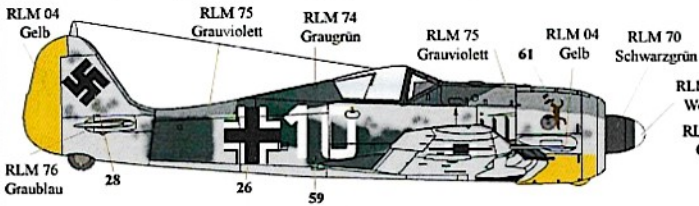


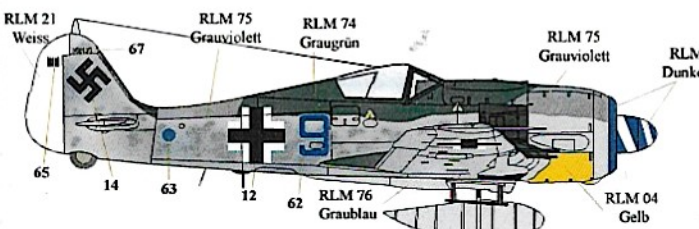
Fw 190 A-3 flown by Lt. Max Endriss of 3./JG 5, Herdla, Norway, autumn 1942. RLM 74/75 mottle is soft. Luftwaffe Fighters and Fighter-Bombers over the Far North p.57



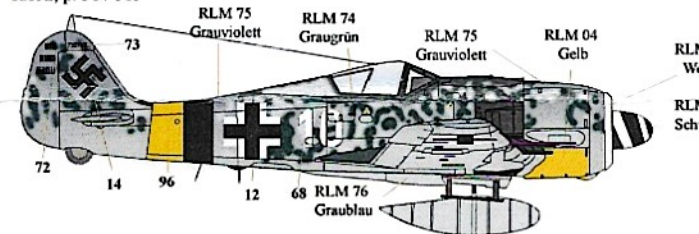
Fw 190 A-4 (early) flown by Oblt. Wolfgang Kosse - Staffelkapitän of 1./JG 5. Oslo-Fornebu, Norway, October 1942. Large patches of RLM 74. Internet



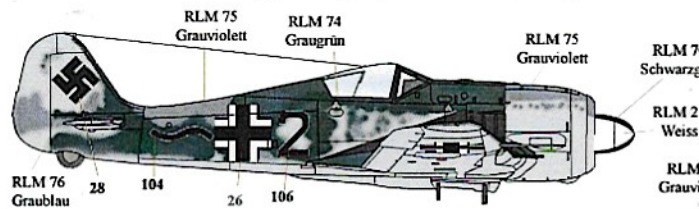
Fw 190 A-8 flown by Lt. Karl-Heinz Koch of 12./JG 5. Herdla, Norway, March 1945. Mottel seems mostly RLM 75 and very soft and not on cowling. Fighter- Bombers over the Far North p.117



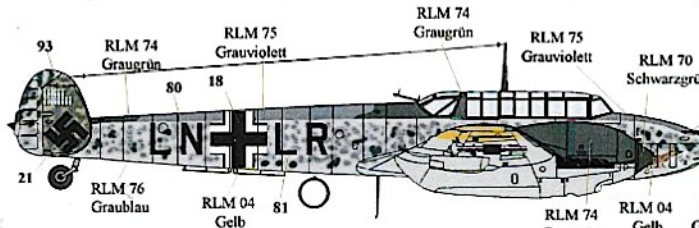
Fw 190 A-8 flown by Fw. Rudolf Artnor of 9./JG 5 Herdla, Norway, March 1945. Mottel of RLM 76 and 74, with misted 75 on tail first. Focke-Wulf Jagdflugzeug Fw190A Fw190 "Dora" Tal52, p. 314-315



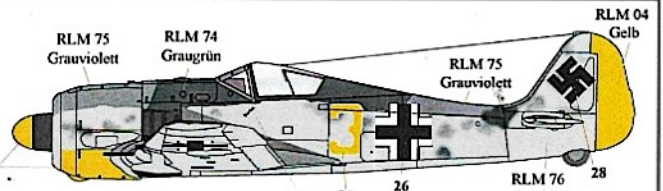
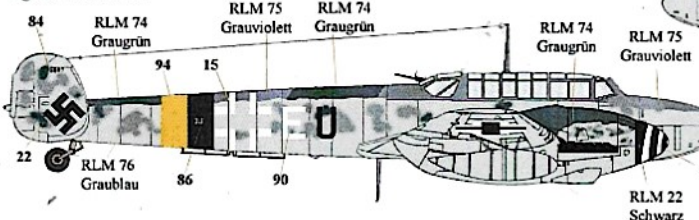
Fw 190 A-3 of 11./JG 5. Stavanger, Norway, August 1943. Im Focus No.9, p.20




Bf 110 E-2 W.Nr. 3759 of 10.(Z)/JG 5 flown by Lt. Felix Brandis based at Malmi, Finland January 1942. Spinners have RLM 04 tips. Fighter- Bombers over the Far North p.151-152



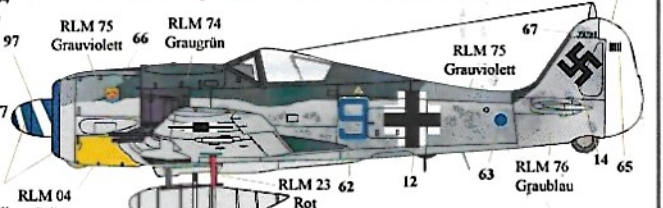
Bf 110 G-2 W.Nr. 210087 of Stab./JG 5, Aukra - Gossen, Norway. Summer 1945. digitalmuseum.no.



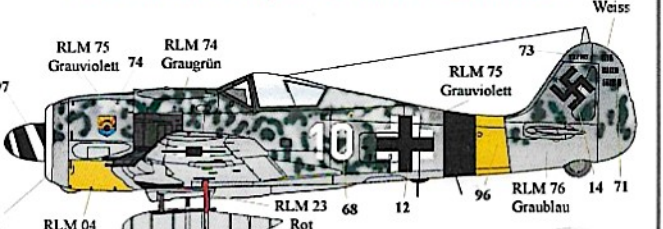
Modellers Note: RLM 75 windscreen frame. Also note anti-exhaust stain marking has almost disappeared



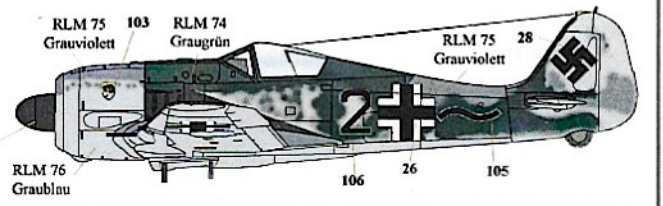
Modellers Note: personal emblem on left side not known




Modellers Note: victory bars seen on both sides of rudder



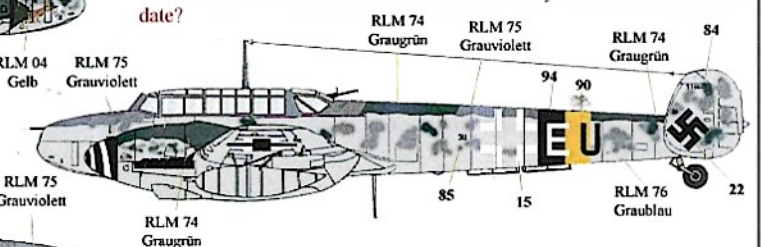
Modellers Note: victory bars on right side of rudder not known. Unique to this machine is the sun on the Eismeer badge - being as dark as the border and writing. Apply over it decal 74a if not happy



Modellers Note: RLM 74 mottle is heavy. Note also exhaust stain marking

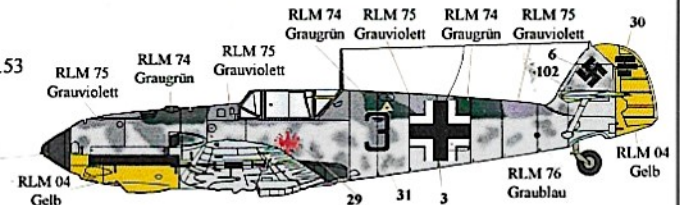
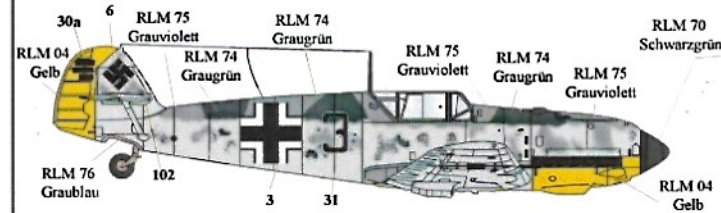


Modellers Note: vertical stabilizer (on right side at least) has a much more dense tone than rudder and fuselage. This machine would have originally been in RLM 02/71 and machines in this livery can be seen with dense RLM 02/72 mottled stabilizers so may be left over from that date?



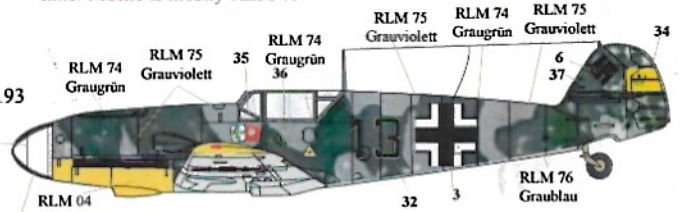
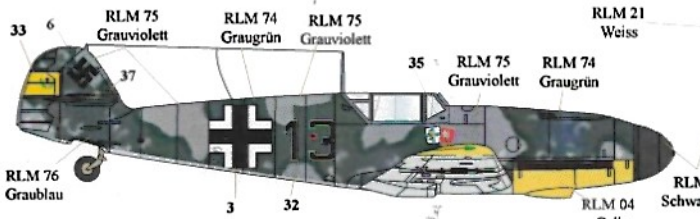
Modellers Note: two ex-ZG 26 machines were used by Stab./JG 5, the other being 3U+EW with white spinners and thin black spirals.

Bf 109 E-7 W.Nr. 4219 flown by 8./JG 5 Staffelkapitän Hptm. Hermann Segatz. Petsamo, Finland - summer 1942. Luftwaffe Fighters and Fighter-Bombers over the Far North p.53



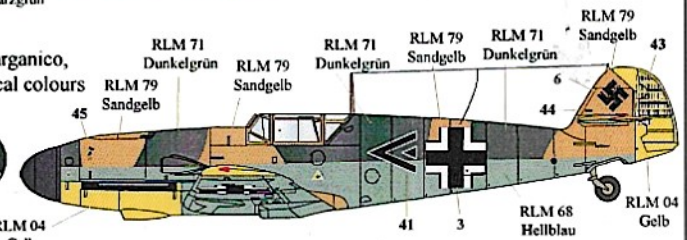
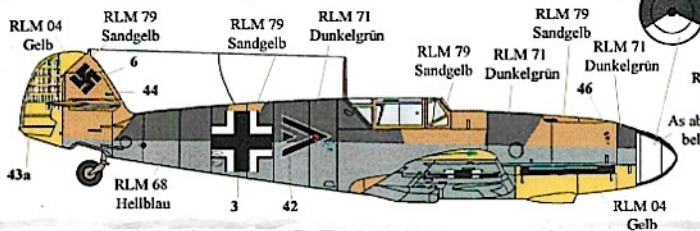
Modellers Note: Score on rudder not seen in photos. Designed as per style seen on III./JG 5's Kommandeur Hptm. Günter Scholtz' 109 E-7 from same time. Mottle is mostly RLM 75

Bf 109 F-4 W.Nr. 13169 flown by Fw. Heinrich Bartels of 8./JG 5, Petsamo, Finland - Sept 1942. Luftwaffe Fighters and Fighter-Bombers over the Far North p.93



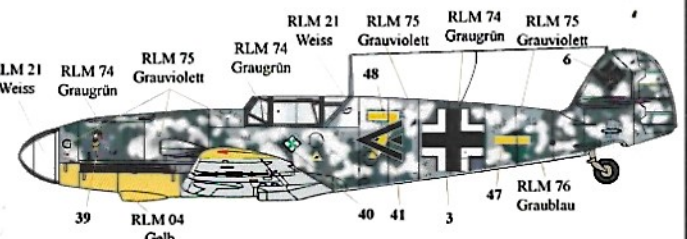
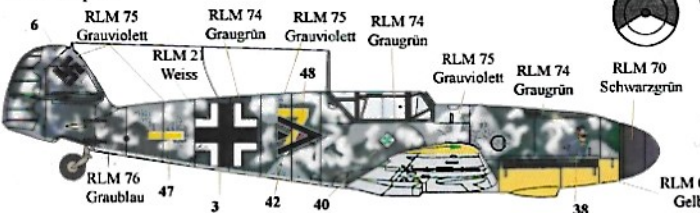
Modellers Note: rudder marking as per earlier 109 F and out of view in photos of this machine. Field applied RLM 74/75 has hard edges in some places and soft in others

Bf 109 F-4 W.Nr. 10132 flown by II./JG 5's Gruppenkommandeur Hptm. Horst Carganico, July-August 1942, Petsamo, Finland. Many 109 F's were delivered to JG 5 in tropical colours and were modified to suit conditions at Petsamo. Luftwaffe Fighters and Fighter-Bombers over the Far North p.70



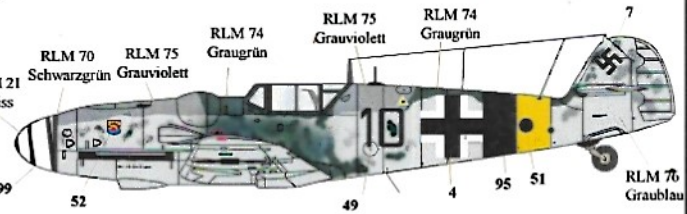
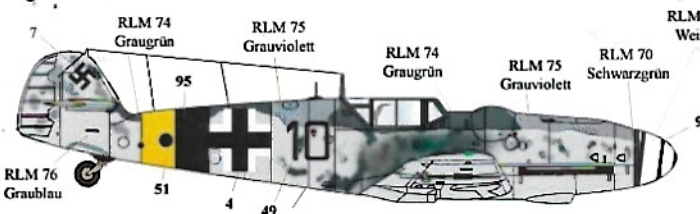
Modellers Note: Score on right side of rudder not seen and not the norm but provided. Note Carganico's preference for retro-fitted E-3 canopies but with addition of forward armour on both his F-4s. Note also that rudder is very pale. Some say it is a light grey but note that all the wing tips on aircraft at Petsamo are very light and they are not grey! One explanation would be the use of the Finnish produced RLM 04 which was a little lighter

Bf 109 F-4 flown by II./JG 5's Gruppenkommandeur Hptm. Horst Carganico seen in the winter of 1942. This is after his long walk home from crash landing 30km north of Petsamo, July 22nd-25th - hence the change to the Mickey Mouse motif. This ex 6th Staffel aircraft appears to be as per Bartels aircraft above but with additional white patches. Luftwaffe Fighters and Fighter-Bombers over the Far North p.77



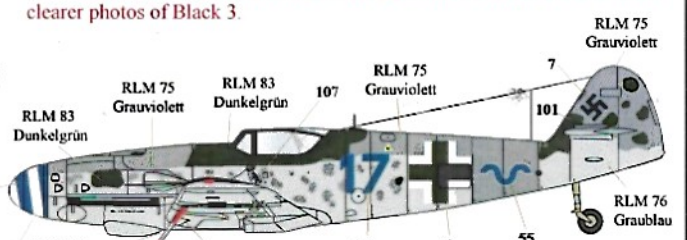
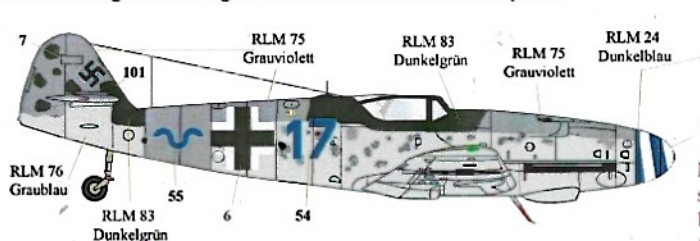
Modellers Note: Retro-fitted E-3 canopy in RLM 74

Bf 109 G-2 or 14 of 10./JG 5, Aukra - Gossen, Norway. Summer 1945. digitalmuseum.no.



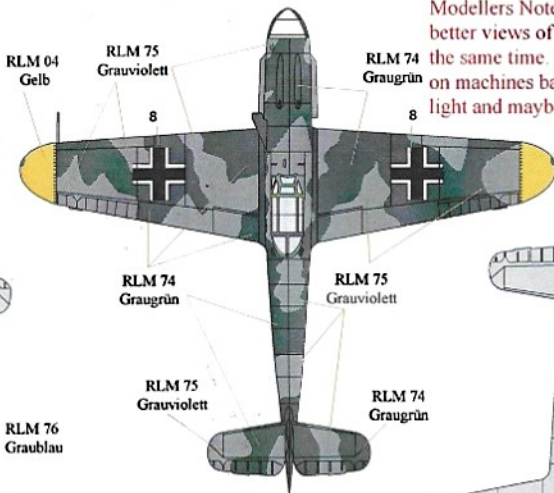
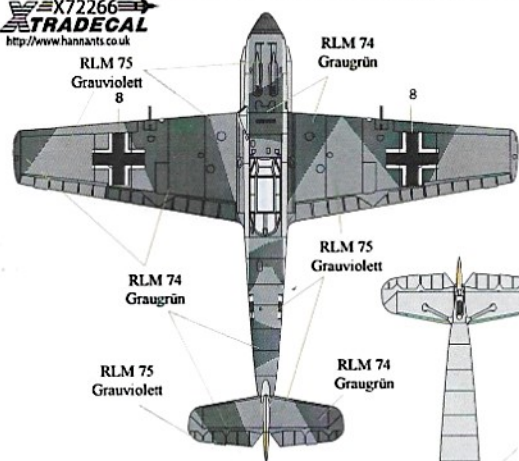
Modellers Note: Machine has same style of RLM 74 mottle application under the cockpit as per sister ship Black 3. Wing pattern for Black 10 taken from clearer photos of Black 3.

Bf 109 G-14 AS flown by Lt. Heinz Schüler of 16./JG 5, Stavanger-Forus, March 1945. The solid RLM 75 aft of the fuselage Balkenkreuz and the RLM 83 patch on the nose point to prior ownership. RLM 75 mottle on W.Nr. 785185 is very light. Luftwaffe Fighters and Fighter-Bombers over the Far North p.133



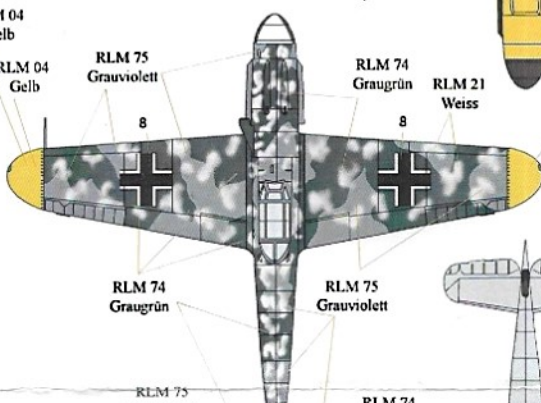
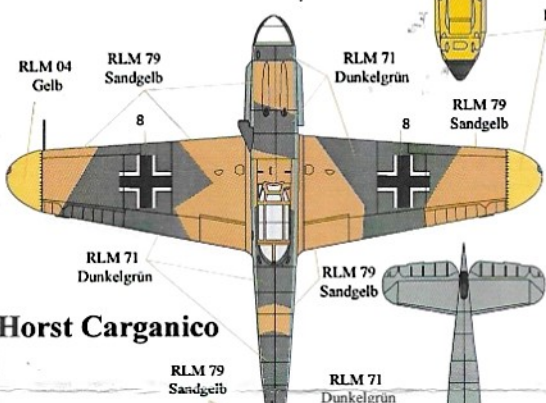
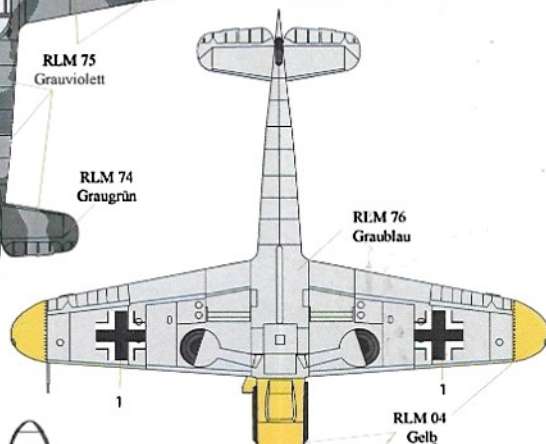
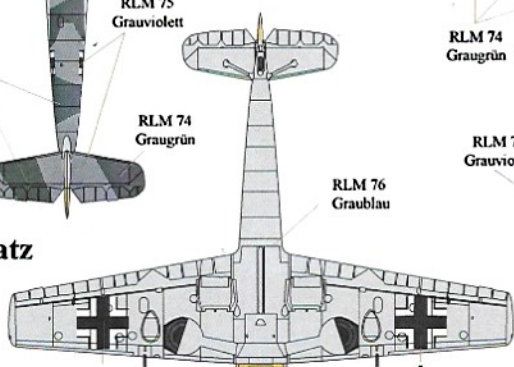
Modellers Note: RLM 24 often appears very dark so it is difficult to see that the spinner is black or Blue. On sister ship Blue 9 photos show it very clearly as blue. Fuselage cross fill is RLM 83 but with a faded black replacement hatch with no first add stencil on it.

Modellers Note: wing pattern taken from better views of Black 10 from same unit at the same time. Also note that the yellow used on machines based at Petsamo appears very light and maybe Finnish as this was a little lighter



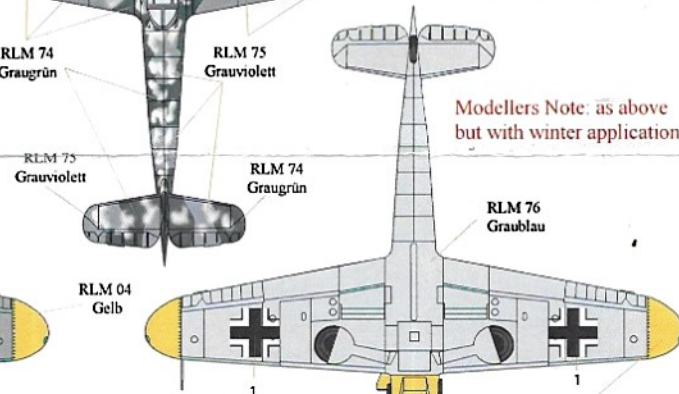
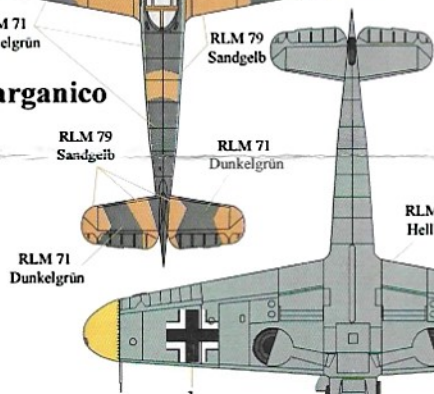
Heinrich Bartels

Hermann Segatz

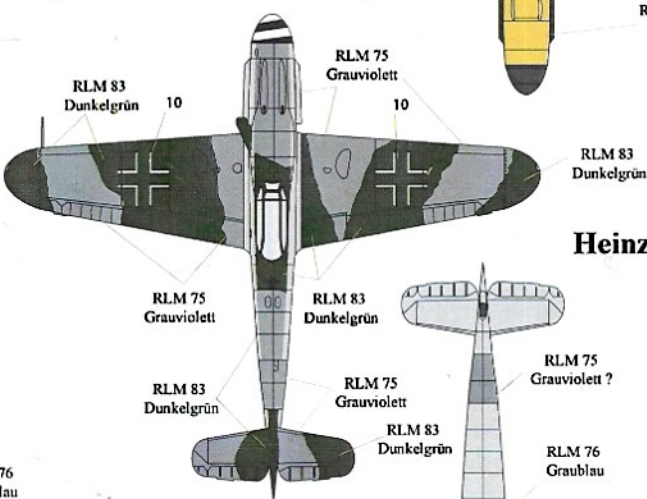
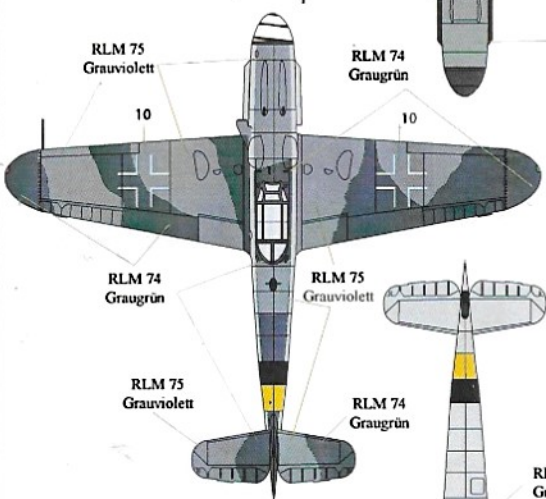


Horst Carganico

Horst Carganico

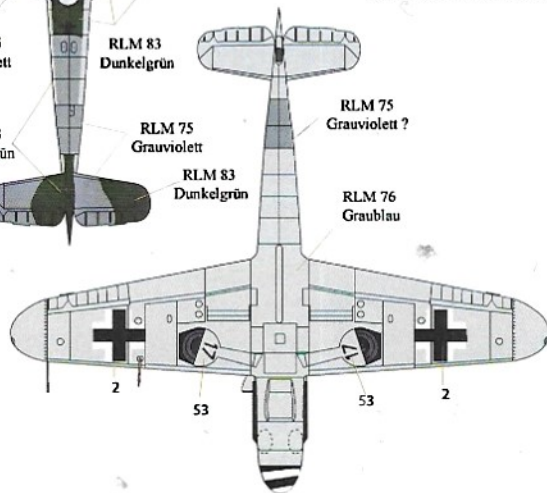
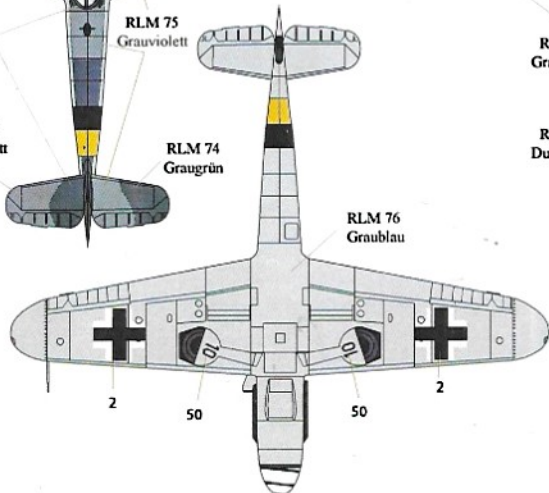



Modellers Note: as above but with winter application



Heinz Schüler

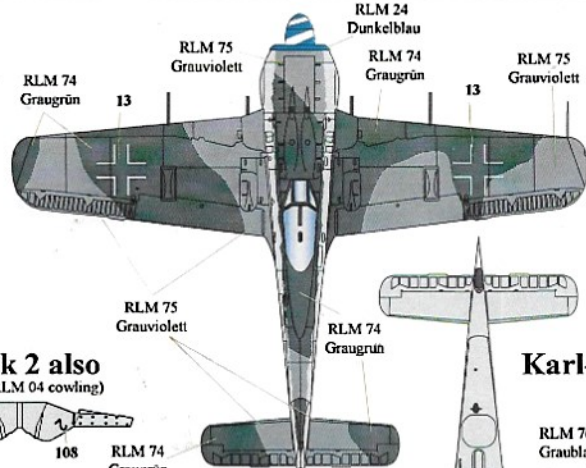
Black 10





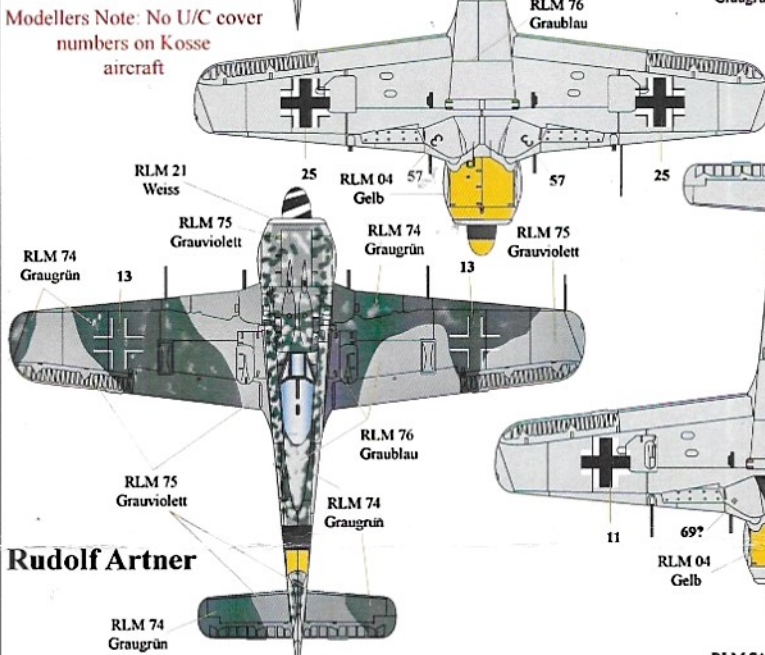
Max Endriss & Wolfgang Kosse

Modellers Note: No U/C cover numbers on Kosse aircraft

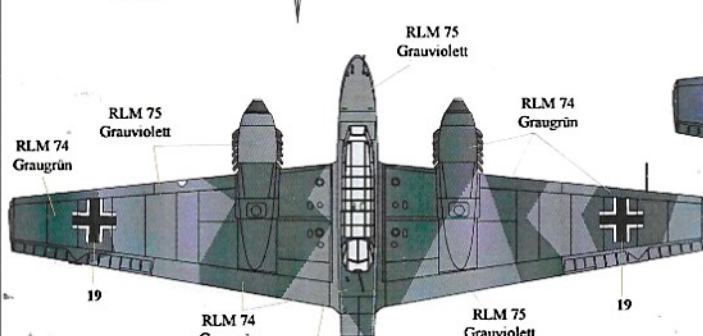


Karl-Heinz Koch

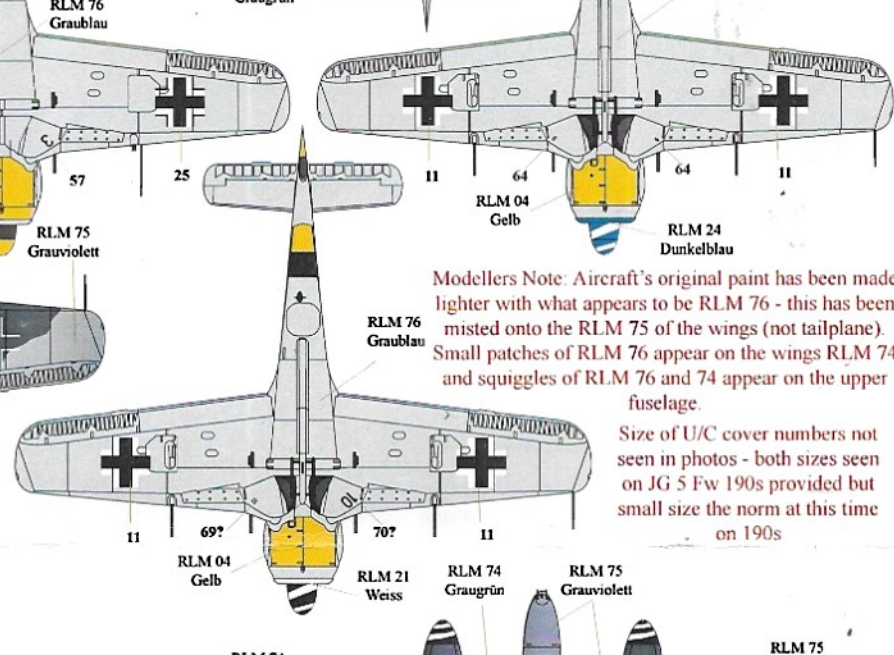
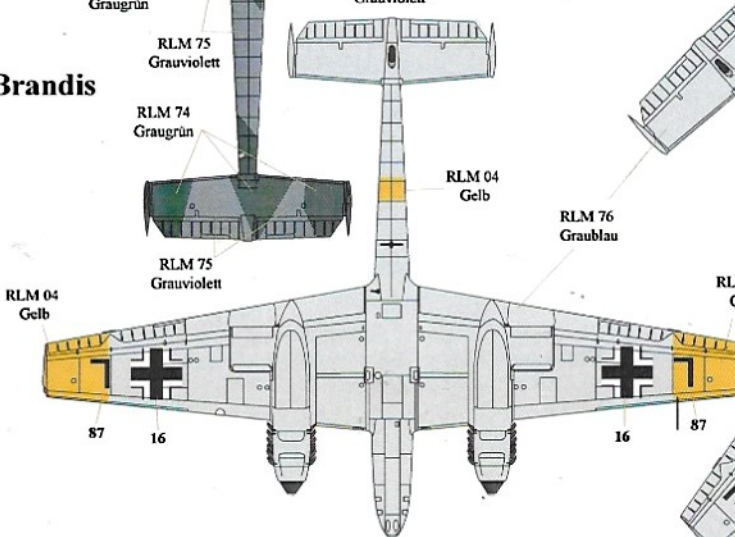
Black 2 also
 (without RLM 04 cowling)



Rudolf Artner

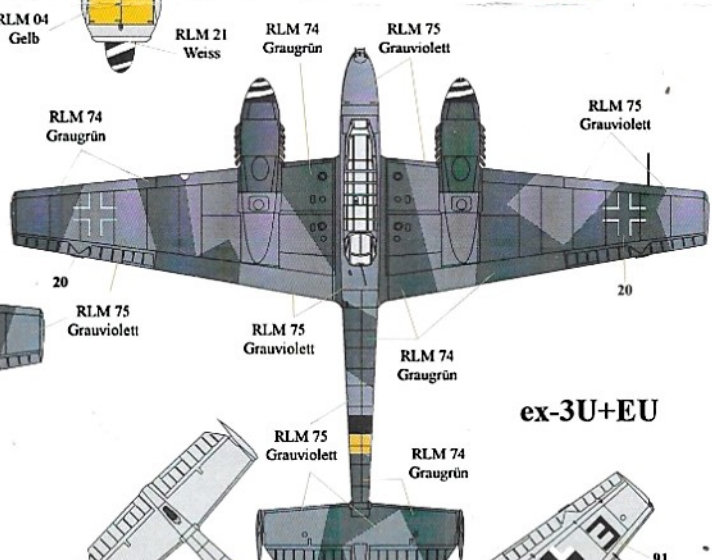


Felix Brandis



Modellers Note: Aircraft's original paint has been made lighter with what appears to be RLM 76 - this has been misted onto the RLM 75 of the wings (not tailplane). Small patches of RLM 76 appear on the wings RLM 74 and squiggles of RLM 76 and 74 appear on the upper fuselage.

Size of U/C cover not seen in photos - both sizes seen on JG 5 Fw 190s provided but small size the norm at this time on 190s



ex-3U+EU

