




# AeroMaster<sup>TM</sup>

PRODUCTS

Kadena

## EAGLES

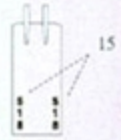
### F-15 C/D



Suggested Kit: Hasegawa F-15C/D

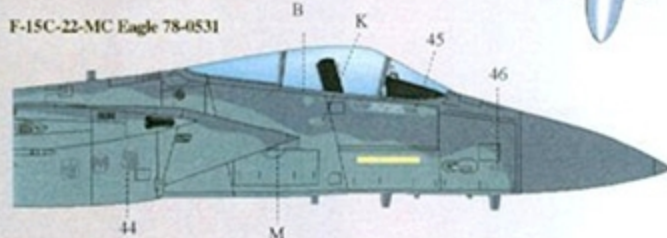
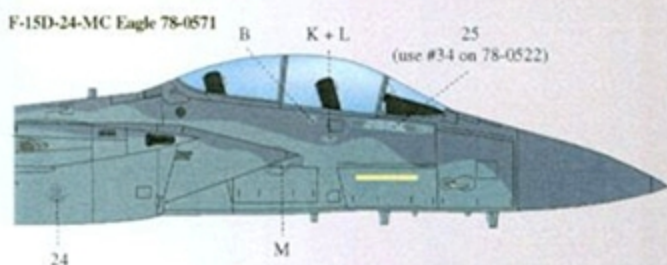


Inside Face of  
Nose Gear Door



Inside Faces of Right Vertical Tails  
shown, left side mirror imaged

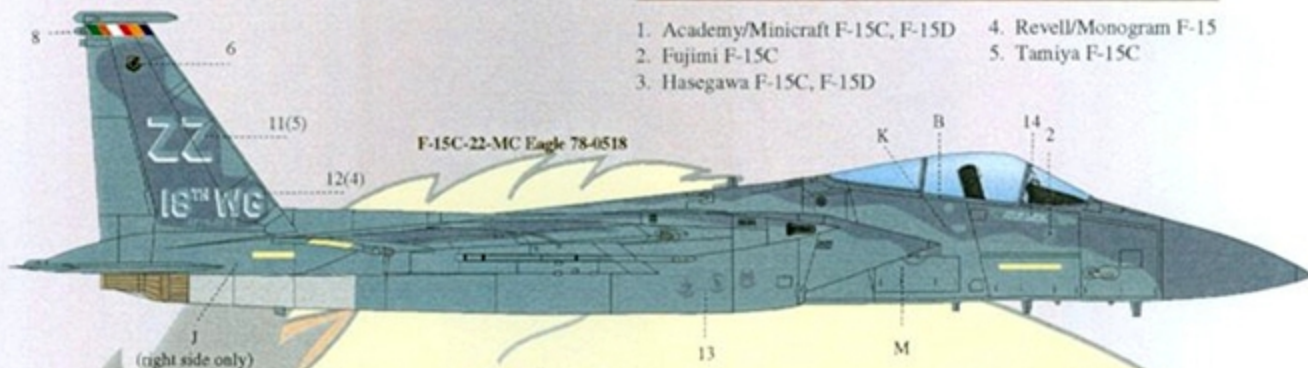





**Suggested Kits:**

1. Academy/Minicraft F-15C, F-15D
2. Fujimi F-15C
3. Hasegawa F-15C, F-15D
4. Revell/Monogram F-15
5. Tamiya F-15C

**Inside Face of Left Vertical Tail typical**



F-15C-22-MC Eagle 78-0518

The aircraft of Brig Gen John Baker, Commander of the 18th Fighter Wing based at Kadena AB, Okinawa in June of 1997. Mod Eagle scheme of FS #36176 Dark Gray and #36251 Light Gray. This "Boss Bird" was assigned to the 44th FS and displayed the emblems of the 18th Wing under the left wing, and the 12th, 44th, and 67th Fighter Squadrons under the right. The vertical tails carried the wing's component squadron colors and the PACAF emblem. A Shogun head design was painted inside both tails. The aircraft also carried the USAF 50th Anniversary logo under the crew name block on both sides. The "last three" were placed inside the nose gear door.

F-15D-24-MC Eagle 78-0571

Assigned to pilots Capts Jack Heidman and Paul Sherman of the 67th Fighter Squadron, 18th FW in June of 1996. Mod Eagle scheme. 18th FW emblem on the left inlet, 67th FS emblem on the right inlet, and PACAF emblem outboard on both vertical tails. Red squadron tail band on all vertical tail surfaces. The white star on the fin band indicated that '571 was the best maintained aircraft for the month. Its crew chief TSgt Bob Dedmon, took the photos used for this decal. Note small red 67th FS zaps on nose gear door and drop tank fins.

F-15C-22-MC Eagle 78-0522

Assigned to LtCol Rob Graeter, Commander of the 67th FS at Kadena, in June of 1997. Mod Eagle scheme. 18th FW emblem on the left inlet, 67th FS emblem on the right inlet, the PACAF emblem on the outboard, and the 18th FW Shogun head design on the inboard faces of both vertical tails. Early on 17 January 1991 while assigned to the 33rd TFW, LtCol Graeter scored the second and third kills of Operation Desert Storm.

F-15C-22-MC Eagle 78-0531


Flown by BGen Joseph Hurd, Commander of the 313rd Air Division at Kadena in October of 1991. The jet was maintained by the 12th TFS, 18th TFW and was finished in an early Mod Eagle scheme. The emblem of the 18th TFW were on the fuselage under the left wing, and emblems of the 12th, 44th, and 67th TFSs under the right. Vertical tails carried the three squadron colors and the PACAF emblem. The 18th's Shogun head design was carried inside both vertical tails.

AeroMaster Warbird Colors		Acrylics	
1001	Gloss Clear	1015	Blue
1002	Semi-Gls Clr	1016	Green
1003	Flat Clear	1054	Dk. Ghost Gray
1004	Tire Black		FS 36320
1011	Yellow	1055	Lt. Ghost Gray
1012	White		FS 36375
1013	Black		
1014	Red		

AeroMaster Warbird Colors		Enamels	
9001	Black	9013	Semi-Gls Clr
9002	White	9014	Gloss Clear
9003	Yellow	9054	Dk. Ghost Gray
9004	Blue		FS 36320
9005	Red	9055	Lt. Ghost Gray
9010	Tire Black		FS 36375
9011	Glaze		
9012	Flat Clear		

**F-15 Mod Eagle Upper Surface Camouflage Lower Surfaces FS36251 Gray Overall.**

Individual aircraft patterns will vary somewhat. Use Decal N for upper left wing star and Decal M stars in all other locations



**Note:** Combine fuselage decals C and D, E and F, G and H, K and L, and M and N, cutting to match your color separation lines.

**References:**

1. F-15 Eagle in Detail & Scale (D&S Vol.14)
2. Colors & Markings of the F-15 Eagle Pt. 1 (C&M Vol. 20)
3. McDonnell Douglas F-15A/B, Aerofax Minigraph 2
4. Eagle, Squadron/Signal Modern Military Aircraft Series
5. F-15 Eagle, Osprey Combat Aircraft Series (#1)
6. World Airpower Journal Vol. 9, Summer 1992
7. Data from Maj Mark Hasara, USAF
8. Photos by TSgt Bob Dedmon, USAF

Mod. Eagle Dk. Gray	Jet Exhaust	Dk. Ghost Gray
FS 36176		FS 36320
Mod. Eagle Lt. Gray	Titanium	Lt. Ghost Gray
FS 36251		FS 36375

If you have suggestions for future subject matter, AeroMaster would like to hear from you. Our goal is to provide high quality, well researched decals of unusual and interesting subjects. We value our customers' input, so if you have specific suggestions or photographs of unusual subject matter which you would be willing to share, please contact: