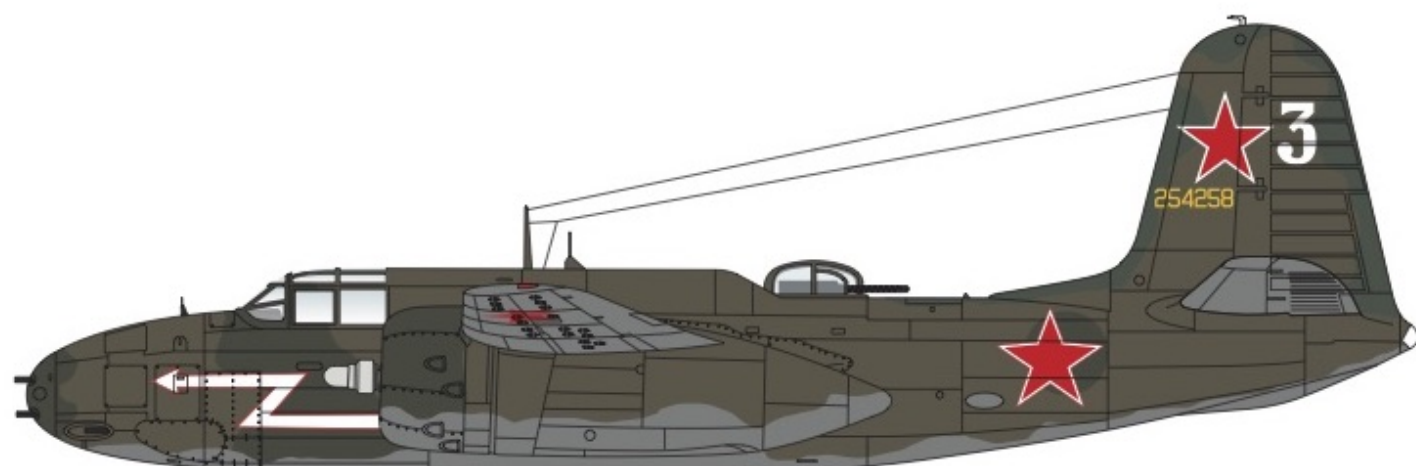
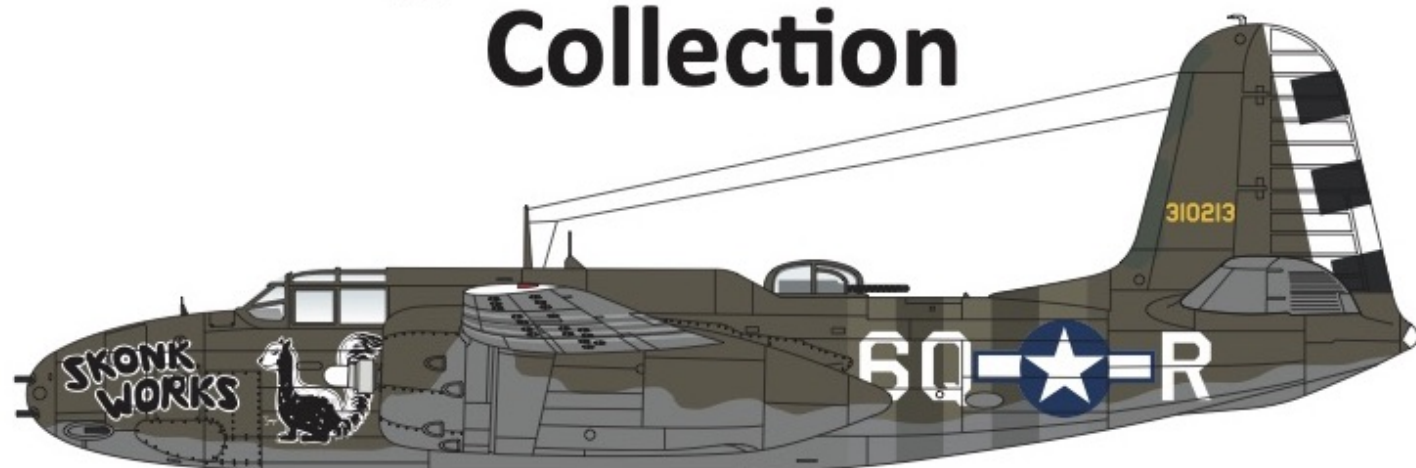


## Douglas A-20 G Havoc Collection



For the best results these decals should be applied to a gloss surface such as provided by either Xtracolor or Xtracrylix paints. Cut out the decal required and soak in warm water until the decal is released from the backing paper. Wet the area to be decaled with MICRO SET which will help to eliminate air trapped under the decal and position the decal.

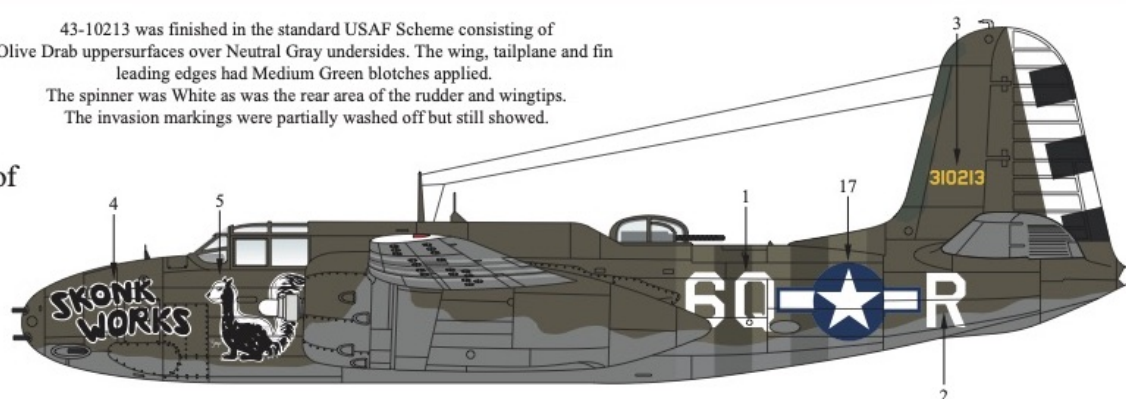
After 5 or 10 minutes wet the decal with MICRO SOL which will soften the decal and ensure that it settles down over any surface detail. Allow the decal to dry for at least 12 hours. During this time some wrinkling of the decal may occur, this is normal. Do not touch the decal at this time.

Carefully check for small air bubbles and if there are any prick with a needle and apply a drop of MICRO SOL. After all air bubbles have been eliminated and the decals are dry wash the entire model with water to remove any excess decal adhesive.

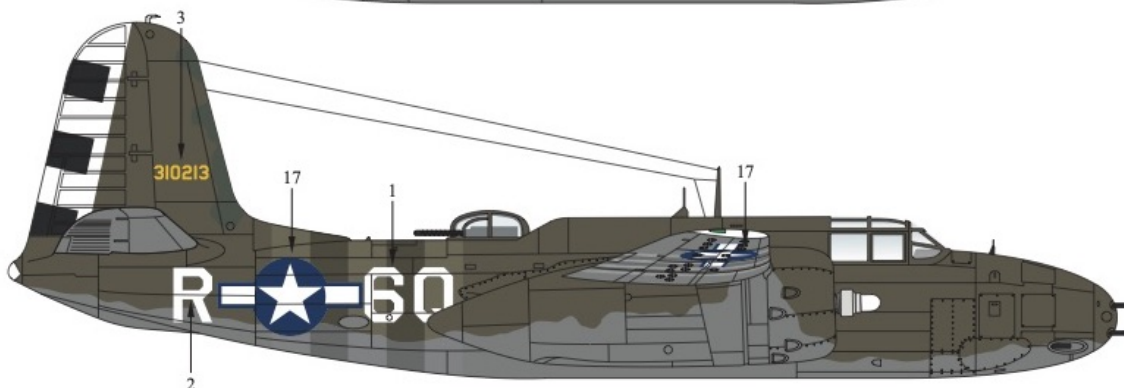
When completely dry the whole model should be sprayed with a coat of Xtracolor or Xtracrylix Flat, Satin or Gloss varnish depending on the finish required.

Store in a cool dry place, avoid sunlight, dampness or extremes of temperature and/or humidity.

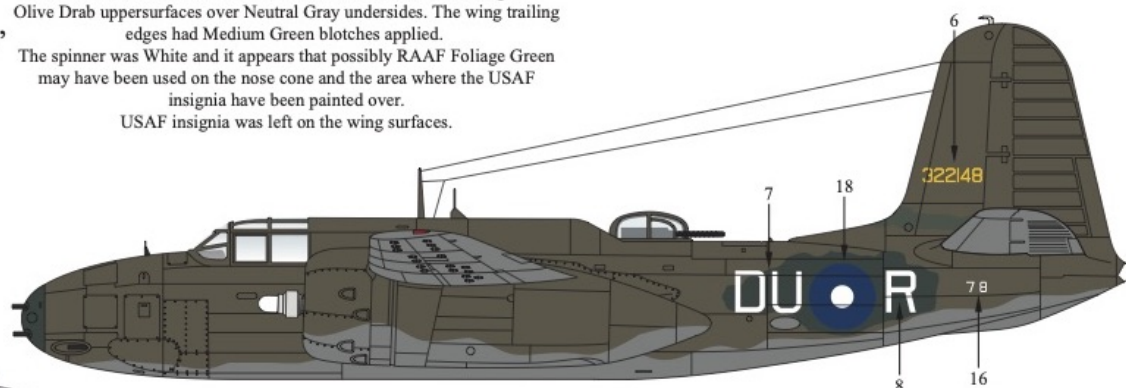
43-10213 was finished in the standard USAF Scheme consisting of Olive Drab uppersurfaces over Neutral Gray undersides. The wing, tailplane and fin leading edges had Medium Green blotches applied. The spinner was White as was the rear area of the rudder and wingtips. The invasion markings were partially washed off but still showed.



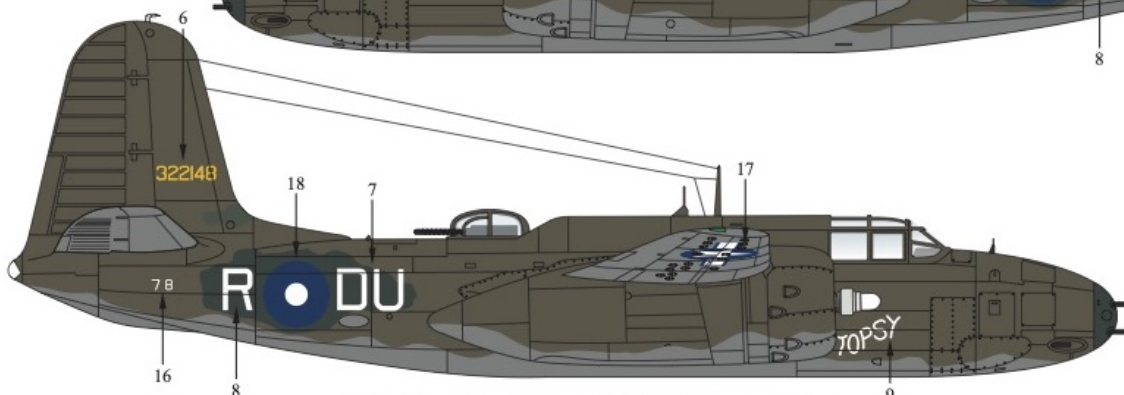
Douglas A-20G Havoc,  
 43-10213, 6Q/R, 'Skonk Works' of  
 410th Bomber Group,  
 9th Air Force,  
 United States Air Force,  
 1944.



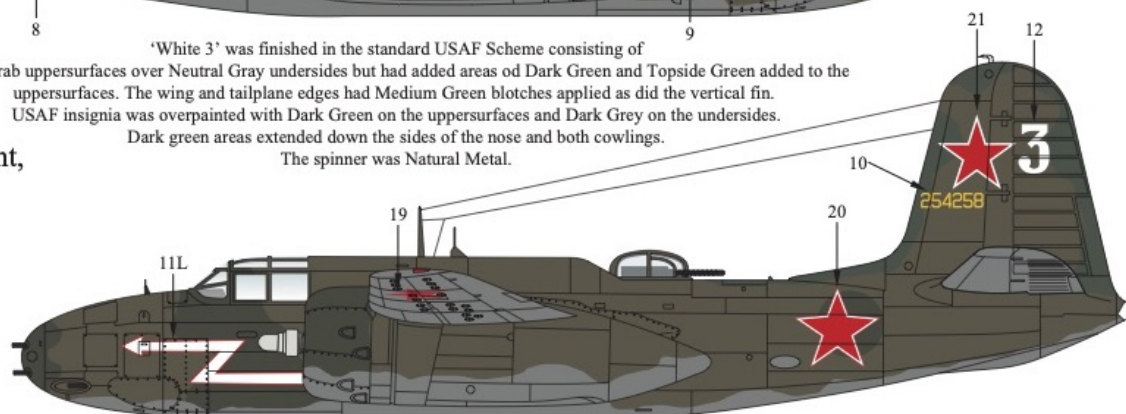
A28-78 was finished in the standard USAF Scheme consisting of Olive Drab uppersurfaces over Neutral Gray undersides. The wing trailing edges had Medium Green blotches applied. The spinner was White and it appears that possibly RAAF Foliage Green may have been used on the nose cone and the area where the USAF insignia have been painted over. USAF insignia was left on the wing surfaces.



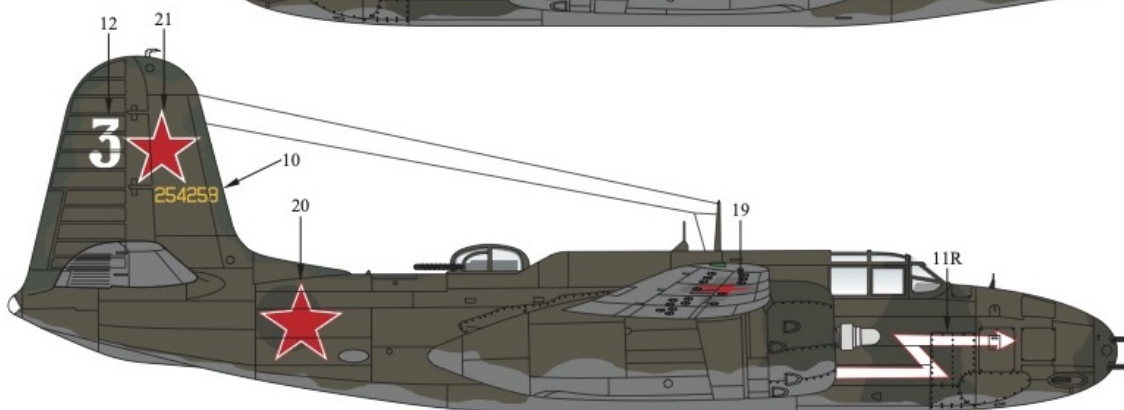
Douglas A-20G Havoc,  
 43-22148, A28-78, DU.R, 'Topsy'  
 of 22 Squadron,  
 Royal Australian Air Force,  
 based at Morotai,  
 December,  
 1944.



'White 3' was finished in the standard USAF Scheme consisting of Olive Drab uppersurfaces over Neutral Gray undersides but had added areas of Dark Green and Topside Green added to the uppersurfaces. The wing and tailplane edges had Medium Green blotches applied as did the vertical fin. USAF insignia was overpainted with Dark Green on the uppersurfaces and Dark Grey on the undersides. Dark green areas extended down the sides of the nose and both cowlings. The spinner was Natural Metal.

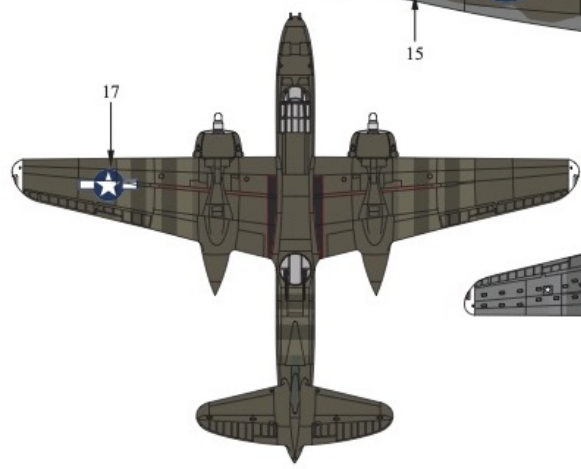

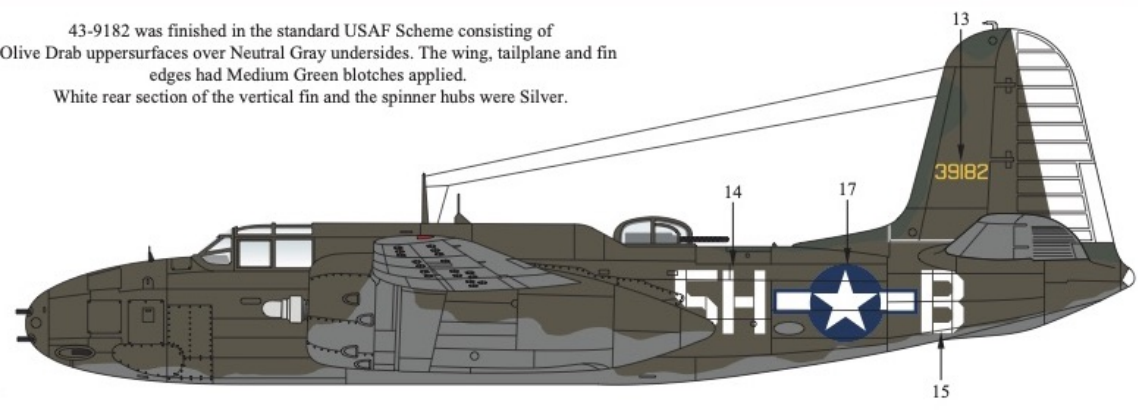


Douglas A-20G Havoc,  
 42-54258, 'White 3'  
 of 27th Bomber Aviation Regiment,  
 Soviet Air Force,  
 based at Lvov,  
 Ukraine area,  
 Autumn,  
 1944.

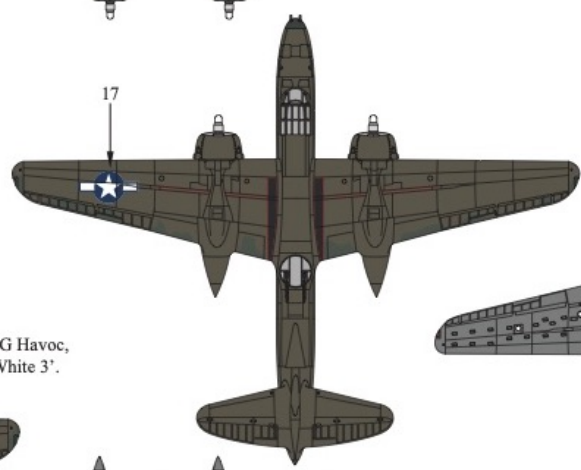
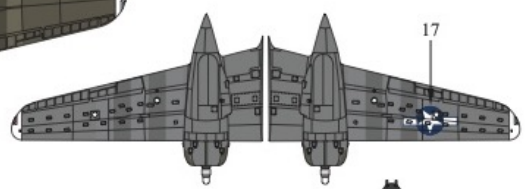


43-9182 was finished in the standard USAF Scheme consisting of Olive Drab uppersurfaces over Neutral Gray undersides. The wing, tailplane and fin edges had Medium Green blotches applied. White rear section of the vertical fin and the spinner hubs were Silver.

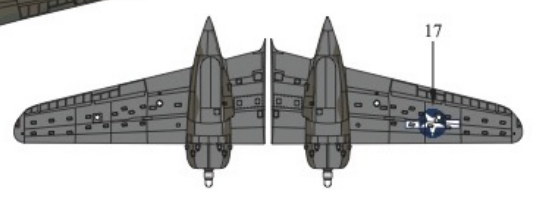
Douglas A-20G Havoc,  
 43-9182, 5H/B, of  
 4668th Bomber Squadron,  
 16th Bomber Group,  
 9th Air Force,  
 United States Army Air Force,  
 Based at Wethersfield,  
 UK,  
 early 1944.



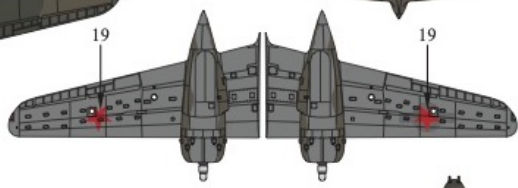
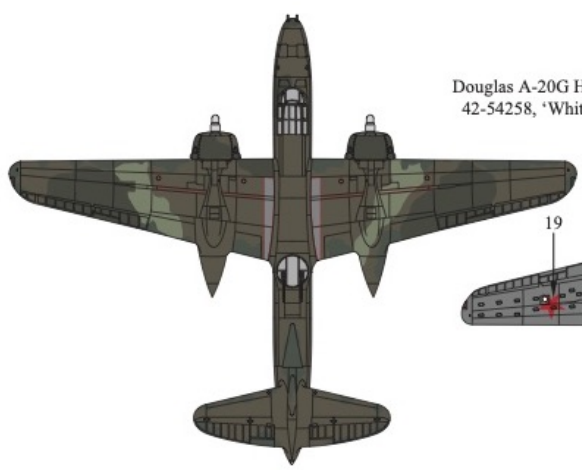
Douglas A-20G Havoc,  
 43-10213, 6Q/R, 'Skonk Works'.



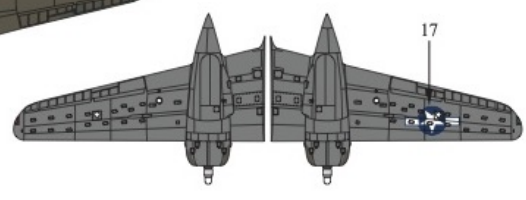
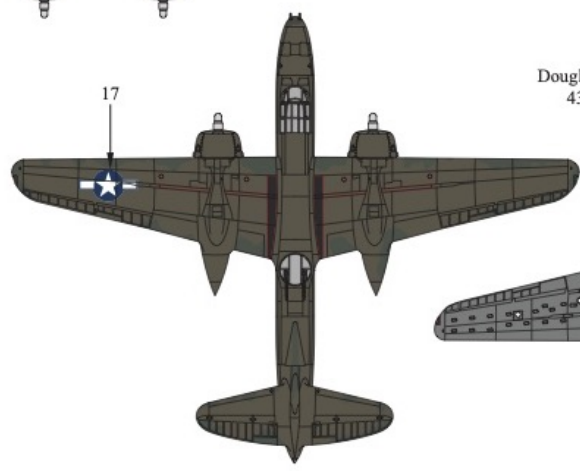
Douglas A-20G Havoc,  
 43-22148, A28-78, DU.R, 'Topsy'.



Douglas A-20G Havoc,  
 42-54258, 'White 3'.



Douglas A-20G Havoc,  
 43-9182, 5H/B.



**Xtracolor Paints**

- X001 Dark Green
- X012 Night Black
- X112 Olive Drab
- X114 Medium Green
- X133 Neutral Grey
- X405 Matt White

**Paints:**

The colours used on these aircraft can be found in the Xtracolor (prefix number with X) and Xtracrylix (prefix number with XA1) range of paints.

**Xtracrylix Paints**

- XA1001 Dark Green
- XA1012 Night Black
- XA1112 Olive Drab
- XA1114 Medium Green
- XA1133 Neutral Grey
- XA1405 Matt White