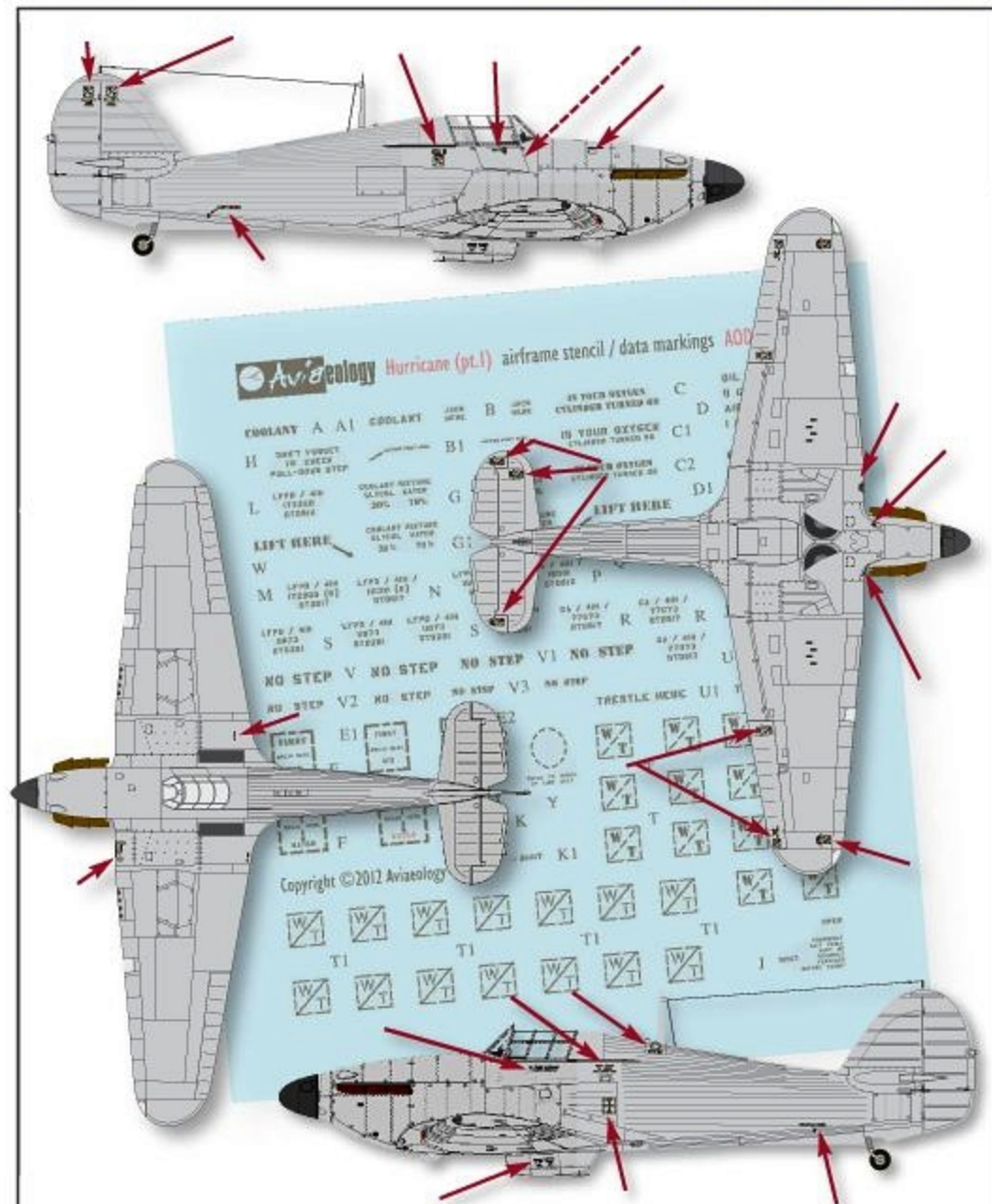


Aviaeology Airframe Stencil / Data series

AOD48S07

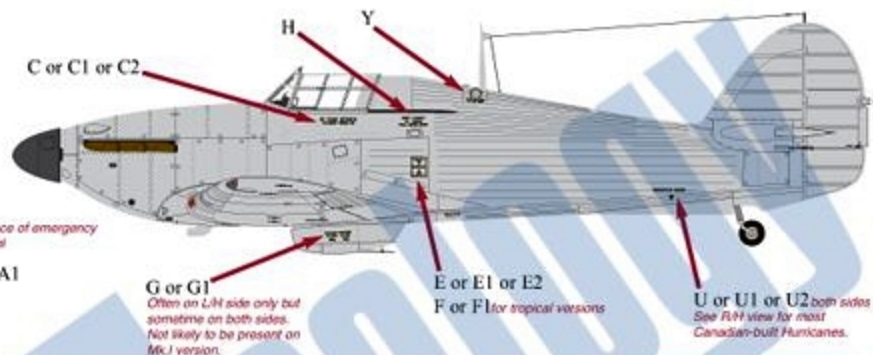
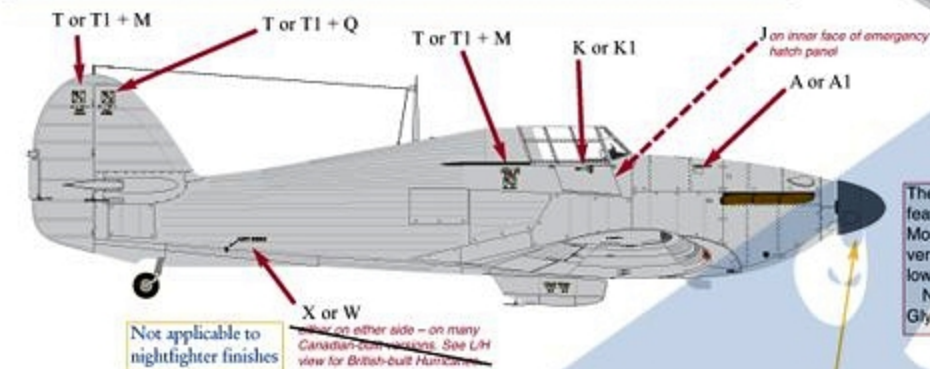
Hurricane (part 2) Night Fighters



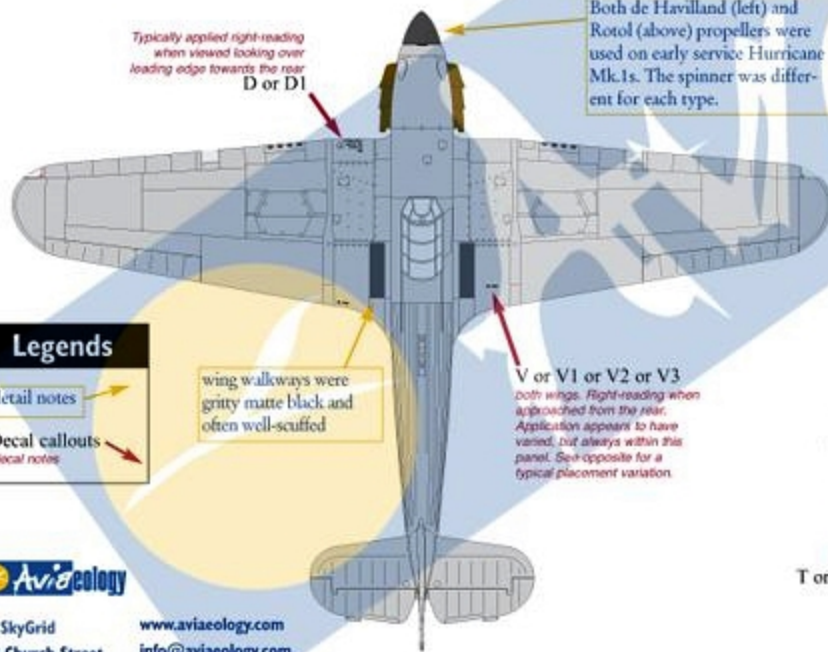
This package contains an extensive selection of airframe maintenance / data markings, including a number of factory and field-applied variations that have been observed for some of the individual elements. This set is compatible with the early-war overall Night (Matte Black) nightfighter Hurricane scheme, and the lower Night (Matte Black) finished surfaces of the interim *Intruder* Scheme. Includes enough to complete one 1/48 scale model, and detailed application instructions.

Hurricane airframe stencil / data markings for all versions

NOTE: Where variations in markings styles have been found during research, alternates are provided in this set. Alternates have the same callout letter, but are suffixed with a number. The first callout is the preferred choice (it is that seen most often in reference photos) for Hurricane Mk.IIs while the second may have been seen with equal or more frequency on later marks. Also note that some items may not have been applied (or reapplied after maintenance, etc) at all times. As always, consult available reference materials.



The profile and plan views provided herein illustrate a typical early-war metal-winged Hurricane Mk.I featuring either of two types of propeller and hub and the wing equipped with eight .303 machine guns. Most markings supplied in this set may be applicable to the earlier fabric-winged Hurricanes and all later versions with the exception of nightfighters and intruders finished in overall Night (matte black) and the lower surfaces of later intruders featuring the two colour upper and Night (matte black) lower surfaces. Note that decal element "G" may not be applicable to Mk.I aircraft, as it is believed that the 30 / 70 Glycol / water mix was only used on later marks and their newer engine versions.

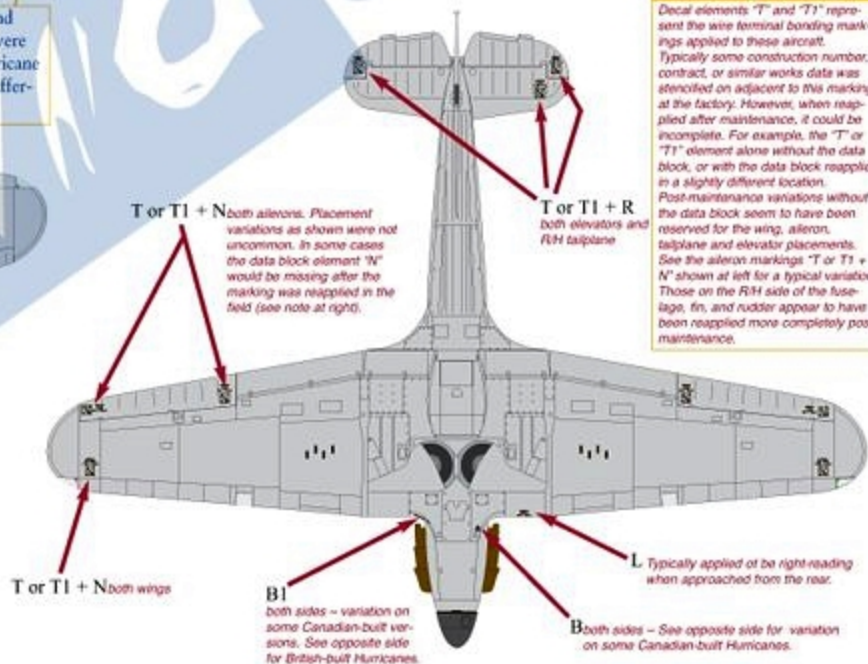


Legends

- detail notes
- Decal callouts
- decal notes

Bonding Markings

Decal elements "T" and "T1" represent the wire terminal bonding markings applied to these aircraft. Typically some construction number, contract, or similar works data was stenciled on adjacent to this marking at the factory. However, when reapplied after maintenance, it could be incomplete. For example, the "T" or "T1" element alone without the data block, or with the data block reapplied in a slightly different location. Post-maintenance variations without the data block seem to have been reserved for the wing, aileron, tailplane and elevator placements. See the aileron markings "T or T1 + N" shown at left for a typical variation. Those on the R/H side of the fuselage, fin, and rudder appear to have been reapplied more completely post-maintenance.



by SkyGrid
123 Church Street
Kitchener, ON
Canada N2G 2S3

www.aviaecology.com
info@aviaecology.com
skygrid@bellnet.ca
(519) 742-6965