
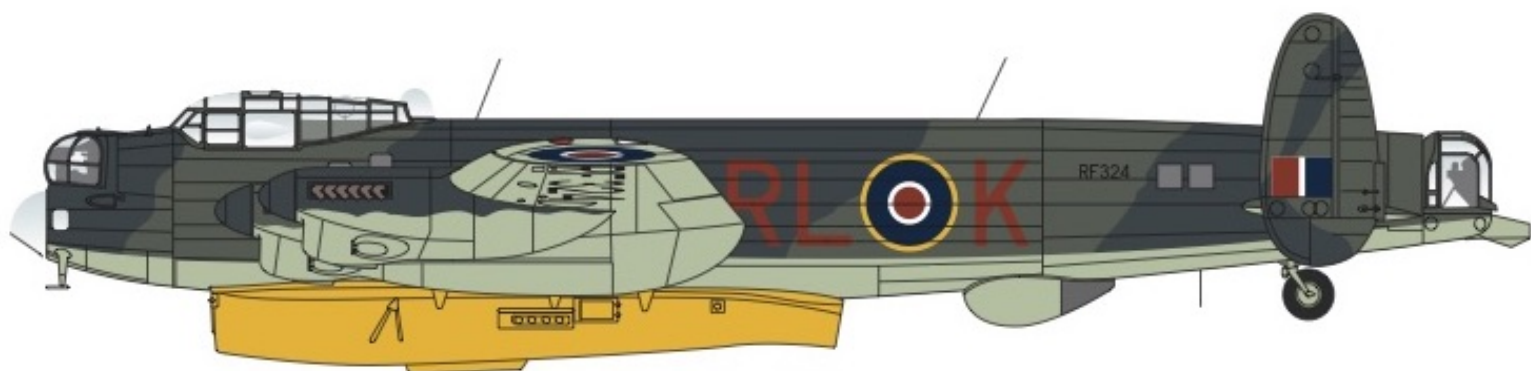


Post War Avro Lancaster Pt2



For the best results these decals should be applied to a gloss surface such as provided by either Xtracolor or Xtracrylix paints. Cut out the decal required and soak in warm water until the decal is released from the backing paper. Wet the area to be decaled with MICRO SET which will help to eliminate air trapped under the decal and position the decal.

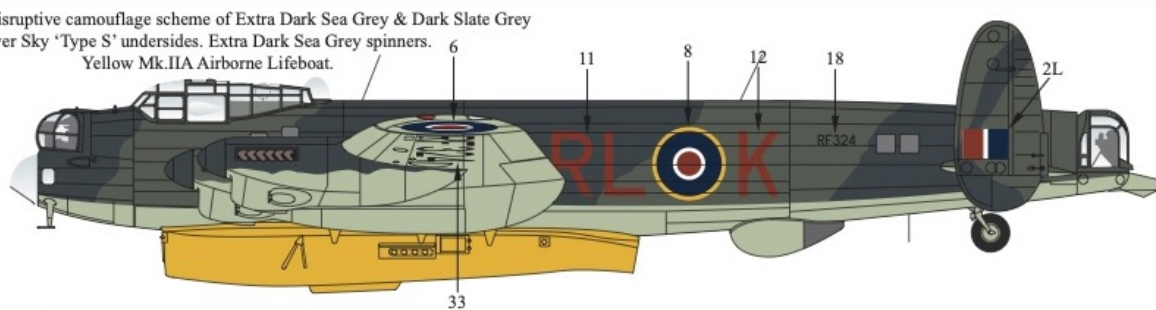
After 5 or 10 minutes wet the decal with MICRO SOL which will soften the decal and ensure that it settles down over any surface detail. Allow the decal to dry for at least 12 hours. During this time some wrinkling of the decal may occur, this is normal. Do not touch the decal at this time.

Carefully check for small air bubbles and if there are any prick with a needle and apply a drop of MICRO SOL. After all air bubbles have been eliminated and the decals are dry wash the entire model with water to remove any excess decal adhesive.

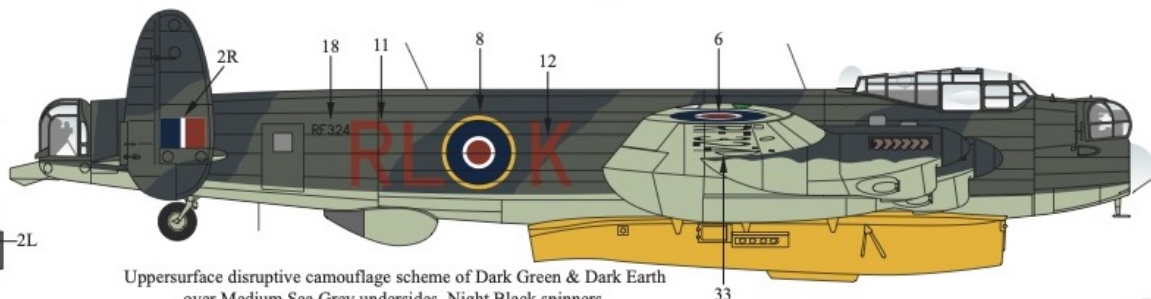
When completely dry the whole model should be sprayed with a coat of Xtracolor or Xtracrylix Flat, Satin or Gloss varnish depending on the finish required.

Store in a cool dry place, avoid sunlight, dampness or extremes of temperature and/or humidity.

Avro Lancaster ASR.Mk.III,
RF324, 'RL.K',
of 279 Squadron,
Royal Air Force,
based at RAF Thornaby,
UK,
1945.

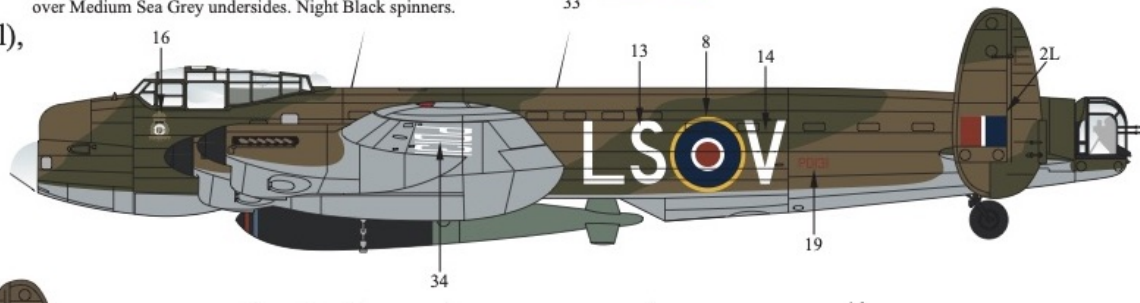


Inside face of tailfins
Port Starboard

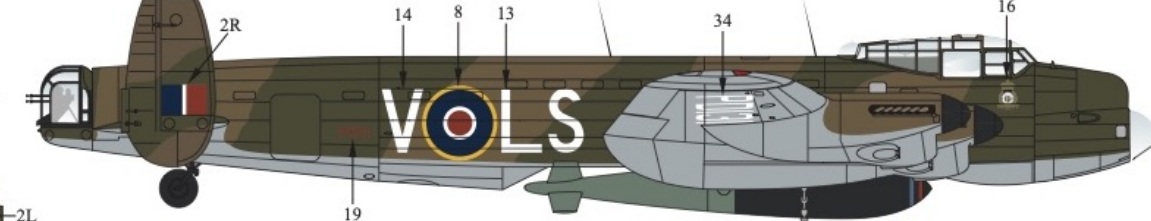


Uppersurface disruptive camouflage scheme of Dark Green & Dark Earth over Medium Sea Grey undersides. Night Black spinners.

Avro Lancaster B.Mk.I (Special),
PD131, 'LS.V',
of 15 Squadron,
Royal Air Force,
based at RAF Mildenhall,
UK,
May,
1946.

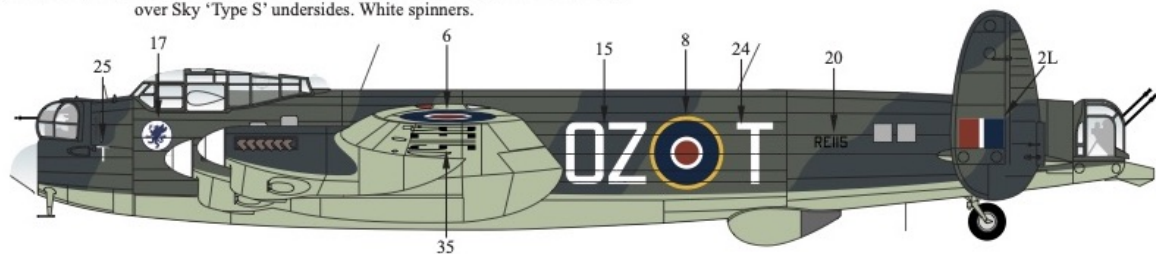


Inside face of tailfins
Port Starboard

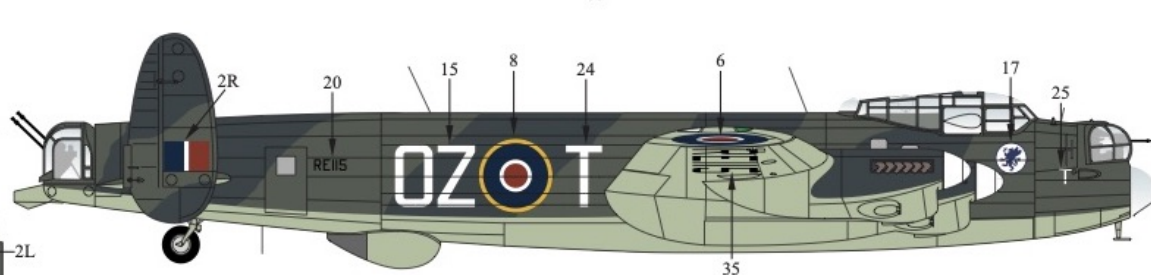


Uppersurface disruptive camouflage scheme of Extra Dark Sea Grey & Dark Slate Grey over Sky 'Type S' undersides. White spinners.

Avro Lancaster ASR.Mk.III,
RE115, 'OZ.T',
of 210 Squadron,
Royal Air Force,
based at RAF St Eval,
UK,
1948.

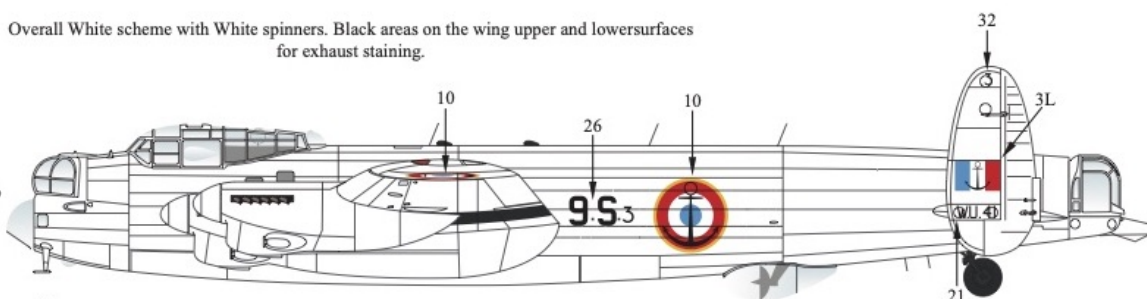


Inside face of tailfins
Port Starboard

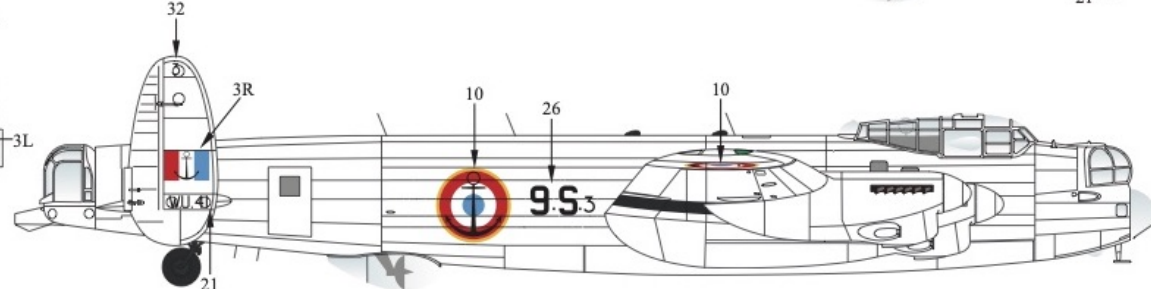


Avro Lancaster MR.1,
W.U.41, '9.S3',
of Escadrille 9S,
French Aeronavale,
based at Naval Base Nouméa,
New Caledonia,
1961.

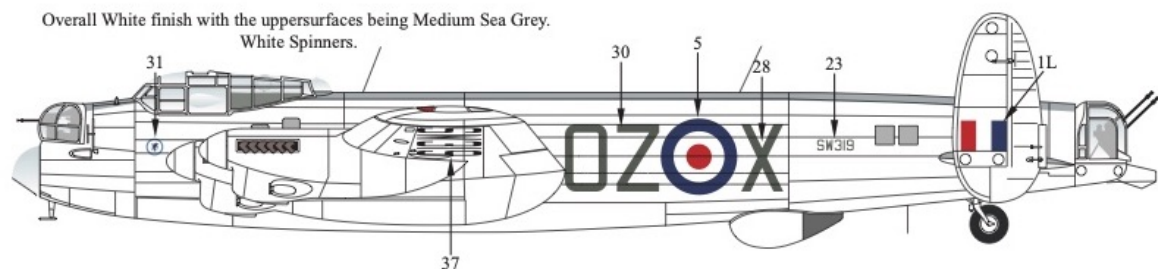
Overall White scheme with White spinners. Black areas on the wing upper and lowersurfaces for exhaust staining.



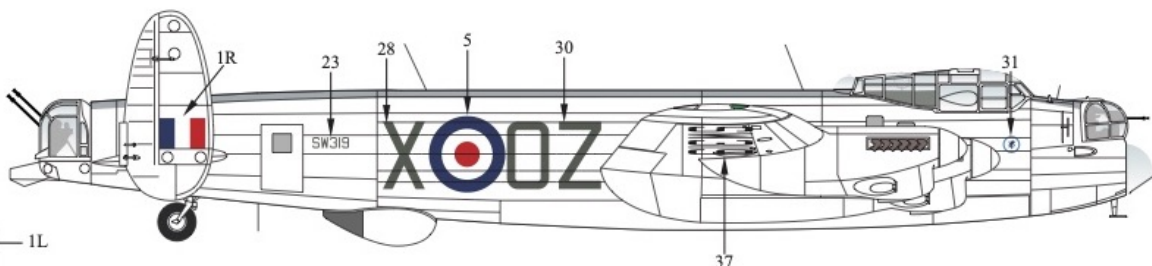
Inside face of tailfins
Port Starboard



Avro Lancaster GR.III,
SW319, 'OZ.X',
of 210 Squadron,
Royal Air Force,
based at RAF Thornaby,
UK,
1950s.

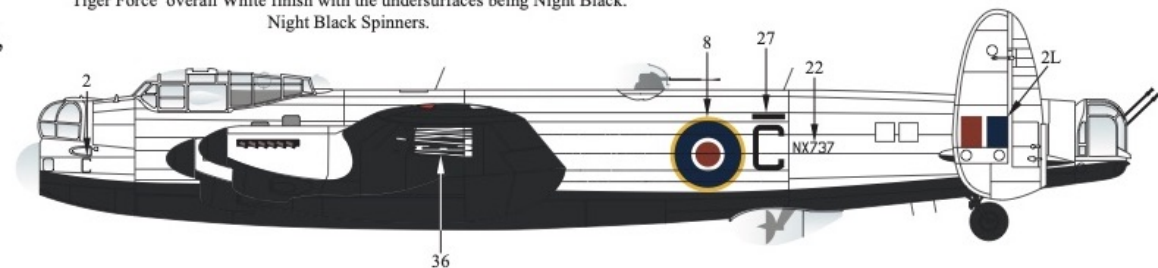


Inside face of tailfins
Port Starboard

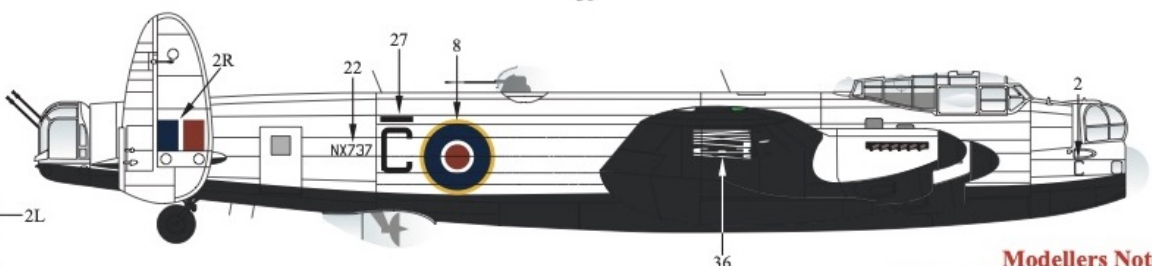


'Tiger Force' overall White finish with the undersurfaces being Night Black.
Night Black Spinners.

Avro Lancaster B.Mk.VII (FE),
NX737, 'C',
of 70 Squadron,
Royal Air Force,
based at El Kabrit,
Egypt,
August,
1948.



Inside face of tailfins
Port Starboard

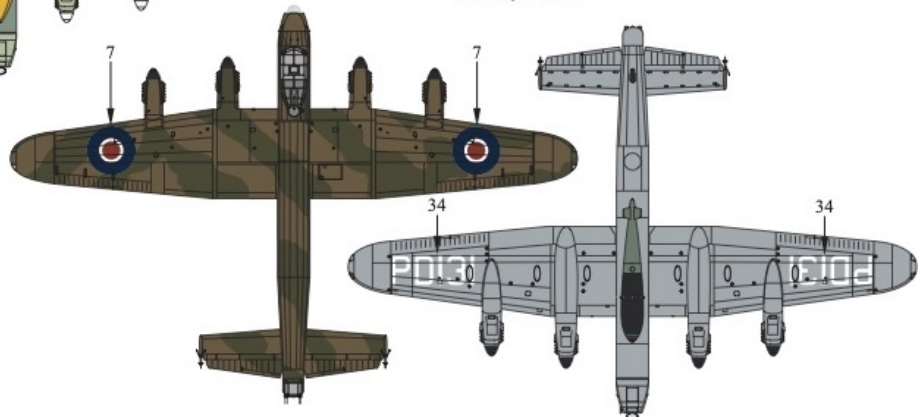


Modellers Note:
Bubble shaped nose canopy & a Martin
250CE mid-upper turret were fitted.
Later Lincoln style vertical fins were also
fitted.

Avro Lancaster ASR.Mk.III,
RF324, 'RL.K'.



Avro Lancaster B.Mk.I (Special),
PD131, 'L.S.V'.



Xtracolor Paints
X001 RAF Dark Green
X002 RAF Dark Earth
X003 Medium Sea Grey
X005 Extra Dark Sea Grey
X011 Trainer Yellow
X012 Night Black
X025 Dark Slate Grey
X110 Dark Green
X405 White

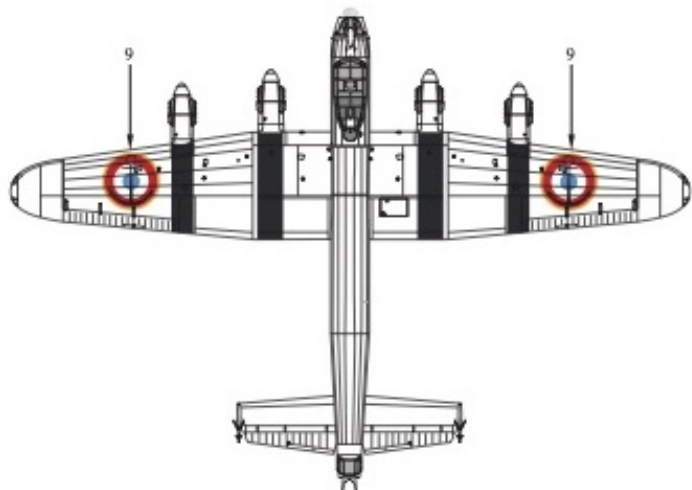
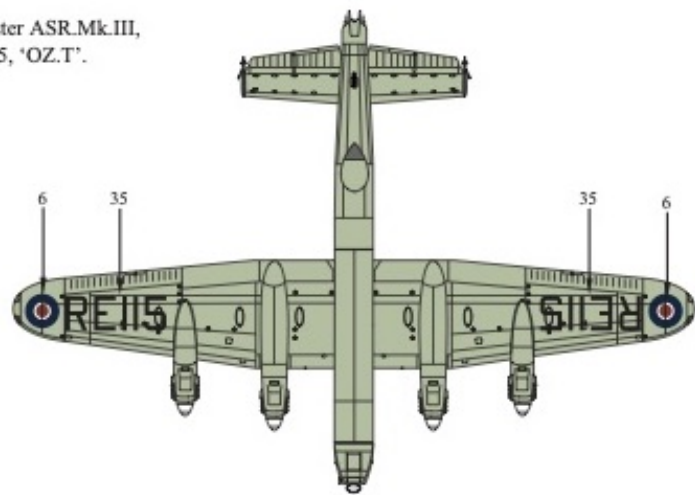
Paints:

The colours used on these aircraft
can be found in the Xtracolor
(prefix number with X)
and Xtracrylix (prefix number
with XA1) range of paints.

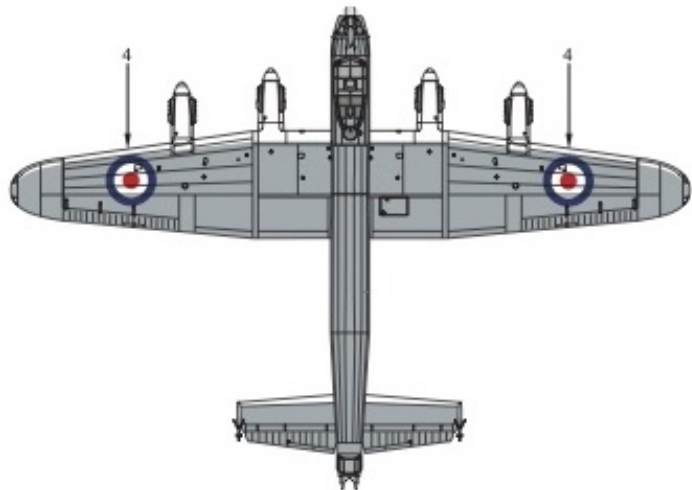
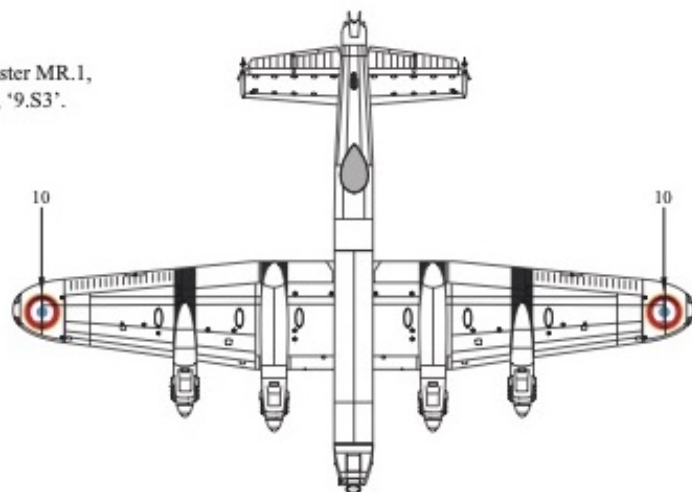
Xtracolor Paints
XA1001 RAF Dark Green
XA1002 RAF Dark Earth
XA1003 Medium Sea Grey
XA1005 Extra Dark Sea Grey
XA1011 Trainer Yellow
XA1012 Night Black
XA1025 Dark Slate Grey
XA1110 Dark Green



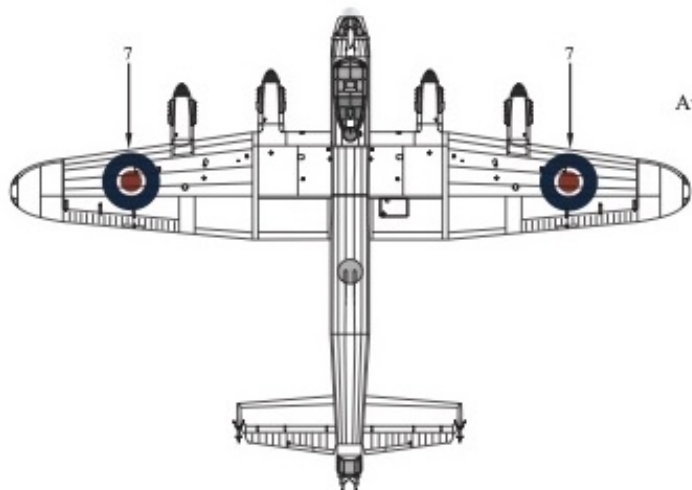
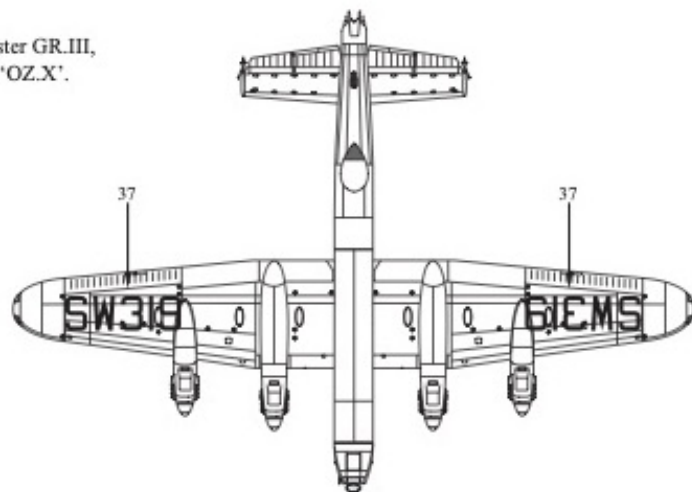
Avro Lancaster ASR.Mk.III,
RE115, 'OZ.T'.



Avro Lancaster MR.1,
W.U.41, '9.S3'.



Avro Lancaster GR.III,
SW319, 'OZ.X'.



Avro Lancaster B.Mk.VII (FE),
NX737, 'C'.

