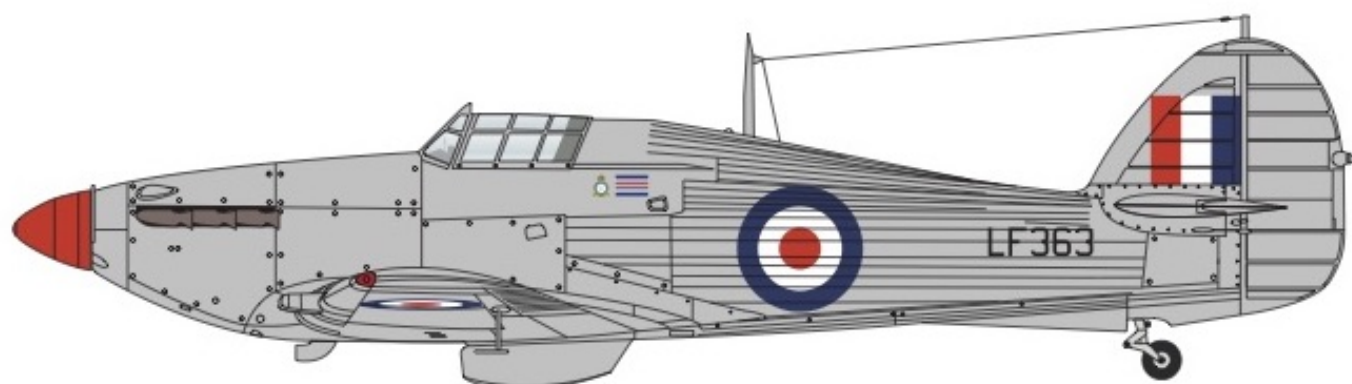


Hawker Hurricane Mk.IIc Collection



For the best results these decals should be applied to a gloss surface such as provided by either Xtracolor or Xtracrylix paints. Cut out the decal required and soak in warm water until the decal is released from the backing paper. Wet the area to be decaled with MICRO SET which will help to eliminate air trapped under the decal and position the decal.

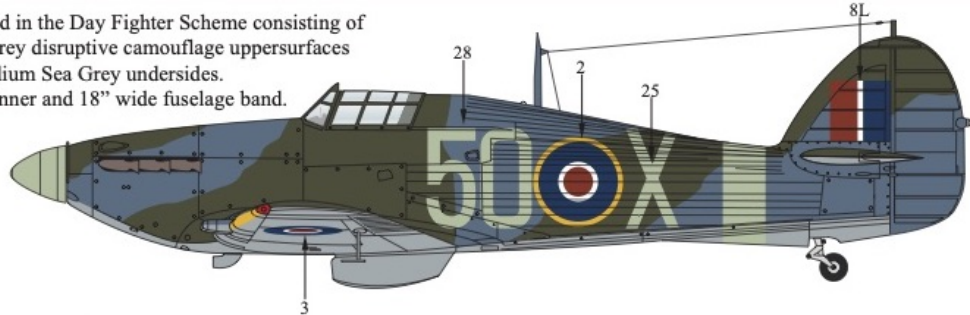
After 5 or 10 minutes wet the decal with MICRO SOL which will soften the decal and ensure that it settles down over any surface detail. Allow the decal to dry for at least 12 hours. During this time some wrinkling of the decal may occur, this is normal. Do not touch the decal at this time.

Carefully check for small air bubbles and if there are any prick with a needle and apply a drop of MICRO SOL. After all air bubbles have been eliminated and the decals are dry wash the entire model with water to remove any excess decal adhesive.

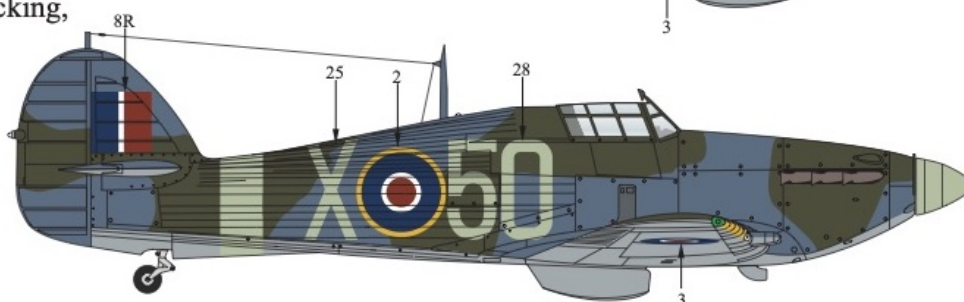
When completely dry the whole model should be sprayed with a coat of Xtracolor or Xtracrylix Flat, Satin or Gloss varnish depending on the finish required.

Store in a cool dry place, avoid sunlight, dampness or extremes of temperature and/or humidity.

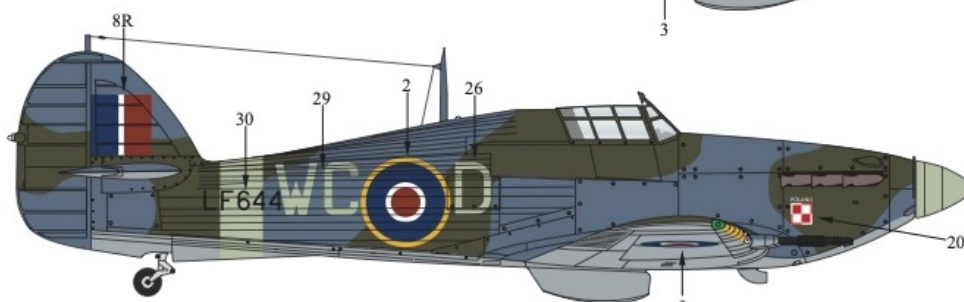
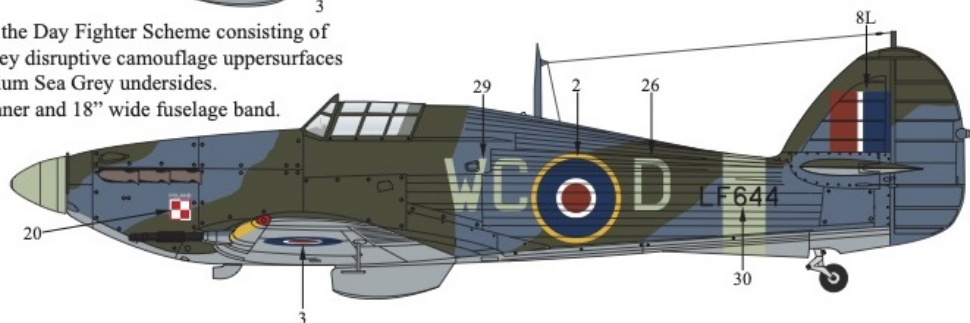
This airframe was finished in the Day Fighter Scheme consisting of Dark Green & Ocean Grey disruptive camouflage uppersurfaces over Medium Sea Grey undersides.
 Sky 'Type S' spinner and 18" wide fuselage band.



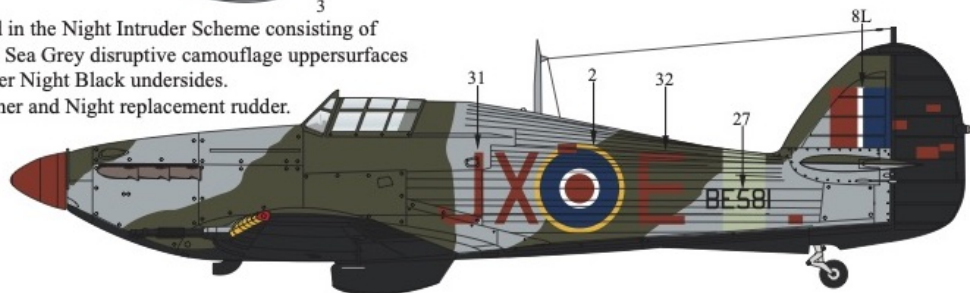
Modellers Note:
 Cannons were removed from this airframe and the stubs were blanked off.



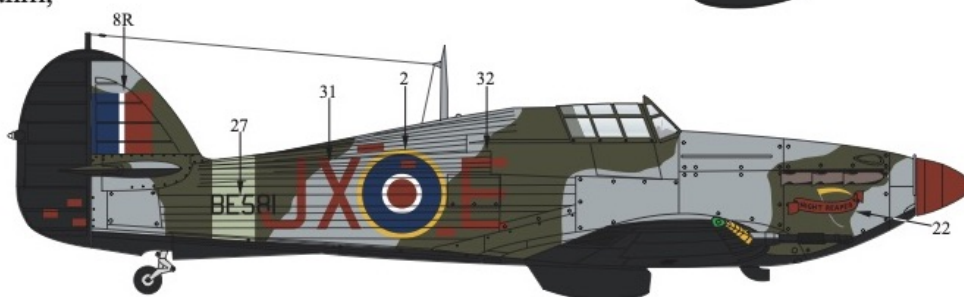
LF644 was finished in the Day Fighter Scheme consisting of Dark Green & Ocean Grey disruptive camouflage uppersurfaces over Medium Sea Grey undersides.
 Sky 'Type S' spinner and 18" wide fuselage band.



BE581 was finished in the Night Intruder Scheme consisting of Dark Green & Medium Sea Grey disruptive camouflage uppersurfaces over Night Black undersides.
 Red spinner and Night replacement rudder.

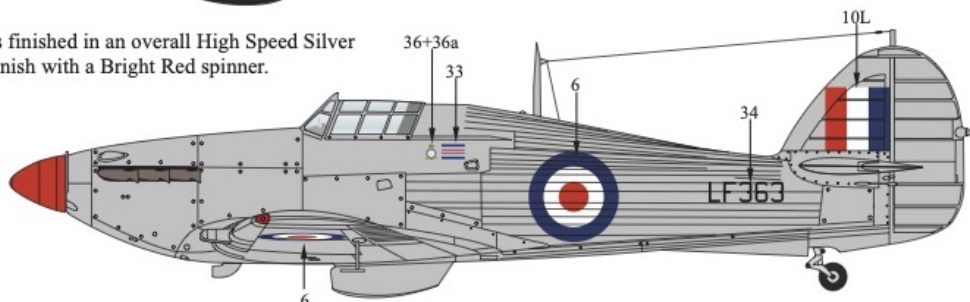


Modellers Note:
 Exhaust anti-glare plates were fitted to this airframe.
 Red Doped damage patches were noted on this aircraft also.
 Check references carefully.

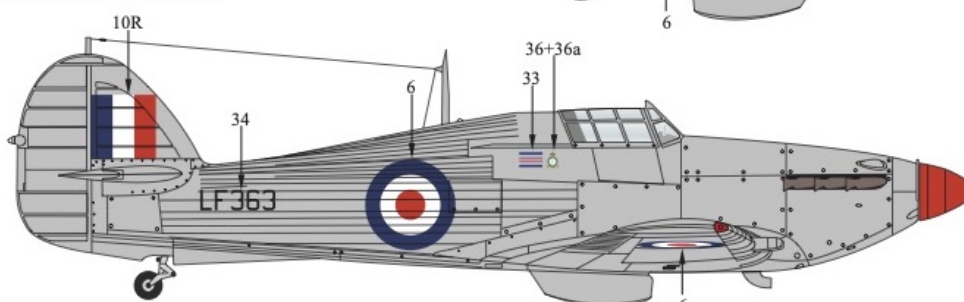


Hawker Hurricane Mk.IIc, LF363, flown by Air Vice Marshal Sir Stanley Vincent, DFC & AFC, Senior Air Staff Officer of Fighter Command, Fighter Command Communications Squadron, Royal Air Force, 1947.

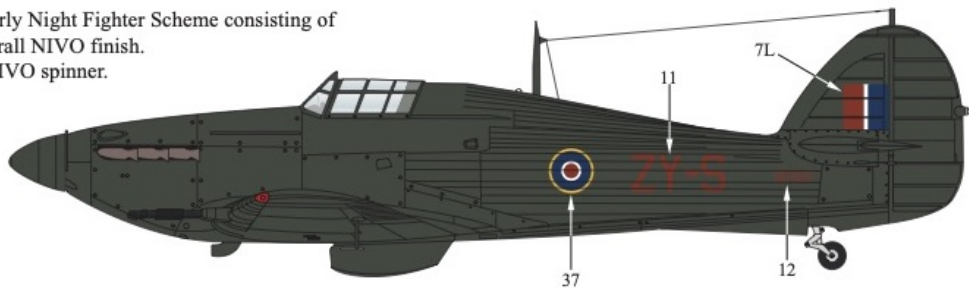
LF363 was finished in an overall High Speed Silver finish with a Bright Red spinner.



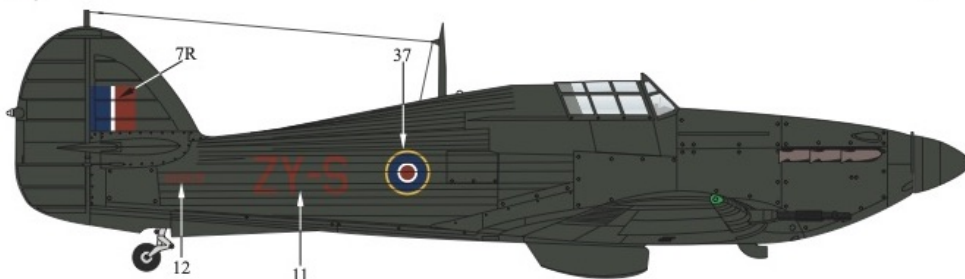
Modellers Note:
 Cannons were removed from this airframe and the stubs were blanked off.



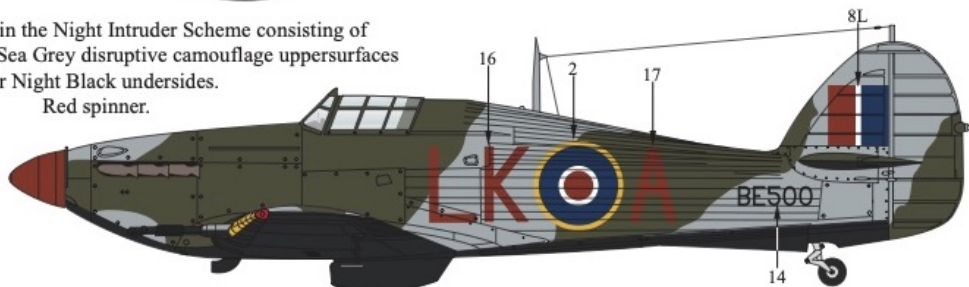
BD929 was finished in an early Night Fighter Scheme consisting of an overall NIVO finish. NIVO spinner.



Hawker Hurricane Mk.IIc,
 BD929, 'ZY.S'
 of 247 (China-British) Squadron,
 Royal Air Force,
 based at RAF Exeter,
 UK,
 1942.



BE500 was finished in the Night Intruder Scheme consisting of Dark Green & Medium Sea Grey disruptive camouflage uppersurfaces over Night Black undersides. Red spinner.

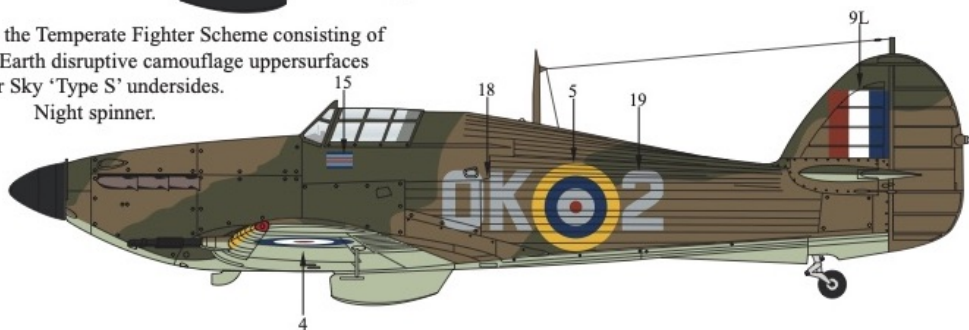


Hawker Hurricane Mk.IIc,
 BE500, 'LK.A' of
 87 Squadron,
 Royal Air Force,
 based at RAF Tangmere,
 UK,
 August,
 1942.

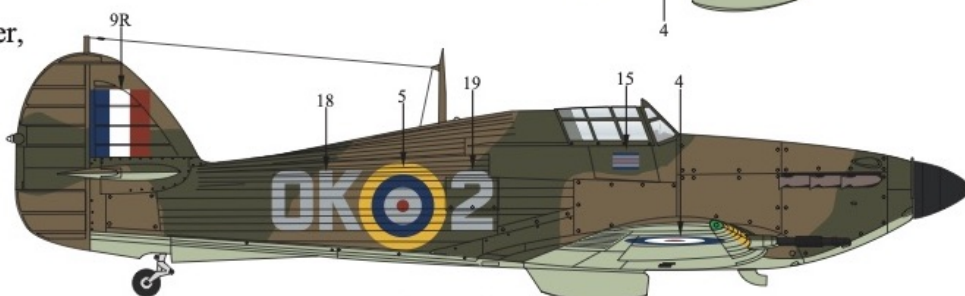


Modellers Note:
 Exhaust anti-glare plates were fitted to this airframe.

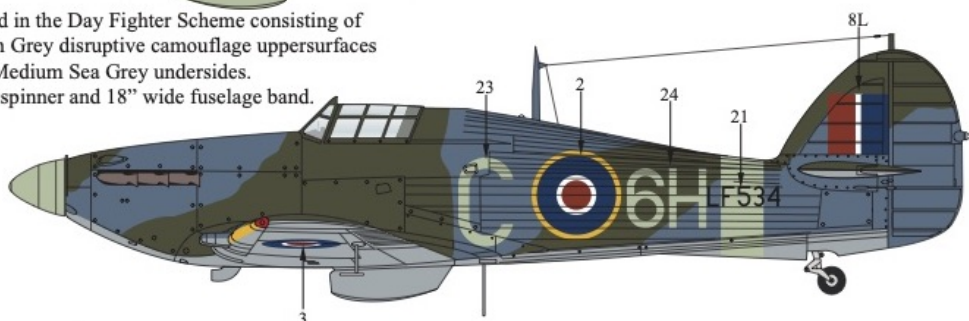
Z3574 was finished in the Temperate Fighter Scheme consisting of Dark Green & Dark Earth disruptive camouflage uppersurfaces over Sky 'Type S' undersides. Night spinner.



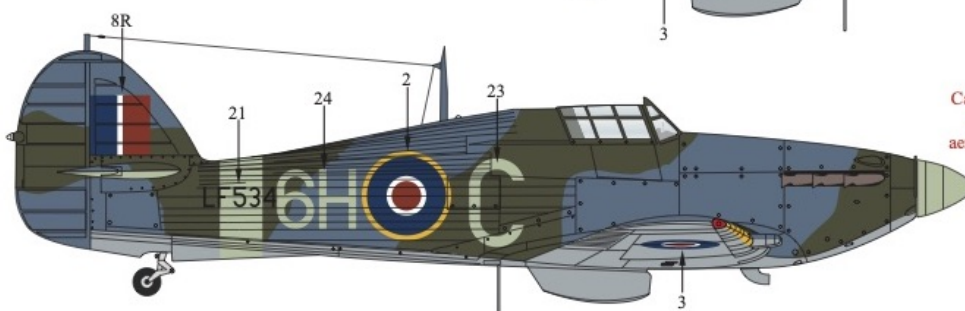
Hawker Hurricane Mk.IIc,
 serial possibly Z3574, 'OK.2'
 personal aircraft of Air Vice Marshal
 Keith R. Park, AOC Malta,
 Royal Air Force,
 based at RAF Luqa,
 Malta,
 October/November,
 1942.



LF534 was finished in the Day Fighter Scheme consisting of Dark Green & Ocean Grey disruptive camouflage uppersurfaces over Medium Sea Grey undersides. Sky 'Type S' spinner and 18" wide fuselage band.



Hawker Hurricane Mk.IIc,
 LF534, '6H.C'
 of 1688 Bomber Defence Training Flight,
 Royal Air Force,
 based at RAF Newmarket,
 UK
 April,
 1944.



Modellers Note:
 Cannons were removed from this airframe and the stubs were blanked off and an aerial was fitted on the fuselage undersides.

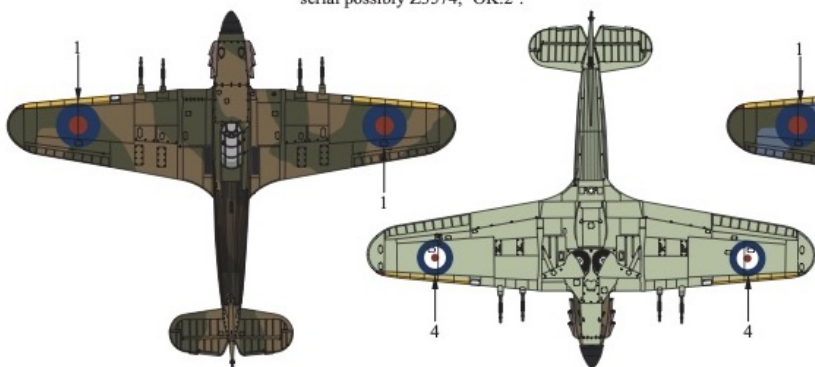
Hawker Hurricane Mk.IIc,
 BD929, 'ZY.S'.



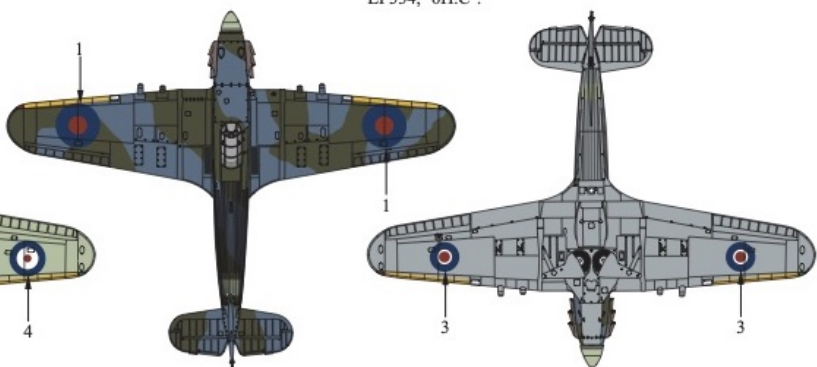
Hawker Hurricane Mk.IIc,
 BE500, 'L.K.A'.



Hawker Hurricane Mk.IIc,
 serial possibly Z3574, 'OK.2'.



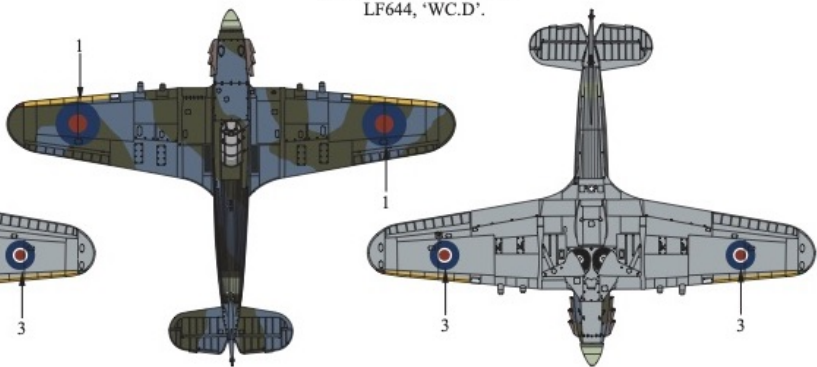
Hawker Hurricane Mk.IIc,
 LF534, '6H.C'.



Hawker Hurricane (Met) Mk.IIc,
 serial unknown, '50.X'.



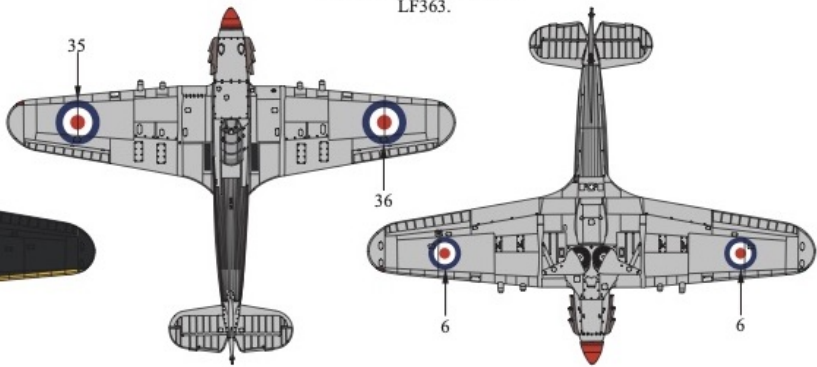
Hawker Hurricane Mk.IIc,
 LF644, 'WC.D'.



Hawker Hurricane Mk.IIc,
 BE581, 'JX.E', 'Night Reaper'.



Hawker Hurricane Mk.IIc,
 LF363.



Xtracolor Paints

- X001 Dark Green
- X002 Dark Earth
- X003 Medium Sea Grey
- X006 Ocean Grey
- X007 Sky
- X011 Yellow
- X012 Night Black
- X020 NIVO
- X031 Red
- X501 Silver

Paints:

The colours used on these aircraft can be found in the Xtracolor (prefix number with X) and Xtracrylix (prefix number with XA1) range of paints.

Xtracrylix Paints

- XA1001 Dark Green
- XA1002 Dark Earth
- XA1003 Medium Sea Grey
- XA1006 Ocean Grey
- XA1007 Sky
- XA1011 Yellow
- XA1012 Night Black
- XA1031 Red