



CANADIAN ARMED FORCES
C-130 E/H

Leading
Edge MODEL



SEMI-GLOSS 
DARK GRAY 
FS #26099
(FS #36118 Gunship Gray tinted lighter.)

CC-130H 130334 at Faizabad Afghanistan

www.lemdecal.com

Photo: Capt. Ken Barling

DECAL SETS
#72.70 1/72 SCALE
#48.70 1/48 SCALE

C-130 E/H Canadian Armed Forces Gray Scheme



1/48



1/72



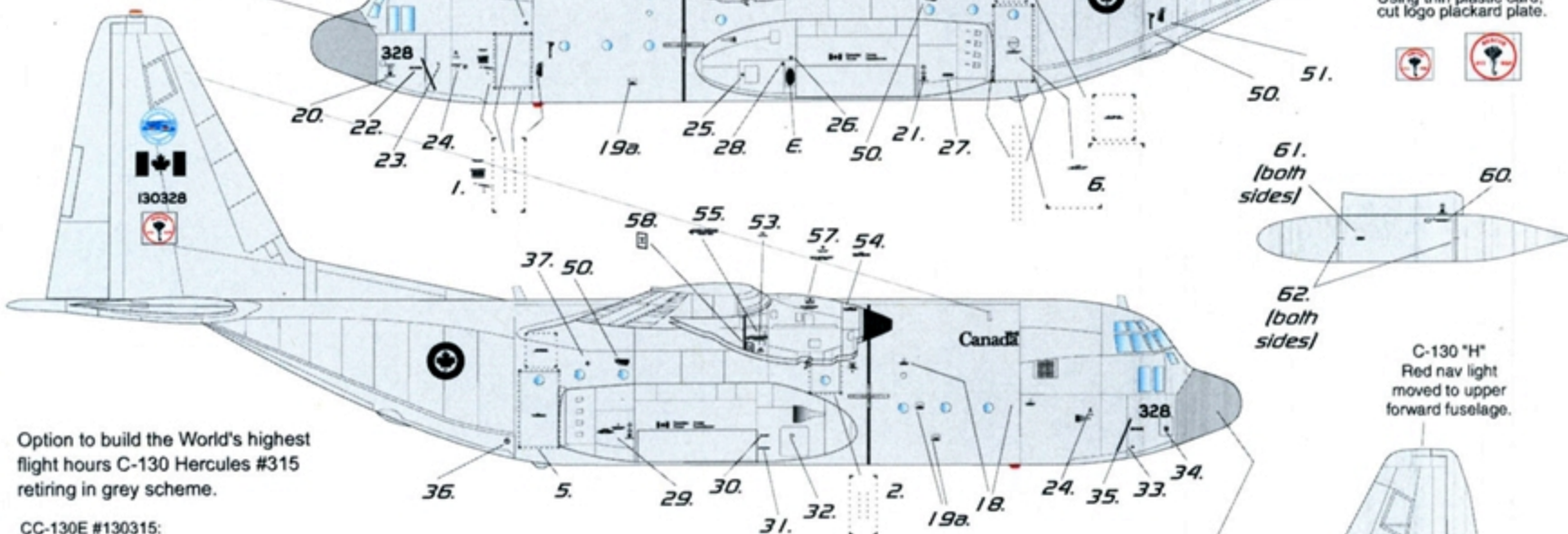
"Open Skies" option to use white background or apply to painted white panel.

Tail plates are removable thin metal panels. Use templates to cut parts out of thin plastic.

Using thin plastic card, cut logo placard plate.

C-130 "E" models are numbered 130305 - 130328
"E" model Hercules retired end of 2010

Lower window removed for both sides.



Option to build the World's highest flight hours C-130 Hercules #315 retiring in grey scheme.

CC-130E #130315:

Was one of 20 "E" model C-130 Hercules purchased in 1965.

Has flown in over 50 countries.

First coalition aircraft into Sarajevo 1992.

Reached 45,277 flight hours \ 20,815 flights before retiring in 1995.

PAINTING

Overall colour: FS#26099 (semi gloss) / FS#36099 (flat)
Closest model paints are FS#6118 (Gunship Gray)
Make sure paint mix is not lighter than FS#6118 as decals are mixed to match real aircraft colour and will not contrast properly if main colour is too light.

Radome painted with gloss finish.

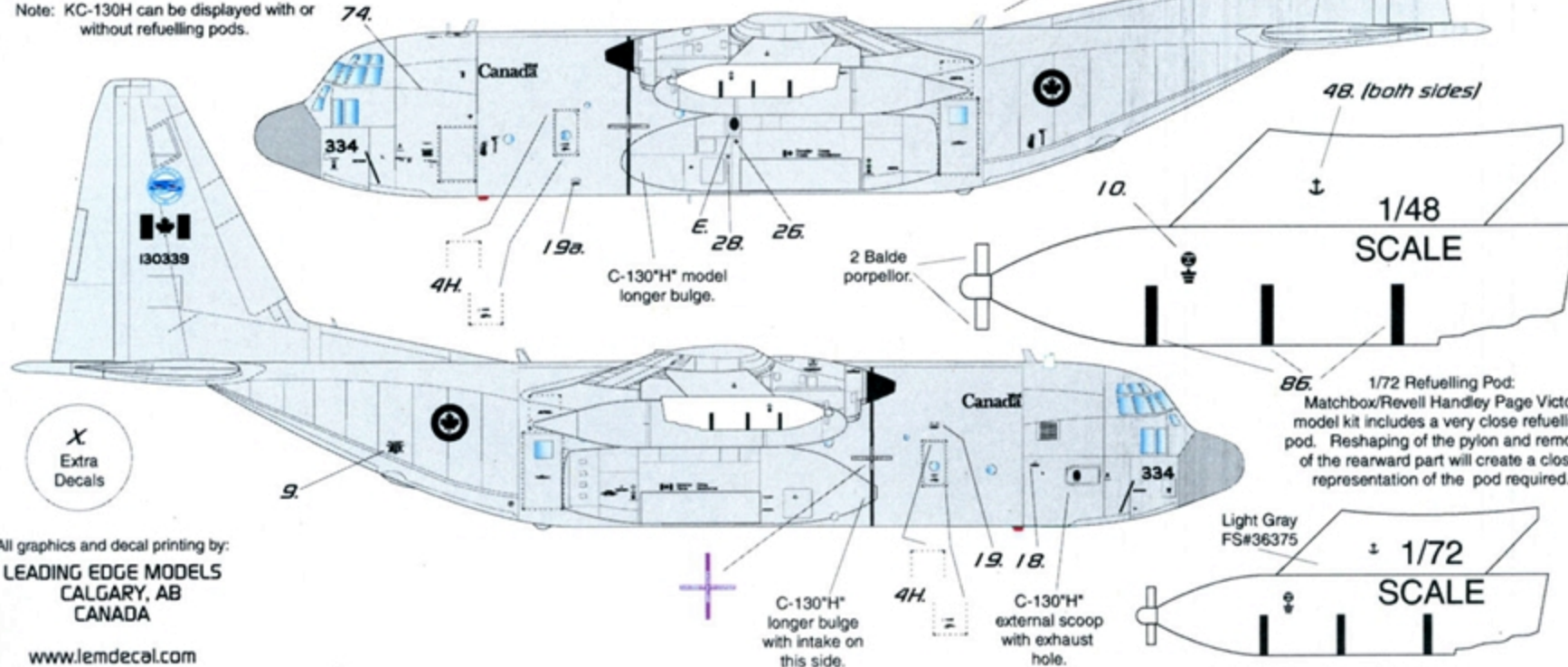
C-130 "H"
Red nav light moved to upper forward fuselage.

C-130 "H" models are numbered 130329 - 130337

CC-130H & KC-130H
Stencil placement decals are the same as for as above unless indicated.

KC-130 "H" models with inflight refueling pods are numbered 130338 - 130342

Note: KC-130H can be displayed with or without refuelling pods.



X
Extra
Decals

All graphics and decal printing by:
LEADING EDGE MODELS
CALGARY, AB
CANADA

www.lemdecad.com

C-130"H"
longer bulge
with intake on
this side.

C-130"H"
external scoop
with exhaust
hole.

Light Gray
FS#36375

1/72
SCALE

1/48
SCALE

86. 1/72 Refuelling Pod:
Matchbox/Revell Handley Page Victor
model kit includes a very close refuelling
pod. Reshaping of the pylon and removal
of the rearward part will create a close
representation of the pod required.

2 Balde
porpellor.

Updated
Antennas

C-130"H" model
longer bulge.

4H.

19a.

E.

26.

74.

334

4H.

19a.

E.

26.

C-130"H" model
longer bulge.

2 Balde
porpellor.

10.

48. (both sides)

91.

130339

130334

130334

130328

130328

90.

89.

50.

51.

61.
(both
sides)

62.
(both
sides)

60.

88.

89.

90.

91.

92.

93.

94.

95.

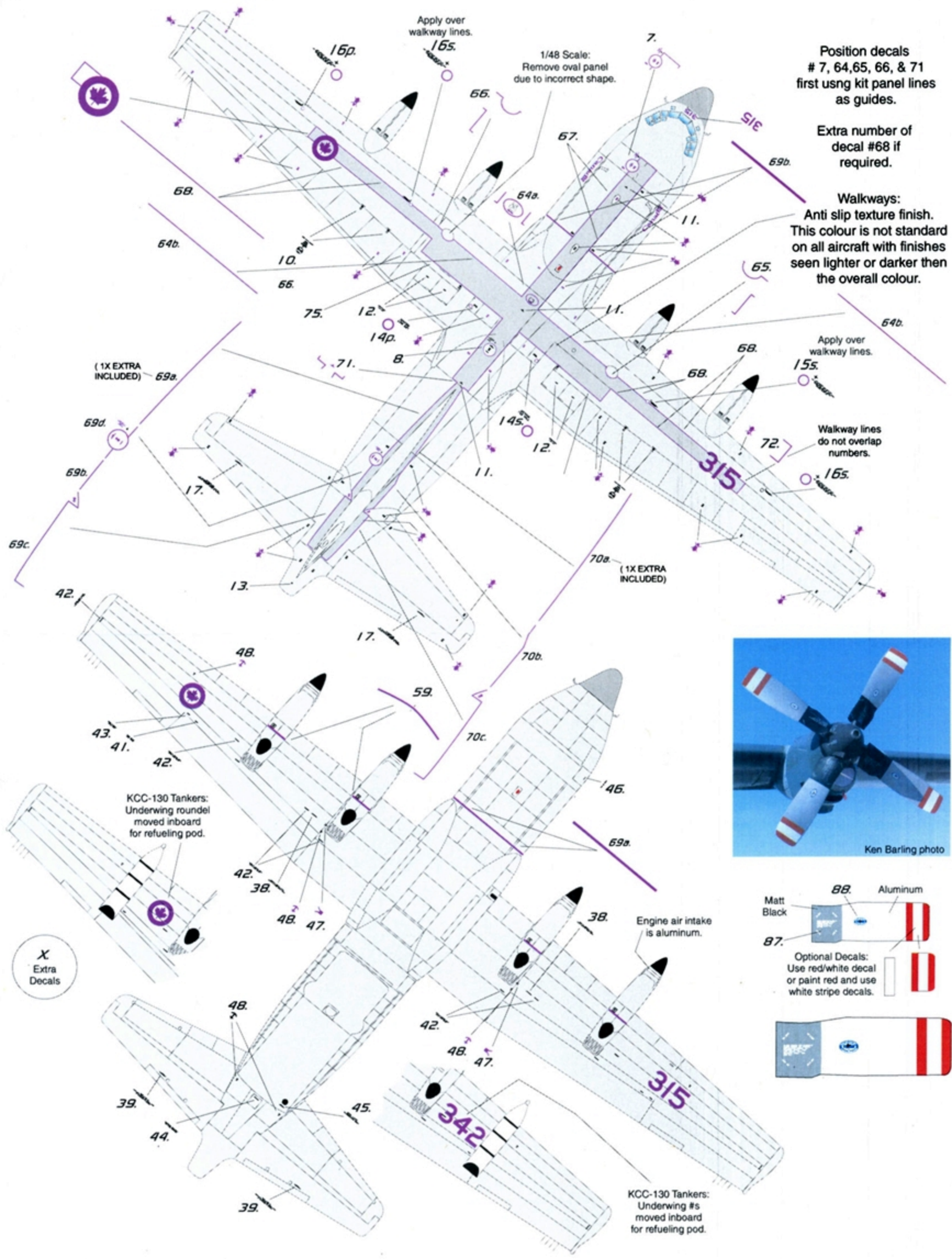
96.

97.

98.

99.

100.



Position decals
7, 64, 65, 66, & 71
first using kit panel lines
as guides.

Extra number of
decal #68 if
required.

Walkways:
Anti slip texture finish.
This colour is not standard
on all aircraft with finishes
seen lighter or darker than
the overall colour.

Apply over
walkway lines.

Walkway lines
do not overlap
numbers.

(1X EXTRA
INCLUDED) 69a.

(1X EXTRA
INCLUDED) 70a.

KCC-130 Tankers:
Underwing roundel
moved inboard
for refueling pod.

Engine air intake
is aluminum.

X
Extra
Decals

KCC-130 Tankers:
Underwing #s
moved inboard
for refueling pod.



Ken Barling photo

