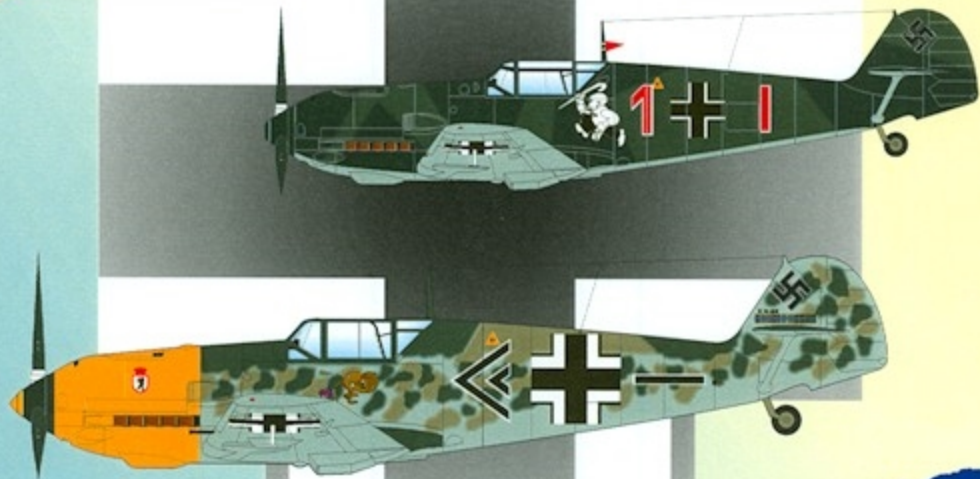


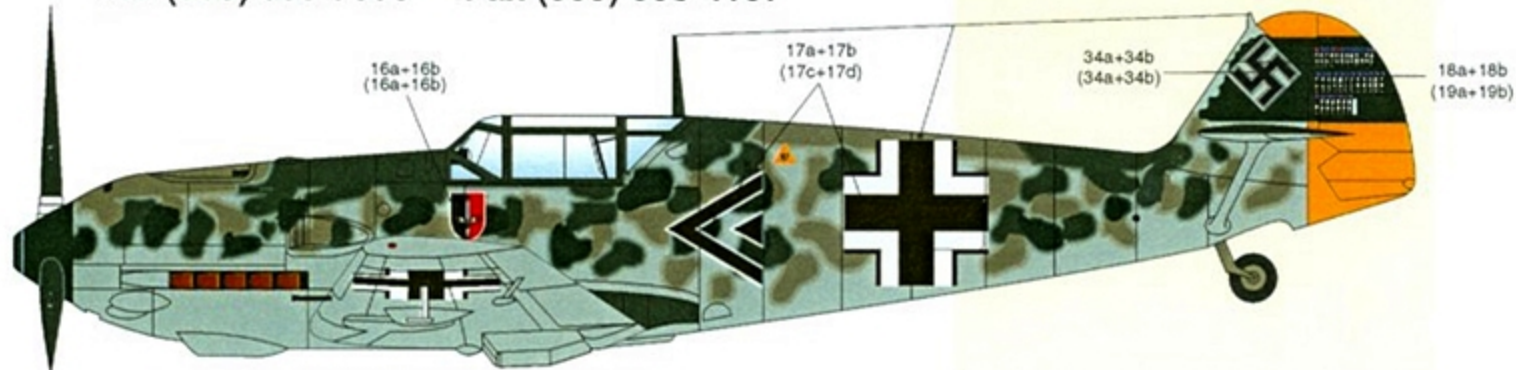
*AeroMaster*

48-248

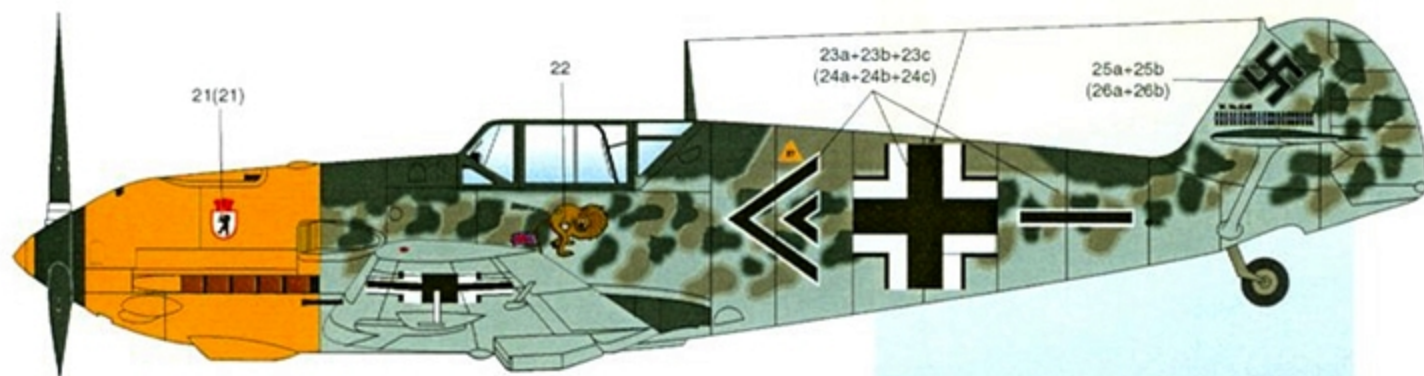
Marauding Emils Pt. III



48-248



Bf-109E-3 flown by Herberd Ihlefeld, Kommandeur I.(J)/LG2, Calais, France, March 1941. Standard RLM 71 Dunkelgrün and RLM 02 Grau over RLM 65 Hellblau camouflage, with blotches of RLM 70 Schwartzgrün overpainted on wings and fuselage. Note the large patch of RLM 70 on the tail which was carefully painted around the Hakenkreuz, providing a background for the kill markings. RLM 04 Gelb tail. Underside of cowling was also possibly Gelb 04, but unconfirmed.



Bf-109E-4 flown by Wolfgang Lippert, Kommandeur II./JG27, April 1941, Balkans. Uppersurfaces RLM 71 Dunkelgrün and RLM 02 Grau, undersurfaces RLM 65 Hellblau. Fuselage sides and tail covered with a very soft mottle of 71/02. RLM 04 Gelb cowling, RLM 70 spinner with Gelb 04 tip.

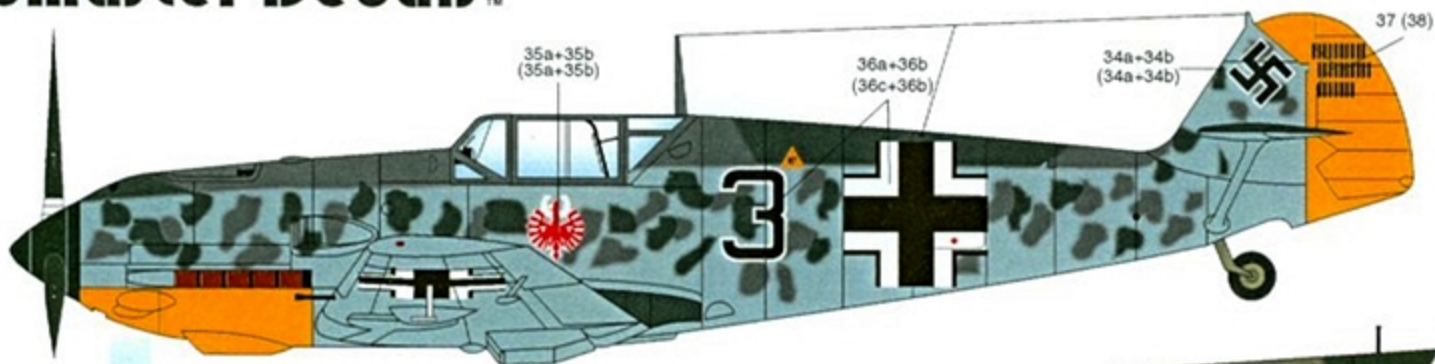


Bf-109E-1 of JG26 flown by Staffelfkapitän Eduard Neuman, Germany, 1939. Standard RLM 70 Schwartzgrün and RLM 71 Dunkelgrün uppersurfaces, RLM 65 Hellblau undersurfaces. RLM 70 spinner.




Bf-109E-7/B of 8.ZG1, Russia, Summer 1942. Non-standard RLM 02 Grau and RLM 71 Dunkelgrün uppersurfaces and RLM 76 Lichtblau undersurfaces. 02 was oversprayed over the fuselage sides, then mottled with heavy blotches of 71. Note the RLM 04 Gelb identification markings under wingtips and nose. \*Order of starboard code is not confirmed. During this time period, standard Luftwaffe practice would read S9+RS, some sources show RS+S9. Decals are provided to mark your model as preferred (33a, 33b & 33c). RLM 25 Hellgrün spinner.

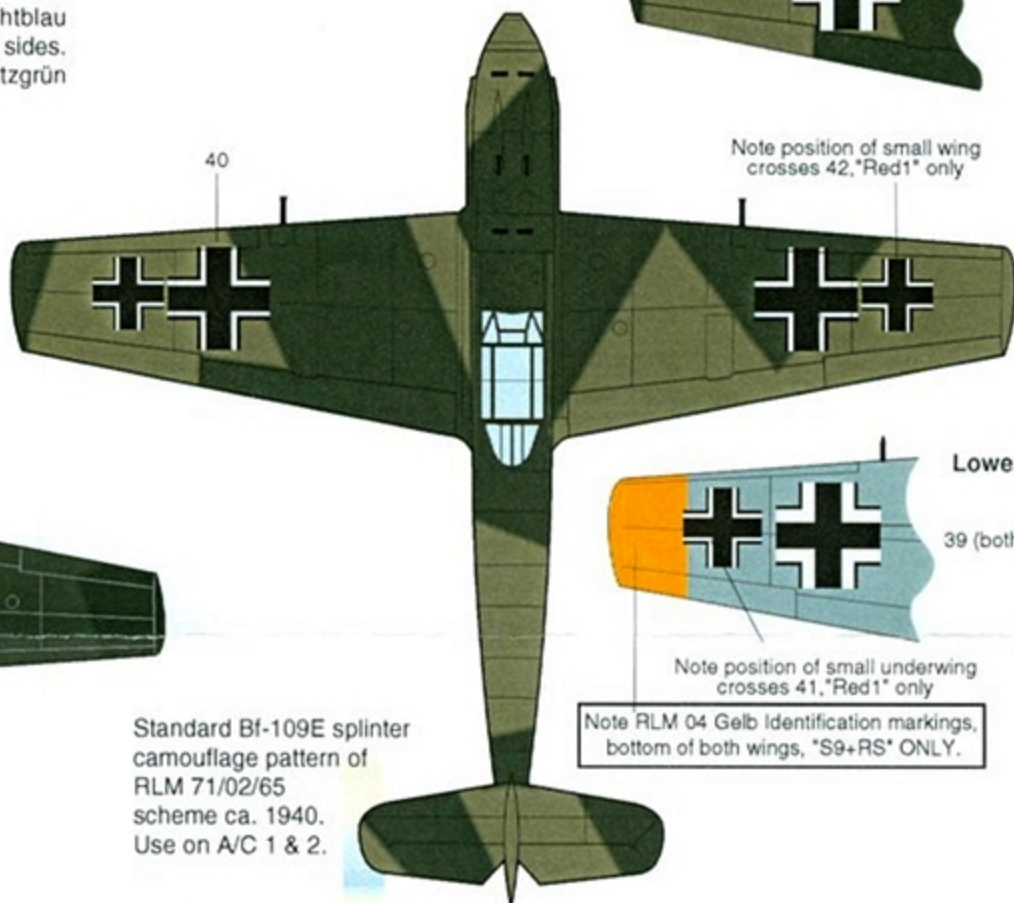
# AeroMaster Decals™



Bf-109E-7 flown by Oblt. Herman Segatz, Staffelkapitän of 8./JG5, Petsamo, Finland, Spring 1942. Fuselage is RLM 74 Graugrün and RLM 75 Grauviolett, with RLM 76 Lichtblau undersurfaces and 74/75 mottling on RLM 76 fuselage sides. Note Gelb 04 undercowling and rudder. RLM 70 Schwartzgrün spinner.



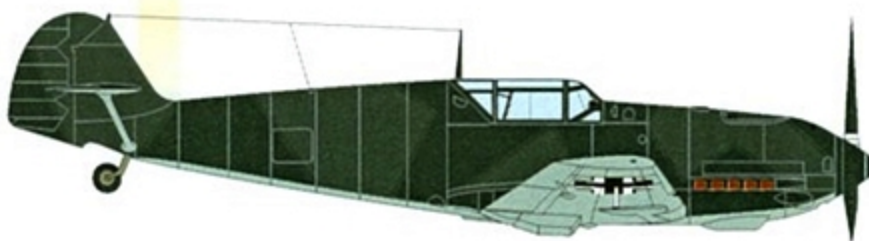
Standard Bf-109E splinter camouflage scheme, with RLM 70/71/65 colors, "Red 1" only.



Standard Bf-109E splinter camouflage pattern of RLM 71/02/65 scheme ca. 1940. Use on A/C 1 & 2.

Note RLM 04 Gelb identification markings, bottom of both wings, "S9+RS" ONLY.

Variation of this pattern used on "Black 3" only. Fuselage pattern is reversed port-to starboard, wing pattern as shown. Dark shade is RLM 74, lighter shade is RLM 75.



WE would like to remind you that Bf-109 E stencils are available in AMD sheet 148-006 and crosses on AMD sheet 48-019

RLM 02 FS 36165	RLM 04 FS 33538	RLM 65 FS 34050	RLM 70 FS 34050
RLM 71 FS 34079	RLM 74 FS 34086	RLM 75 FS 36122	RLM 76 FS 36473

**Suggested Kits:** Hasegawa & Hobbycraft 1/48 Bf 109E's

## References:

1. *Messerschmitt Bf109B-E*. Model Art Special (No. 375).
2. *Camouflage & Markings of The Luftwaffe Aircraft, Vol. 1* Model Art Special
3. *Aircraft of the Luftwaffe Fighter Aces I*. Schiffer Military/Aviation History

## Recommended AeroMaster Warbird Colors Acrylic

1001 Gloss Clear	1015 RLM 24 Blue
1002 Semi-Gls Clr	1016 RLM 25 Green
1003 Flat Clear	1021 RLM 65 Hellblau
1004 Tire Black	1023 RLM 70 Schwarzgrün
1010 RLM 02 Grau	1024 RLM 71 Dunkelgrün
1011 RLM 04 Yellow	1025 RLM 74 Graugrün
1012 RLM 21 White	1026 RLM 75 Grauviolett
1013 RLM 22 Black	1027 RLM 76 Lichtblau
1014 RLM 23 Red	

## Recommended AeroMaster Warbird Colors Enamels

9001 Black	9023 RLM 70 Schwarzgrün
9002 White	9024 RLM 71 Dunkelgrün
9003 Yellow	9025 RLM 74 Graugrün
9004 Blue	9026 RLM 75 Grauviolett
9005 Red	9027 RLM 76 Lichtblau
9010 Tire Black	9036 RLM 04 Gelb
9020 RLM 02 Grau	
9021 RLM 65 Hellblau	

If you have suggestions for future subject matter, AeroMaster would like to hear from you. Our goal is to provide high quality, well researched decals of unusual and interesting subjects. We value our customers' input, so if you have specific suggestions or photographs of unusual subject matter which you would be willing to share, please contact:

# AeroMaster Decals™

3615 NW 20th Ave • Miami, Florida 33142 • USA