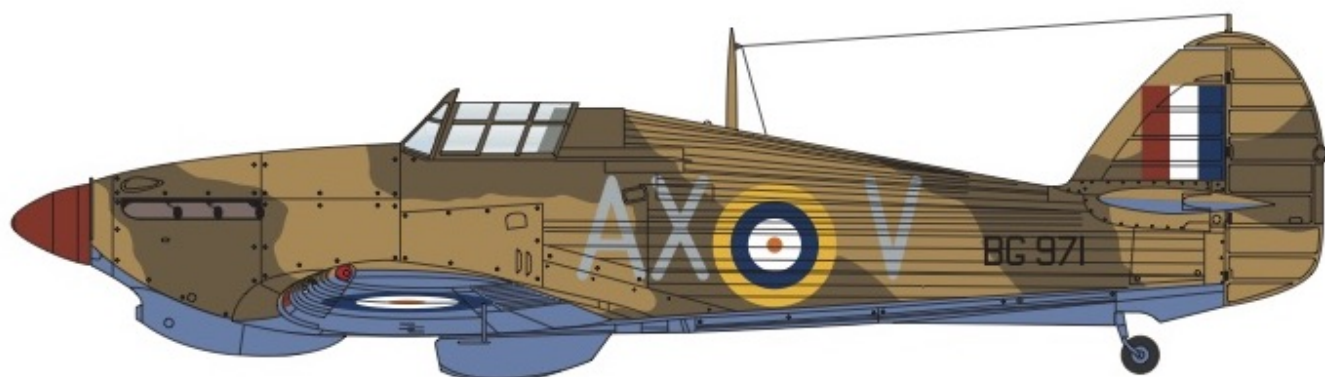
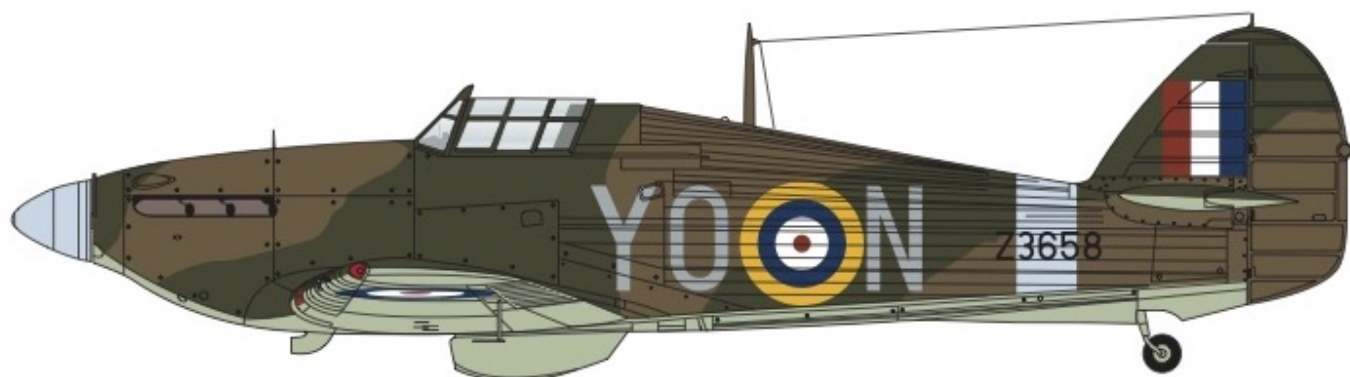


Hawker Hurricane Mk.IIb Collection Pt1



For the best results these decals should be applied to a gloss surface such as provided by either Xtracolor or Xtracrylix paints. Cut out the decal required and soak in warm water until the decal is released from the backing paper. Wet the area to be decaled with MICRO SET which will help to eliminate air trapped under the decal and position the decal.

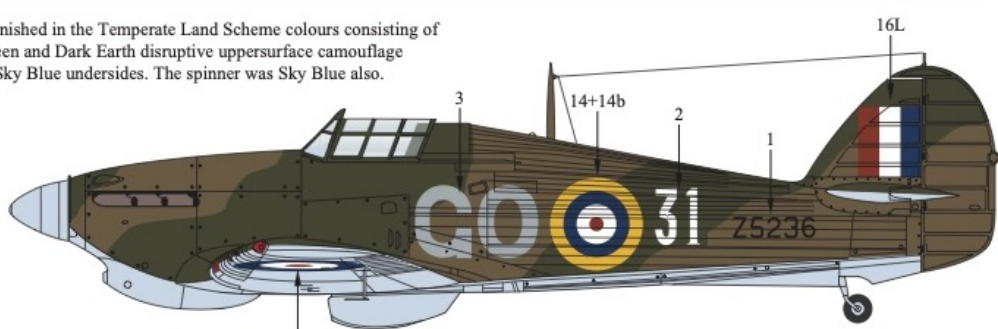
After 5 or 10 minutes wet the decal with MICRO SOL which will soften the decal and ensure that it settles down over any surface detail. Allow the decal to dry for at least 12 hours. During this time some wrinkling of the decal may occur, this is normal. Do not touch the decal at this time.

Carefully check for small air bubbles and if there are any prick with a needle and apply a drop of MICRO SOL. After all air bubbles have been eliminated and the decals are dry wash the entire model with water to remove any excess decal adhesive.

When completely dry the whole model should be sprayed with a coat of Xtracolor or Xtracrylix Flat, Satin or Gloss varnish depending on the finish required.

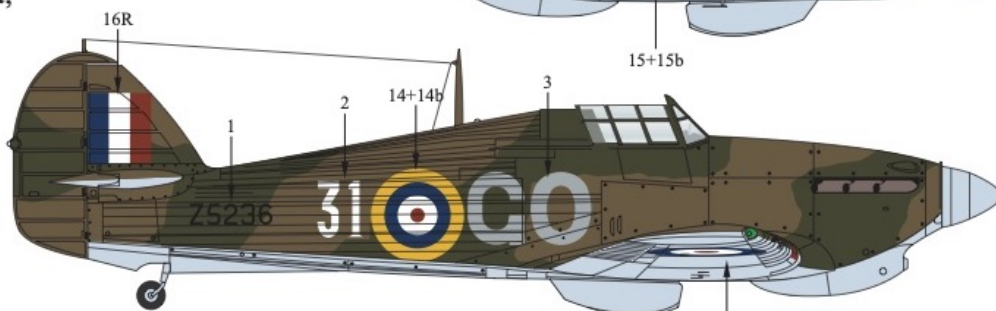
Store in a cool dry place, avoid sunlight, dampness or extremes of temperature and/or humidity.

Z5236 was finished in the Temperate Land Scheme colours consisting of Dark Green and Dark Earth disruptive uppersurface camouflage over Sky Blue undersides. The spinner was Sky Blue also.



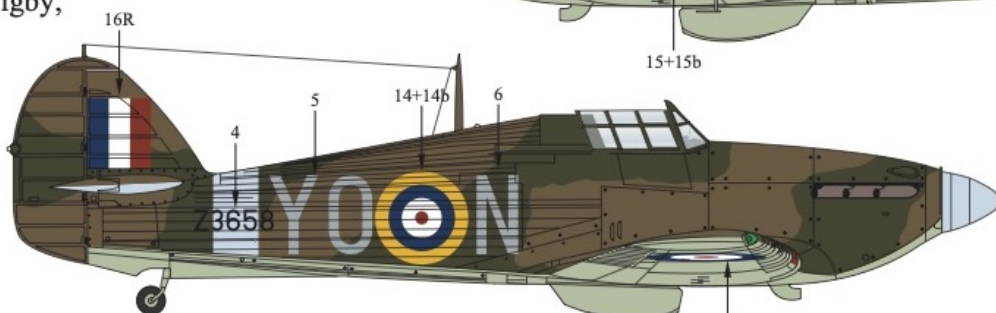
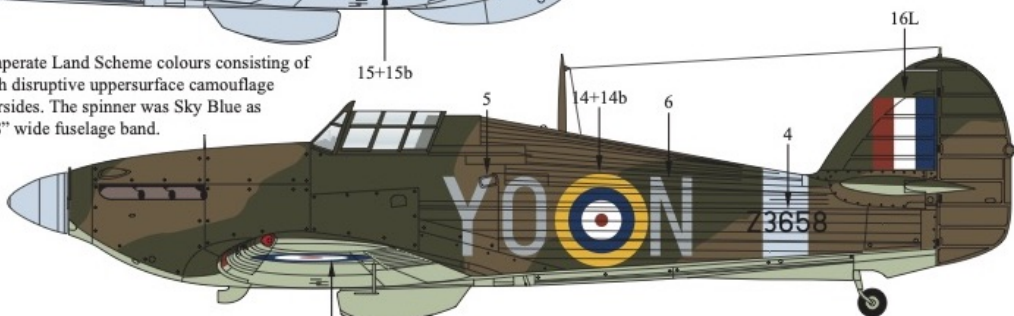
Modellers Note:
 This airframe had a tropical filter fitted.

Hawker Hurricane Mk.IIb,
 Z3768, 'FK.49' of
 81 Sqn, 151 Wing, RAF,
 South African Air Force
 based at Vaenga,
 Russia,
 September,
 1941.



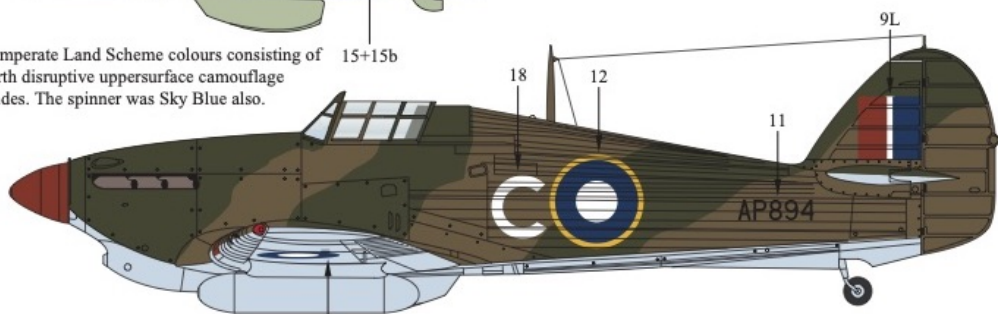
Z3658 was finished in the Temperate Land Scheme colours consisting of Dark Green and Dark Earth disruptive uppersurface camouflage over Sky 'Type S' undersides. The spinner was Sky Blue as was the 18" wide fuselage band.

Hawker Hurricane Mk.IIb,
 Z3658, 'YO.N' of
 401 (Ram) Squadron,
 RCAF,
 based at RAF Digby,
 24 July,
 1941.

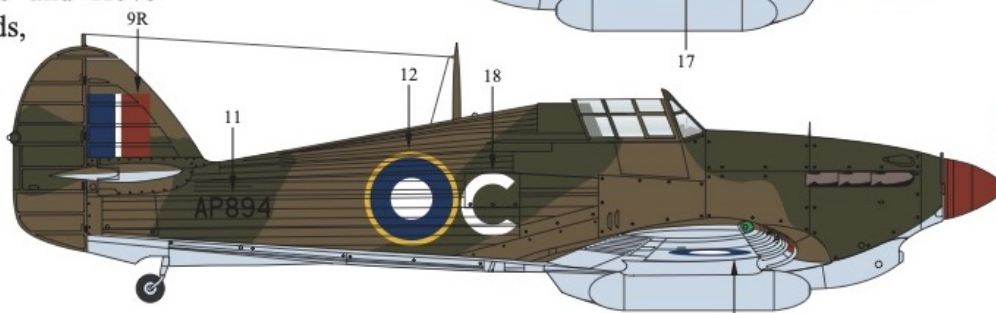


AP894 was finished in the Temperate Land Scheme colours consisting of Dark Green and Dark Earth disruptive uppersurface camouflage over Sky Blue undersides. The spinner was Sky Blue also.

Hawker Hurricane Mk.IIb,
 AP894, 'C' flown by
 Flight Lieutenant Jack Storey
 of 135 Squadron,
 Royal Air Force,
 based at 'George' and 'Hove'
 Landing Grounds,
 East Bengal,
 March - May,
 1943

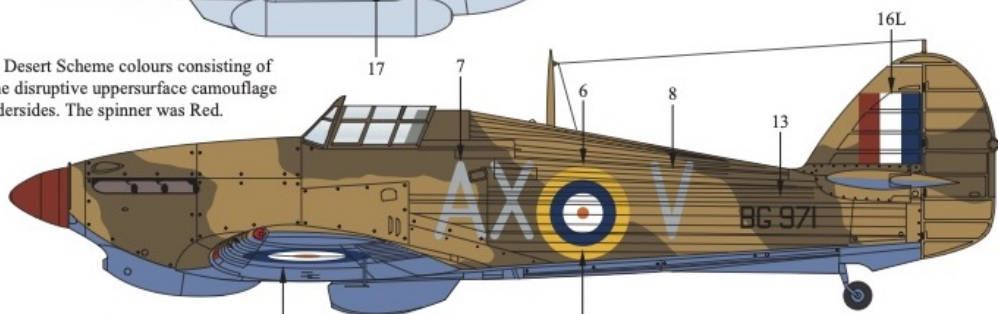


Modellers Note:
 This airframe had a tropical filter fitted and carried underwing fuel tanks.

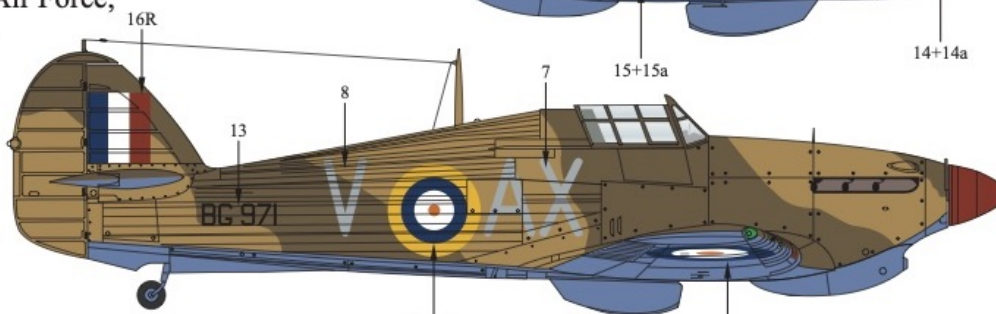



BG971 was finished in the Desert Scheme colours consisting of Dark Earth and Middle Stone disruptive uppersurface camouflage over Azure Blue undersides. The spinner was Red.

Hawker Hurricane Mk.IIb,
 BG971, 'AX.V' flown by
 Major Gerald le Mesurier of
 1 Squadron,
 South African Air Force,
 based at LG 92,
 Egypt,
 3 July,
 1942.


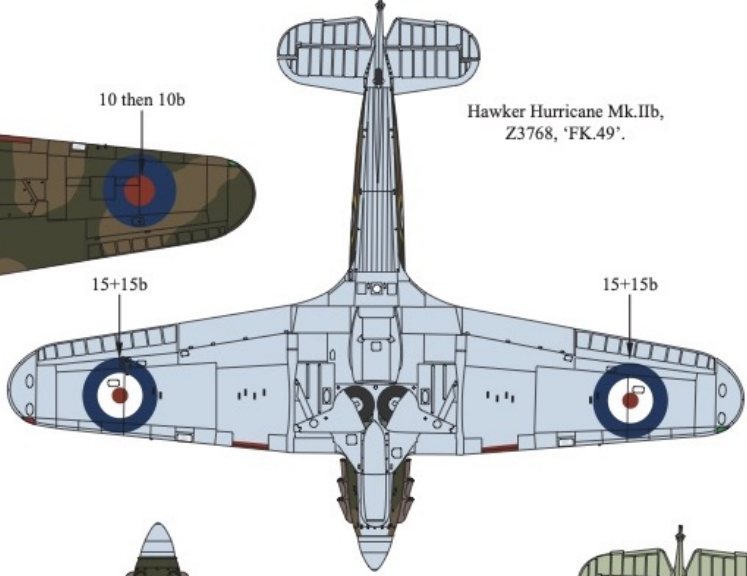


Modellers Note:
 This airframe had a tropical filter fitted.

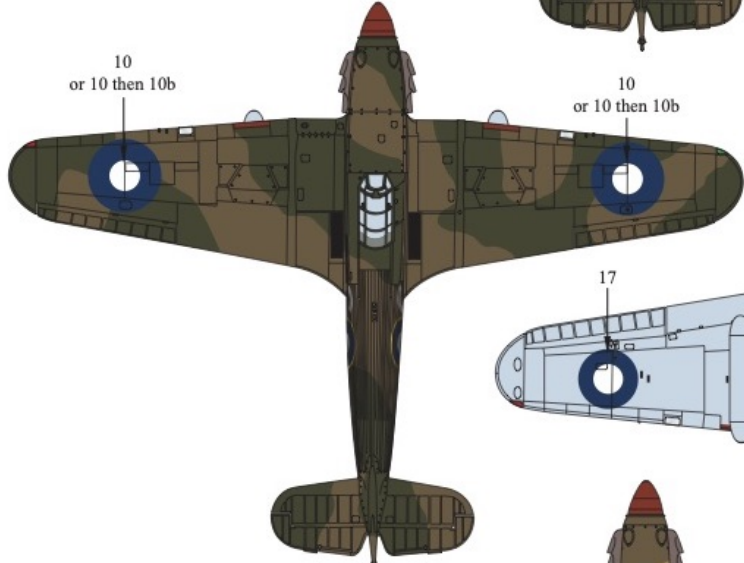
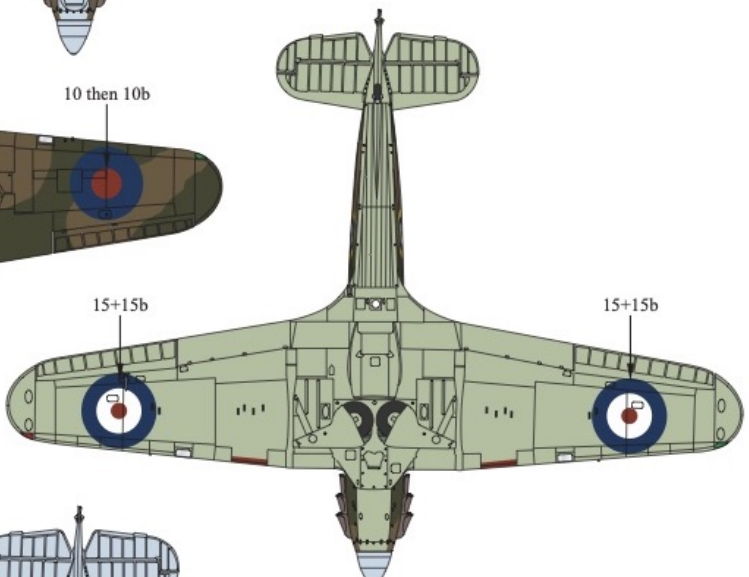




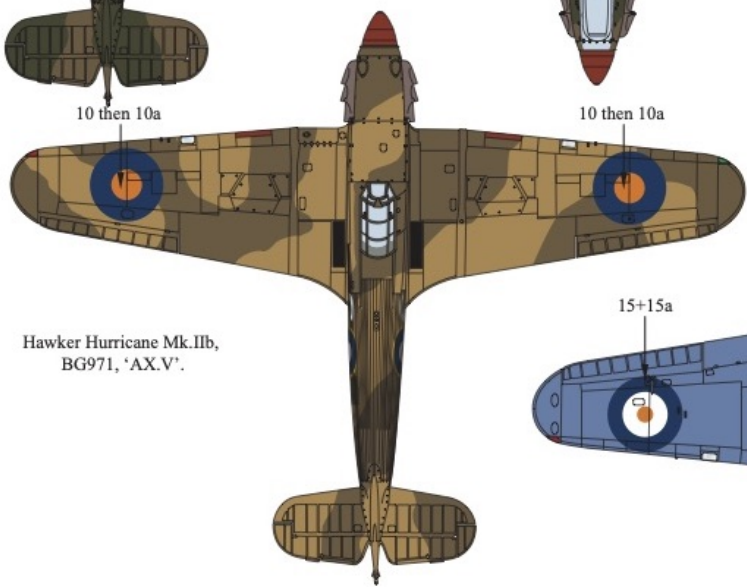
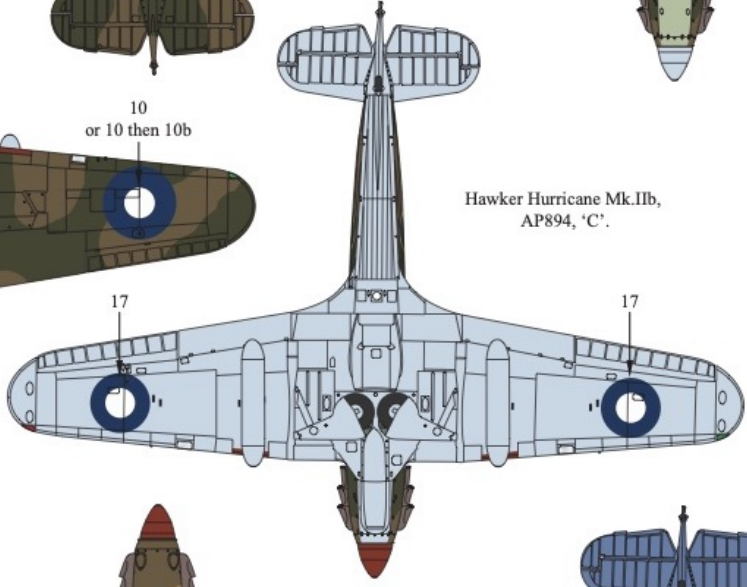
Hawker Hurricane Mk.IIb,
 Z3768, 'FK.49'.



Hawker Hurricane Mk.IIb,
 Z3658, 'YO.N'.



Hawker Hurricane Mk.IIb,
 AP894, 'C'.



Hawker Hurricane Mk.IIb,
 BG971, 'AX.V'.



- Xtracolor Paints
 X001 Dark Green
 X002 Dark Earth
 X007 Sky
 X009 Middle Stone
 X026 Azure Blue
 X031 Red
 X149 Sky Blue
 X504 Exhaust

Paints:

The colours used on these aircraft can be found in the Xtracolor (prefix number with X) and Xtracrylix (prefix number with XA1) range of paints.

- Xtracrylix Paints
 XA1001 Dark Green
 XA1002 Dark Earth
 XA1007 Sky
 XA1009 Middle Stone
 XA1026 Azure Blue
 XA1031 Red
 XA1149 Sky Blue