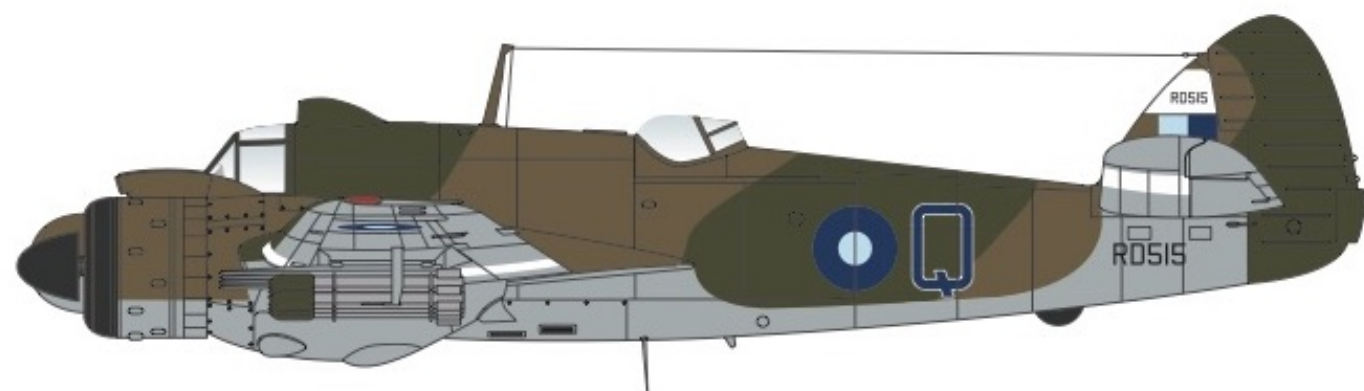
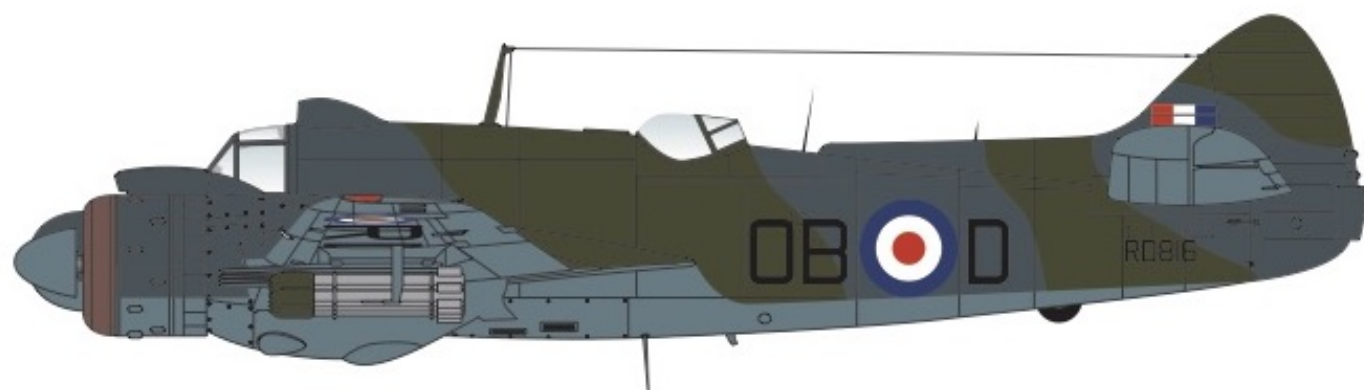


Bristol Beaufighter TF.Mk.X



For the best results these decals should be applied to a gloss surface such as provided by either Xtracolor or Xtracrylix paints. Cut out the decal required and soak in warm water until the decal is released from the backing paper. Wet the area to be decaled with MICRO SET which will help to eliminate air trapped under the decal and position the decal.

After 5 or 10 minutes wet the decal with MICRO SOL which will soften the decal and ensure that it settles down over any surface detail. Allow the decal to dry for at least 12 hours. During this time some wrinkling of the decal may occur, this is normal. Do not touch the decal at this time.

Carefully check for small air bubbles and if there are any prick with a needle and apply a drop of MICRO SOL. After all air bubbles have been eliminated and the decals are dry wash the entire model with water to remove any excess decal adhesive.

When completely dry the whole model should be sprayed with a coat of Xtracolor or Xtracrylix Flat, Satin or Gloss varnish depending on the finish required.

Store in a cool dry place, avoid sunlight, dampness or extremes of temperature and/or humidity.

Bristol Beaufigther TF Mk.X,
RD427, 'EO.O'
of 404 (RCAF) Squadron,
Royal Air Force,
Coastal Command,
based at RAF Dallachy,
Moray, Scotland,
1945.

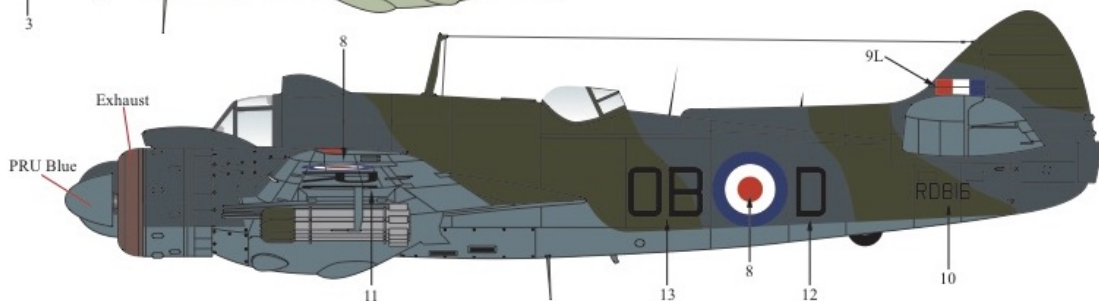


RD427 was finished in
the Extra Dark Sea Grey over
Sky undersides scheme.

Modellers Note:
RD427 had a standard nose a fin
fillet but no intake behind the
cockpit.

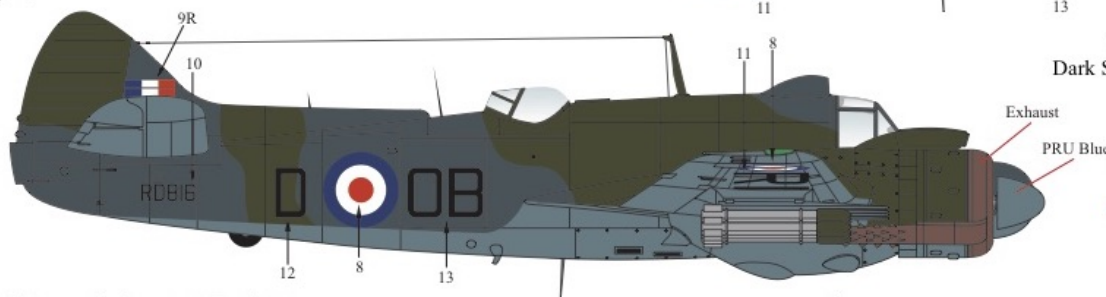


Bristol Beaufigther TF Mk.X,
RD816, 'OB.D'
of 45 Squadron,
Royal Air Force,
based at RAF Tengah, Singapore,
during 'Operation Firedog',
Malaya, 1949.

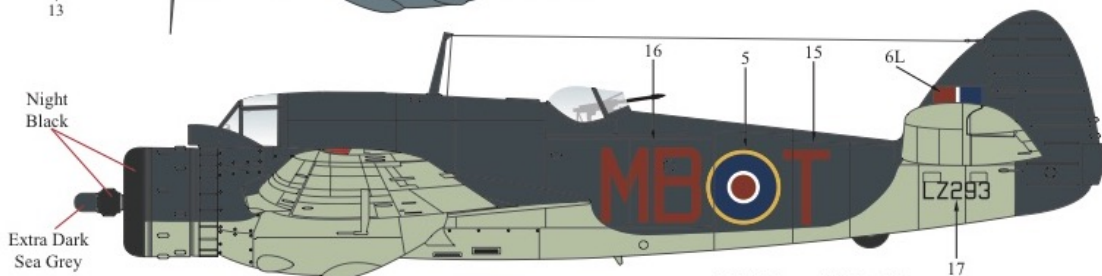


RD816 was finished in
Dark Sea Grey and Dark Green over
PRU Blue undersides.

Modellers Note:
RD816 had a 'Thimble' nose, fin
fillet and intake behind the cockpit.

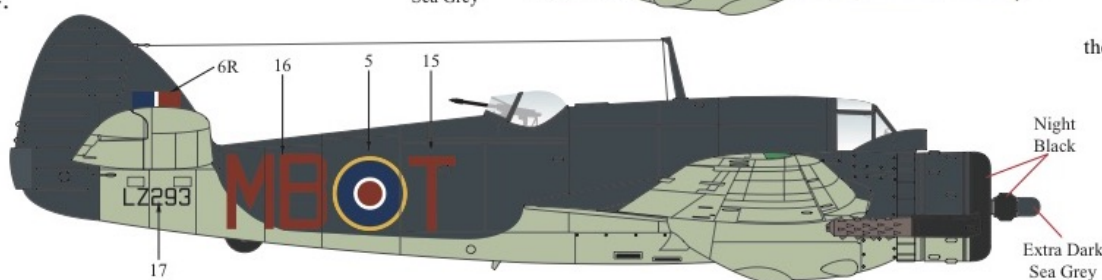


Bristol Beaufigther TF.Mk.X,
LZ293, 'MB.T'
of 236 Squadron, RAF,
RAF Coastal Command
based at RAF North Coates,
Lincolnshire, UK,
1944.

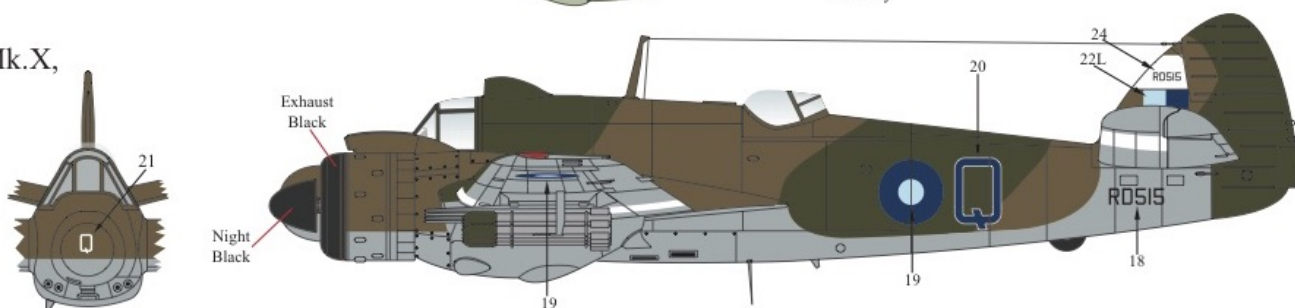


RD427 was finished in
the Extra Dark Sea Grey over
Sky undersides scheme.

Modellers Note:
LZ293 had the shorter engine
intake scoops and a nose
mounted strike camera fitted. No
fin fillet fitted.

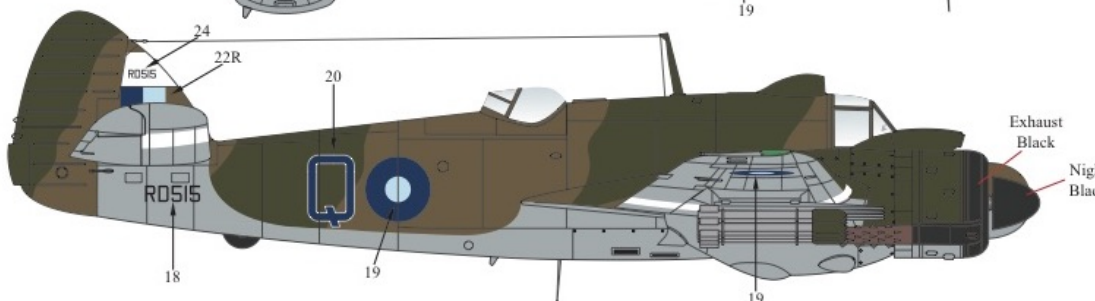


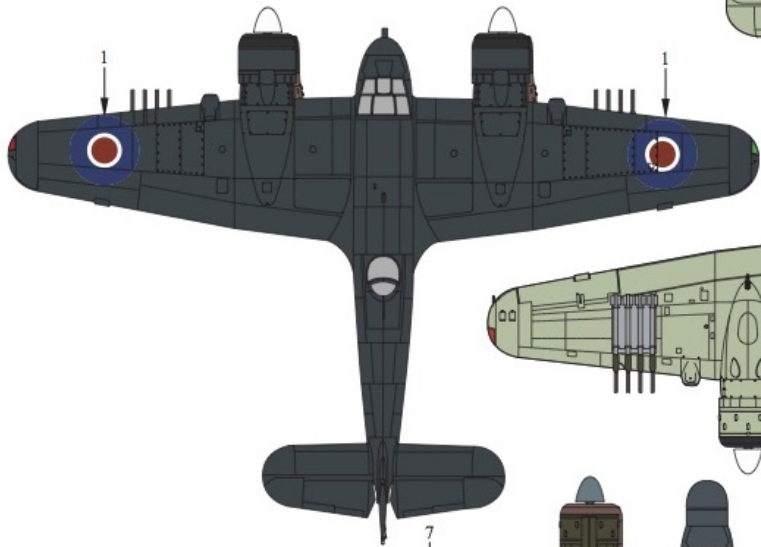
Bristol Beaufigther Mk.X,
RD515, 'Q'
of 22 Squadron,
Royal Air Force,
based in Burma,
late 1944.





RD515 was finished in
the Dark Green and Dark Earth over
Medium Sea Grey undersides scheme.

Modellers Note:
RD515 had the intake behind the
cockpit and 'Thimble' nose but no
dorsal fin fillet was fitted.

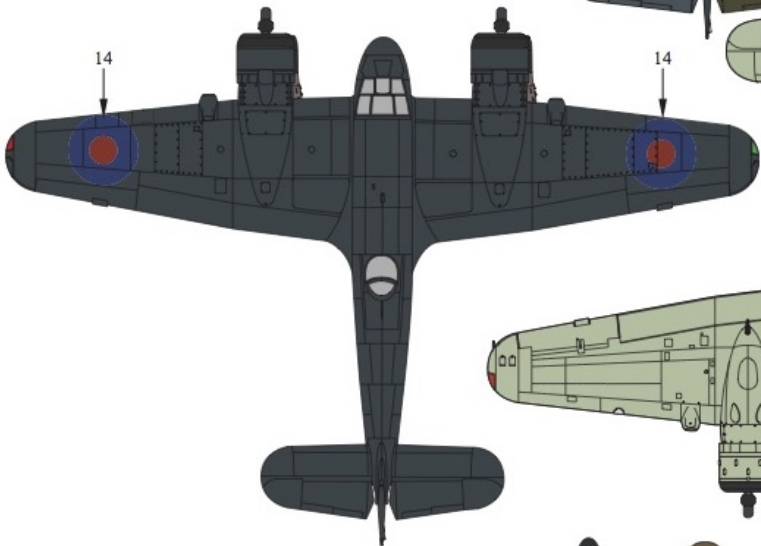





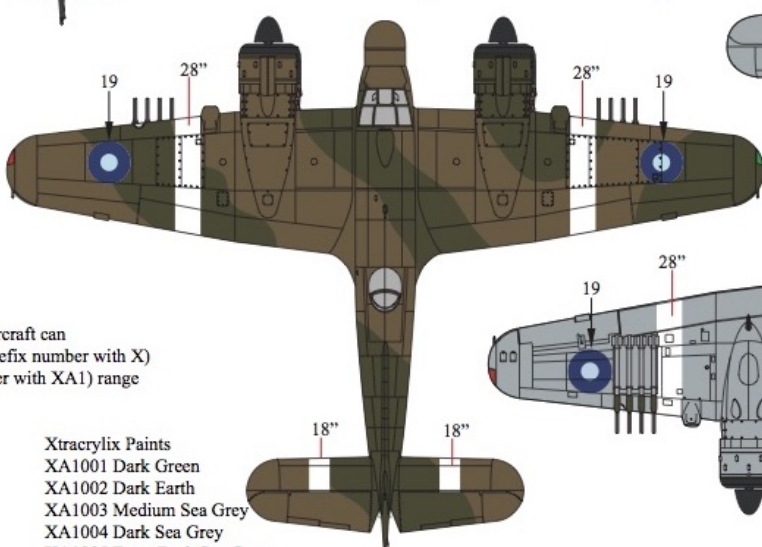
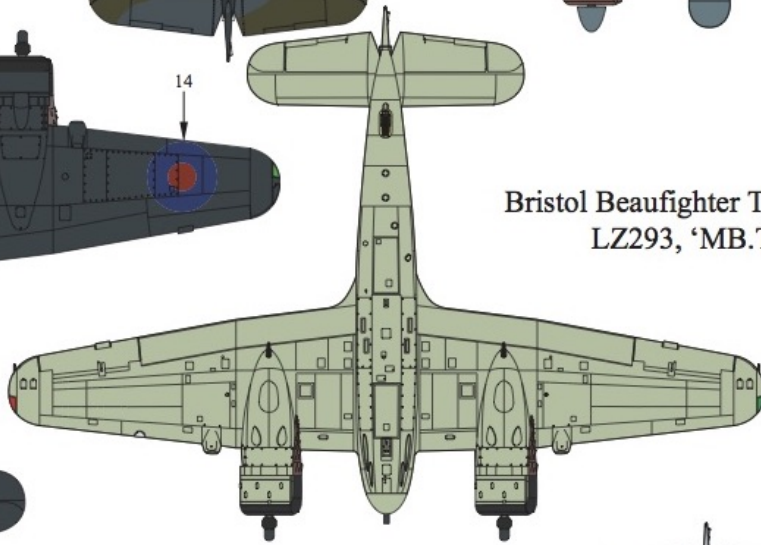
Bristol Beaufighter TF Mk.X,
 RD247, 'EO.O'.



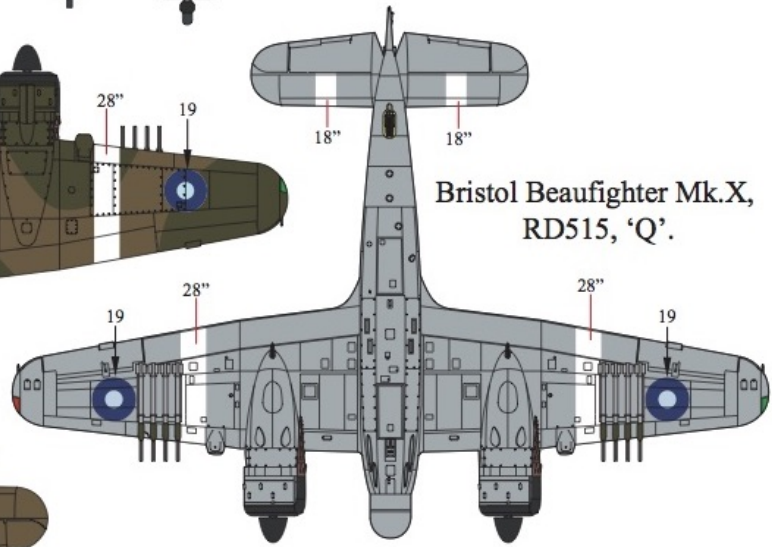
Bristol Beaufighter TF Mk.X,
 RD816, 'OB.D'.



Bristol Beaufighter TF Mk.X,
 LZ293, 'MB.T'



Bristol Beaufighter Mk.X,
 RD515, 'Q'.



Paints:

The colours used on these aircraft can be found in the Xtracolor (prefix number with X) and Xtracrylix (prefix number with XA1) range of paints.

- Xtracolor Paints
 X001 Dark Green
 X002 Dark Earth
 X003 Medium Sea Grey
 X004 Dark Sea Grey
 X005 Extra Dark Sea Grey
 X007 RAF Sky
 X008 PRU Blue
 X012 Night Black
 X405 White
 X501 Silver
 X504 Exhaust

- Xtracrylix Paints
 XA1001 Dark Green
 XA1002 Dark Earth
 XA1003 Medium Sea Grey
 XA1004 Dark Sea Grey
 XA1005 Extra Dark Sea Grey
 XA1007 RAF Sky
 XA1008 PRU Blue
 XA1012 Night Black
 XA1141 White