

AeroMaster™

PRODUCTS



The Wolf Pack

The 56 P.G. in W.W.II

Pt. IX



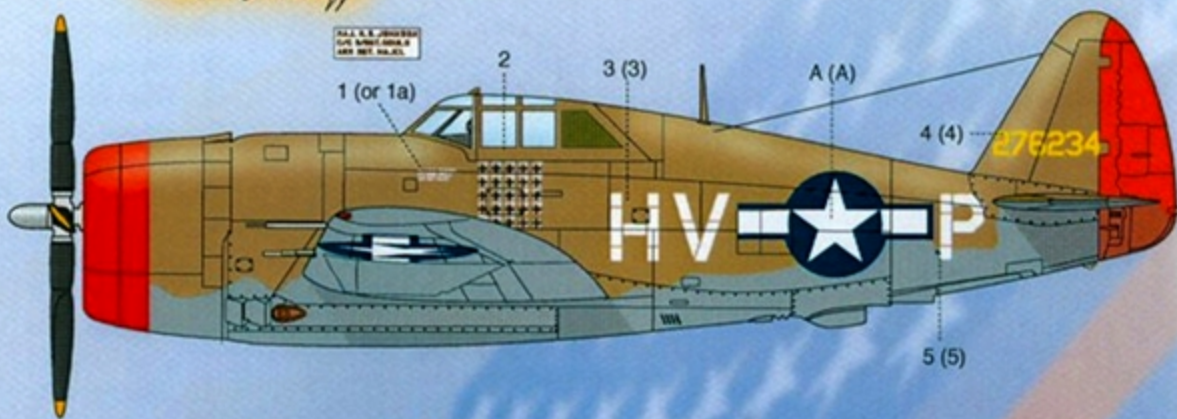
Suggested Kit: Hasegawa/Tamiya P-47 Family.

The Wolf Pack

The 56 F.G. in W.W.II Pt. IX

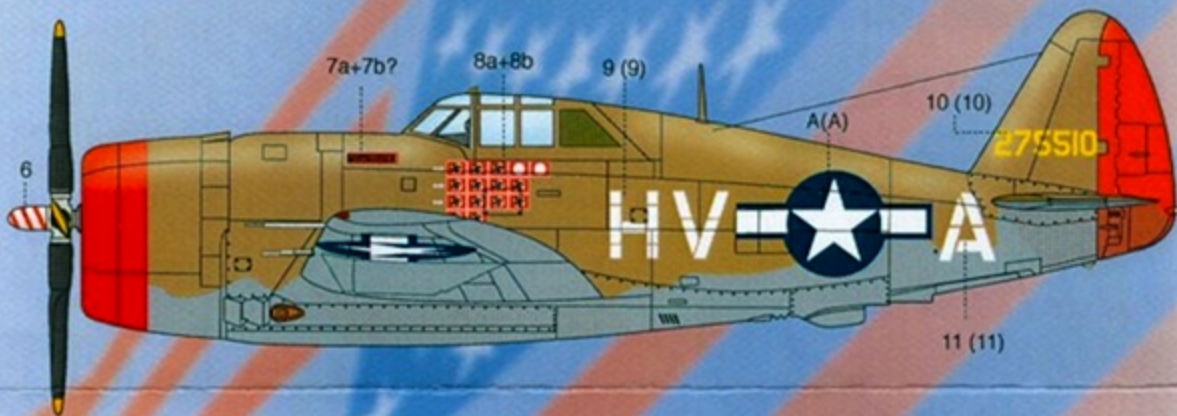
Aircraft 1

Flying this P-47D, Maj. Robert S. Johnson scored his 24th and 25th kills 13 April 1944. His Razorback wears the Weathered Olive Drab over Neutral Gray with Red cowl stripe. Note the "segmented" fuselage codes.



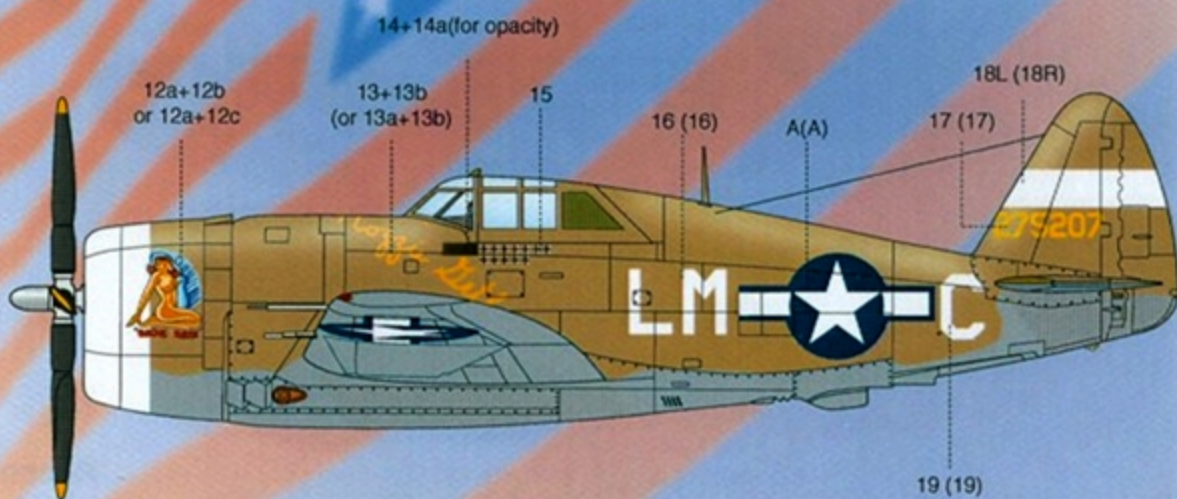
Aircraft 2

Robt. Johnson and Col. Francis S. Gabreski, whose early P-47D is depicted here, were the 56FG's top aces. Gabreski's 61FS mount wears Polished Olive drab over Neutral Gray with standard cowl stripe. Note the White spinner with Red spiral (decal 29). Approximate date for this scheme is March 44, with Red cowling and rudder.



Aircraft 3

The first 8th AF pilot to score six kills in one mission, Capt. Fred Christensen flew P-47D-11-RE "Rosie Geth" in polished Olive Drab over Neutral Gray. Again, note the standard 24" white cowl stripe. Wing insignia also appeared in three positions on this a/c. Notice the horned rear view mirror on the upper canopy.



Aircraft 4 Late Scheme

A special one for you !! 56 FG technicians converted this "Razorback" into a two seat P-47D "Double bolt" for VIP and Hack duties. The following notes may not be the ultimate way to create this interesting machine, but at least it may help you to start thinking in the right direction. More research may be necessary, but isn't this an important part of our Hobby? Notice that you cannot just cut the upper rear deck of a razor back and add a second canopy. You must extend the last former of the original canopy all the way back to where the second canopy ends. Then join the uppermost point of this former all the way down to the base of the vertical fin and add the turtle deck. This new upper deck seems to have its sides even with the second canopy you are adding, not concave as in the single seat "Razor Back Bolts". Also remember that the canopy sill sides run parallel and that the front canopy now opens over the side, "a la 109". We have a clear picture showing the nose art background is Lt. Blue!

(continues next page)

NOTE:

While wearing this scheme, this a/c had all guns removed and White tape applied over the holes.

