

AeroMaster.

48-376



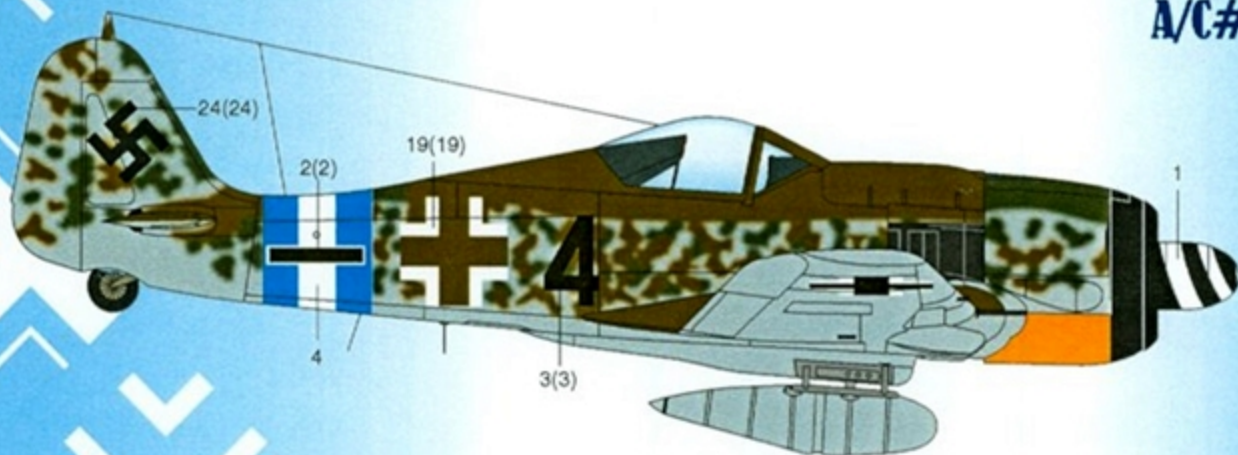
Fw-190 Butcher Birds. Pf V



48-376

3615 NW 20th Ave • Miami, Florida 33142 • USA
Tel. (305) 633-7398 • Fax (305) 638-4197

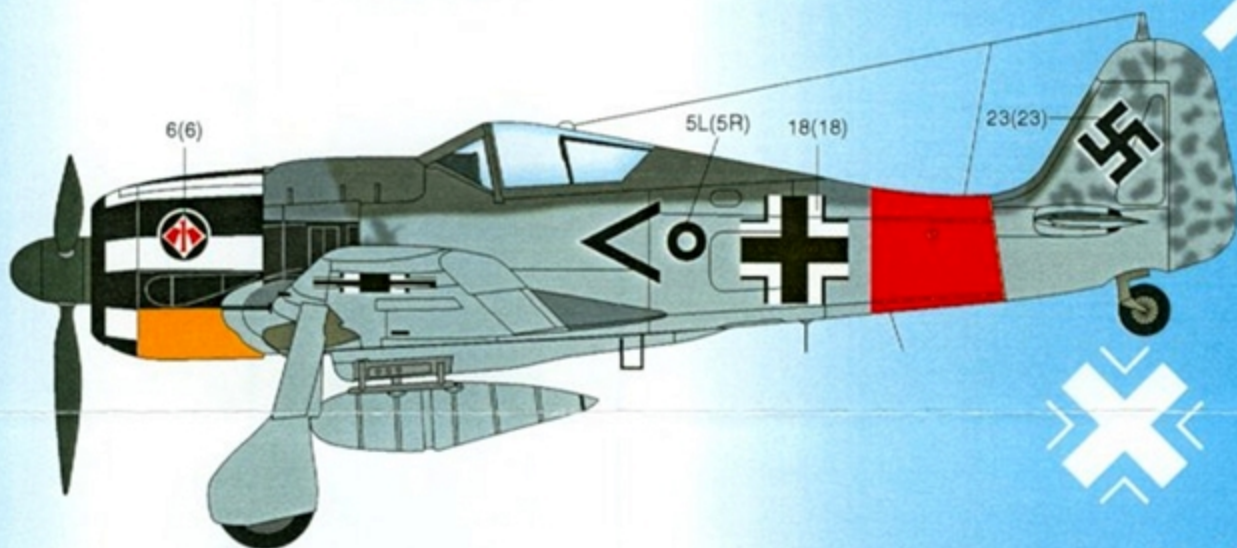
Fw-190 Butcher Birds. Pt V



A/C#1 This Fw190A-8, flown by Lt. Viktor Hiermann of 3./JG77, participated in desperate Wilde Sau ("wild boar") tactics against allied bombers during the late autumn of 1944. It wears the late-war fighter scheme of RLM 81 Braunviolett and RLM 82 Dunkelgrün over RLM 76 Lichtgrau — with heavy mottling of the top colors. Note the RLM 04 Gelb cowl chin, crudely applied Black cowl leading edge, and spiraled Black spinner.

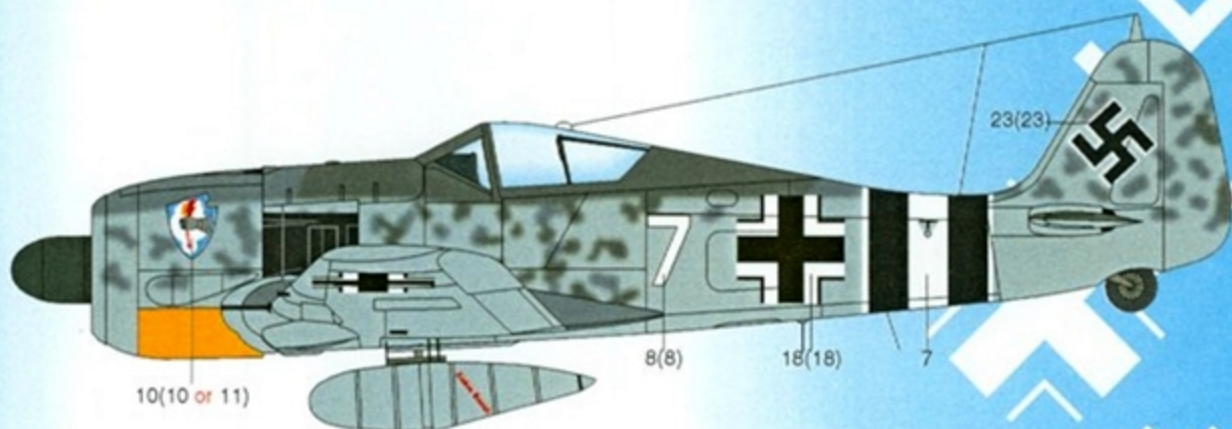
A/C#2

Ob. Lt. Wilhelm Krebs, technical officer of 1./JG1, flew this Fw190A-7 in Jan., 1944. His machine wears RLM 74 Dunkelgrau and RLM 75 Grauviolett over RLM 76 Lichtgrau. Note the Black/White striped cowl, RLM04 Gelb cowl chin, RLM23 Rot Reich defense band, RLM 75 fin mottling and RLM 70 Schwarzgrün prop. Note, too, the extra armored windshield.



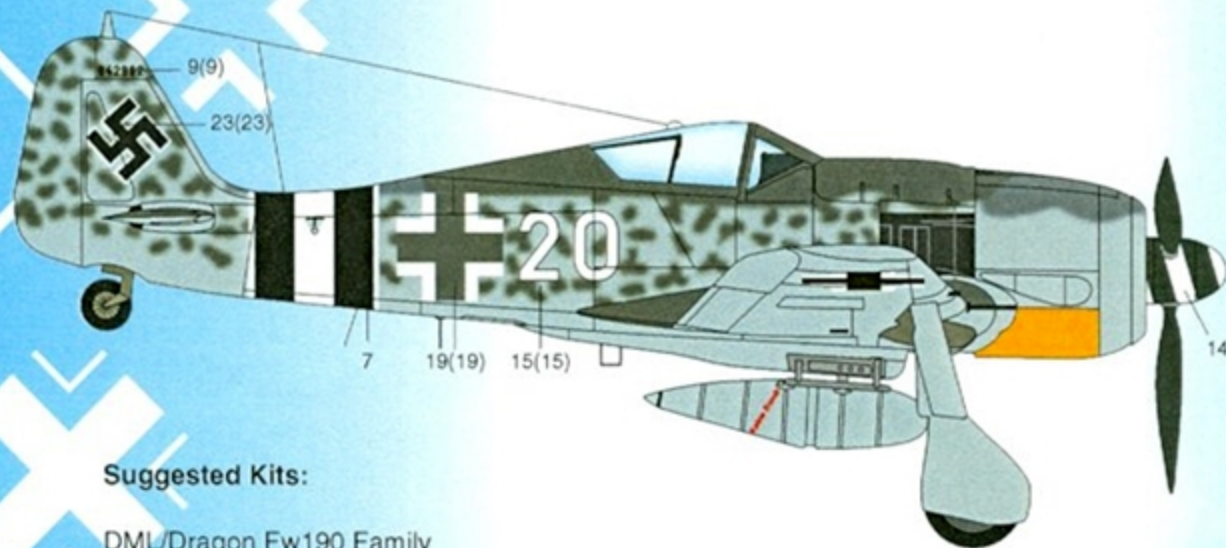
A/C#3

Maj. Erwin Bacsla of the Luftwaffe's Sturmsraffel 1 flew this Fw-190A-6 out of Dortmund, Jan., 1944. Camouflage is RLM 74 Dunkelgrau and RLM 75 Grauviolett over RLM 76 Lichtgrau. Note the Yellow cowl chin, sparse RLM 75 fuselage mottling and RLM 70 Schwarzgrün spinner. Note, too, that we have provided an extra unit badge (decal 4), in case the starboard-side design was not "handed."



A/C#4

Serving with JG300 over Germany in Nov., 1944, Obst. Lt. Walther Dahl, who finished the war with 128 kills, flew this Fw190A-8. The upper surface sports RLM 75 and RLM 74 — with a dense application of both colors as side mottling. Under surfaces were RLM 76. Note the RLM 04 lower cowl, RLM 23 Rot Reich defense band, and spiraled RLM 25 spinner.



A/C#5

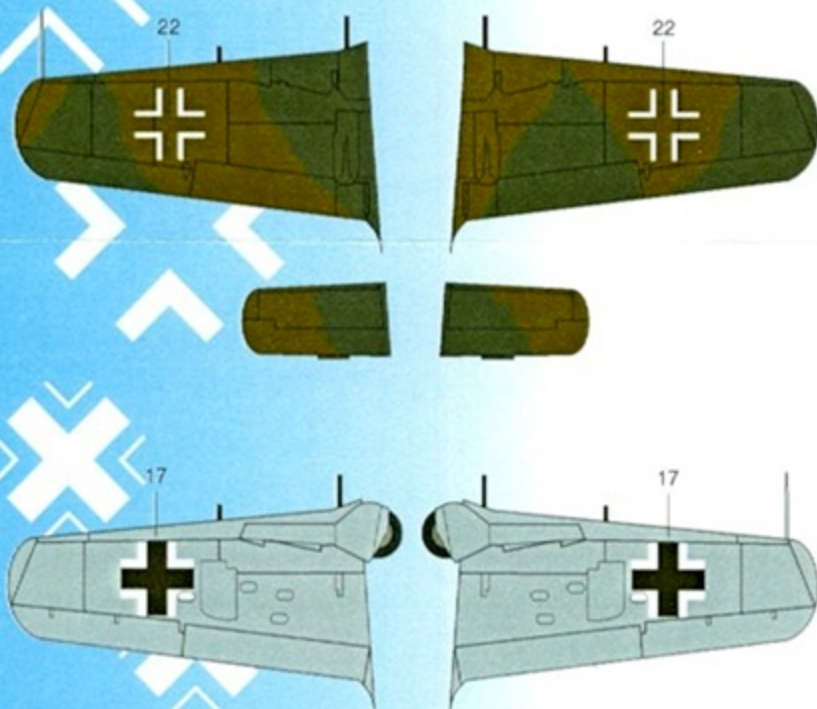
Wearing the standard RLM 74 Dunkelgrau and RLM 75 Grauviolet over RLM 76 Lichtgrau, this Sturmsraffel 1 Fw-190A-7 also operated from Dortmund in Feb., 1944. Fuselage mottling appears to be largely -- if not entirely -- RLM 74. Note the RLM 70 prop & spinner, White spinner spiraling and Yellow cowl chin.

Suggested Kits:

DML/Dragon Fw190 Family
Tamiya Fw190 Family

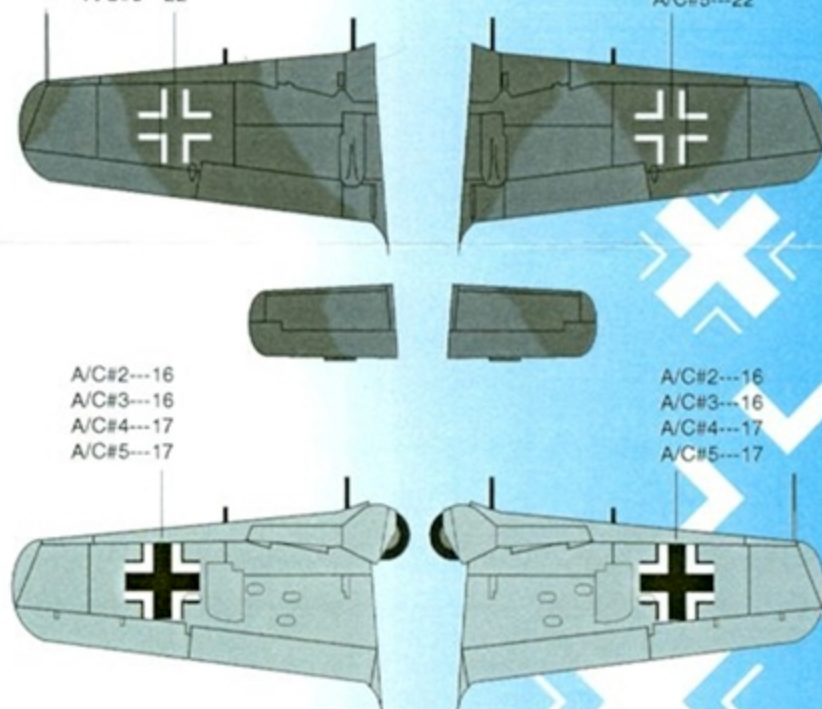
Typical camouflage pattern and insignia position

A/C#1



A/C#2---21
A/C#3---22
A/C#4---20
A/C#5---22

A/C#2,3,4&5



A/C#2---21
A/C#3---22
A/C#4---20
A/C#5---22

A/C#2---16
A/C#3---16
A/C#4---17
A/C#5---17

A/C#2---16
A/C#3---16
A/C#4---17
A/C#5---17

Our **THANKS** to Werner Stocker for his help on this project.

References:

Sundin C. & Bergström C., Luftwaffe Fighter Aircraft In Profile, Schiffer Publishing Ltd., 1997.

Recommended AeroMaster Warbird Colors Acrylic

1001	Gloss Clear	1015	RLM 24 Blue
1002	Semi-Gls Clr	1016	RLM 25 Green
1003	Flat Clear	1022	RLM 66 Schwarzgrau
1004	Tire Black	1023	RLM 70 Schwarzgrün
1010	RLM 02 Grau	1025	RLM 74 Graugrün
1011	RLM 04 Yellow	1026	RLM 75 Grauviolett
1012	RLM 21 White	1027	RLM 76 Lichtblau
1013	RLM 22 Black	1031	RLM 81 Brauviolett
1014	RLM 23 Red	1033	RLM 82 Dunkelgrün

Recommended AeroMaster Warbird Colors Enamels

9001	Black	9014	Gloss Clear
9002	White	9020	RLM 02 Grau
9003	Yellow	9022	RLM 66 Schwarzgrau
9004	Blue	9023	RLM 70 Schwarzgrün
9005	Red	9025	RLM 74 Graugrün
9010	Tire Black	9026	RLM 75 Grauviolett
9011	Glaze	9027	RLM 76 Lichtblau
9012	Flat Clear	9028	RLM 81 Brauviolett
9013	Semi-Gls Clr	9030	RLM 82 Dunkelgrün

If you have suggestions for future subject matter, AeroMaster would like to hear from you. Our goal is to provide high quality, well researched decals of unusual and interesting subjects. We value our customers' input, so if you have specific suggestions or photographs of unusual subject matter which you would be willing to share, please contact:

AeroMaster Decals™

3615 NW 20th Ave • Miami, Florida 33142 • USA